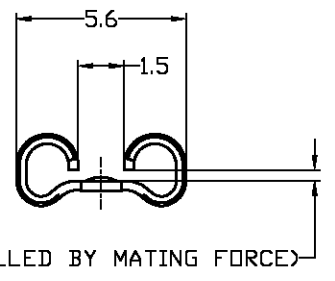
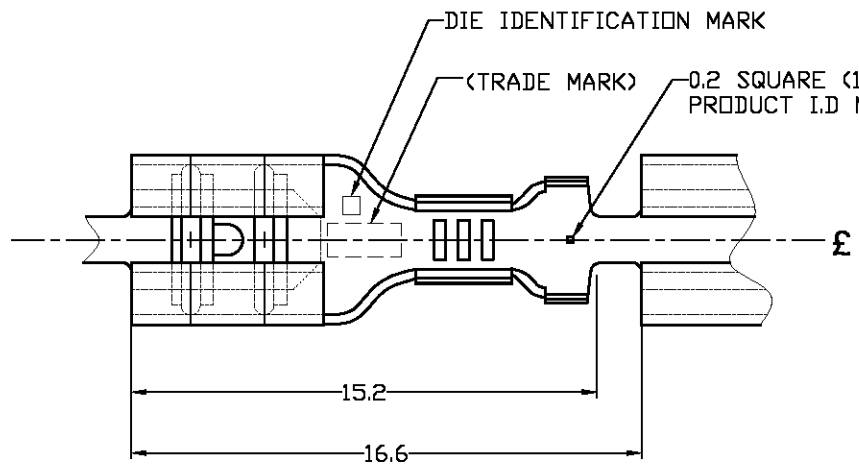


THIS DRAWING IS UNPUBLISHED. RELEASED FOR PUBLICATION
 © COPYRIGHT BY TYCO ELECTRONICS CORPORATION. ALL RIGHTS RESERVED.

LOC	DIST	REVISIONS					
		P	LTR	DESCRIPTION	DATE	DWN	APVD
J	—	#	J1	REVISED ECR-05-007890	29JUL'05	Y.Y	N.Y
		#	K	REVISED ECR-07-011381	15MAR'07	J.S	S.M
		#	L	REVISED ECR-09-006836	25MAR'09	J.S	N.Y



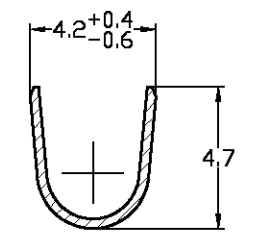
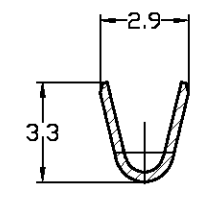
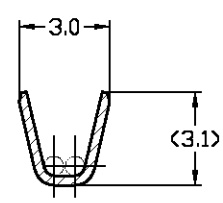
NOTE:

1. SEE PRODUCT SPEC FOR THE DETAIL OF MATING TAB

△ STRESS RELIEVING

FINISH IS SUBJECT TO CHANGE BY THE TYPE OF STRESS RELIEVING PROCESS

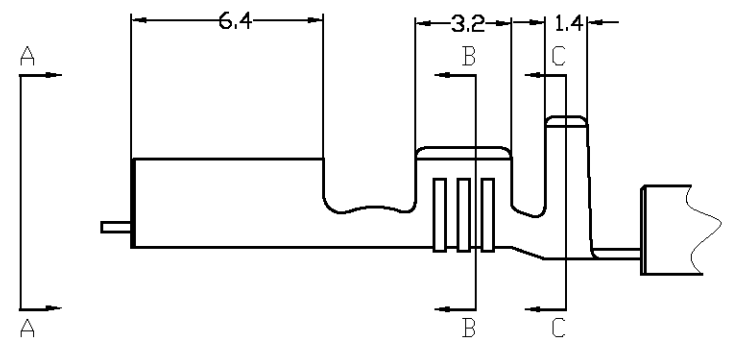
- * INERT GAS FURNACE.....MATTE
- * ATMOSPHERIC FURNACE FOLLOWING BY ACID PICKLE...BRIGHT



SECT. "B"-"B"
(-6 ONLY)

SECT. "B"-"B"

SECT. "C"-"C"



MATING TAB THK.	PRODUCT SPEC NO.	L.P P/N	MATERIAL	FINISH	P/N
	108-5178	—#—	BRASS 0.32t	ELECTRICAL TIN PLATED WITHOUT STRESS RELIEVE	170037-9
	108-5178	—#—	BRASS 0.32t	ELECTRICAL TIN PLATED	170037-6
	108-5178	170038-5	PRE-TIN BRASS		170037-5
	108-5178	170038-4	PHOSBRO 0.32t	ELECTRICAL TIN PLATED	170037-4
	108-5178	170038-3	PHOSBRO 0.32t	—#— △	170037-3
	108-5178	170038-2	BRASS 0.32t	ELECTRICAL TIN PLATED	170037-2
0.51t	108-5008	170038-1	BRASS 0.32t	—#— △	170037-1

WIRE RANGE 0.5~1.42 mm (AWG #20~#16)	THIS DRAWING IS A CONTROLLED DOCUMENT.		DWN LI HELEN 27AUG2004	Tyco Electronics AMP K.K. Kawasaki, Japan
	INSULATION DIA 2.29~3.3	DIMENSIONS: 単位: 耗 mm	TOLERANCES UNLESS OTHERWISE SPECIFIED: 一般公差 0 PLC ± 1 PLC ± 2 PLC ± 3 PLC ± 4 PLC ± ANGLES ±	
TOLERANCES ±0.4	MATERIAL 材料 SEE TABLE	FINISH 仕上 SEE TABLE	WEIGHT 0.35g/ea	NAME 名称 187 SERIES FASTON RECEPTACLE SIZE A3 CAGE CODE 00779 DRAWING NO 番号 C-170037 RESTRICTED TO —
CUSTOMER DRAWING			SCALE 尺度 4:1	SHEET 1 OF 1