

1744489-2 ✓ ACTIVE



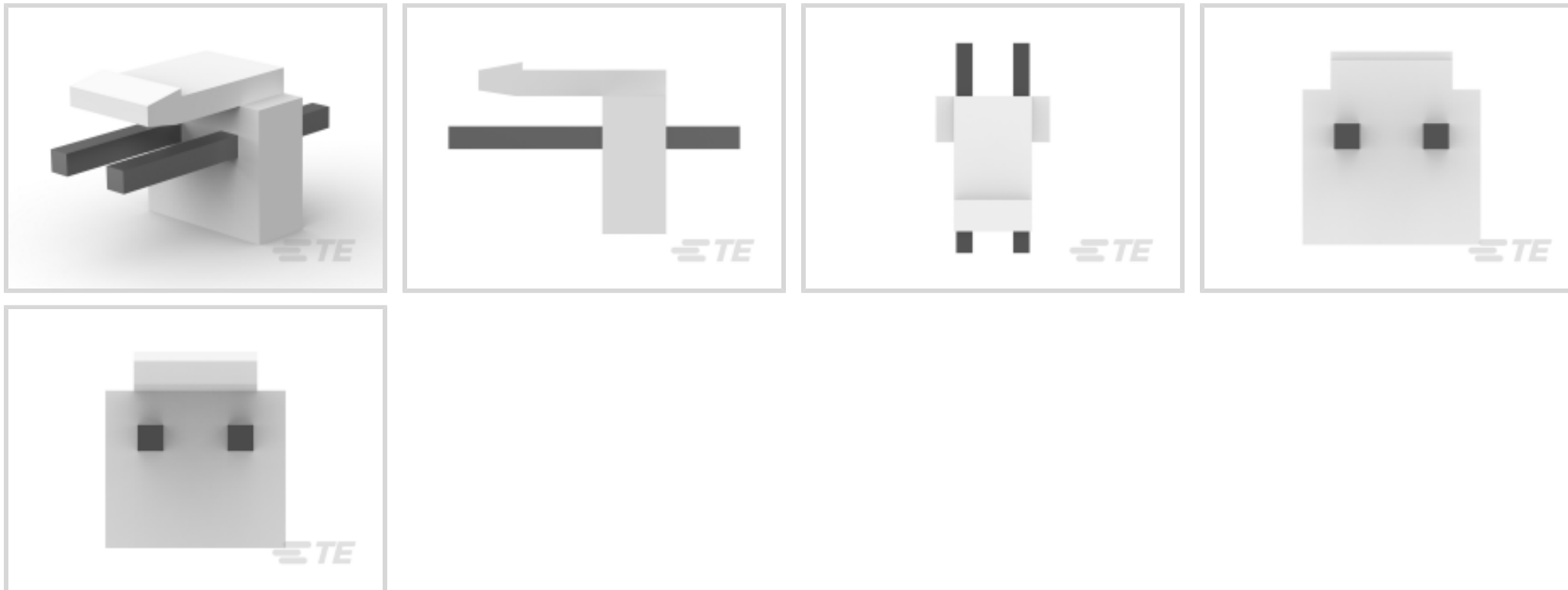
Economy Power

TE Internal #: 1744489-2

Rectangular Power Connectors, Header, Plug, Wire-to-Board, 2 Position, .156 in [3.96 mm] Centerline, Printed Circuit Board, UL 94V-0, Economy Power

[View on TE.com >](#)

Connectors > Power Connectors > Rectangular Power > Rectangular Power Connectors



Rectangular Power Connector Type: **Header**

Connector & Housing Type: **Plug**

Connector System: **Wire-to-Board**

Number of Positions: **2**

Centerline (Pitch): **3.96 mm [ .156 in ]**

### Features

#### Product Type Features

Header Type	Partially Shrouded
Rectangular Power Connector Type	Header
Connector & Housing Type	Plug
Connector System	Wire-to-Board
Sealable	No
Connector & Contact Terminates To	Printed Circuit Board

#### Configuration Features

Stacking Configuration	End to End
Number of Positions	2
PCB Mount Orientation	Vertical
Number of Power Positions	2
Number of Signal Positions	0
Number of Rows	1

#### Electrical Characteristics



Operating Voltage	250 VDC
-------------------	---------

### Contact Features

Contact Layout	Inline
----------------	--------

Contact Base Material	Brass
-----------------------	-------

Contact Current Rating (Max)	8 A
------------------------------	-----

Contact Retention Within Housing	Without
----------------------------------	---------

Contact Type	Pin
--------------	-----

PCB Contact Termination Area Plating Material	Tin
-----------------------------------------------	-----

Contact Mating Area Plating Material	Tin
--------------------------------------	-----

Contact Mating Area Plating Material Thickness	3.05 $\mu\text{m}$ [120 $\mu\text{in}$ ]
------------------------------------------------	------------------------------------------

Contact Termination Area Plating Thickness	3 $\mu\text{m}$ [120 $\mu\text{in}$ ]
--------------------------------------------	---------------------------------------

### Termination Features

Termination Post & Tail Length	3.69 mm[.145 in]
--------------------------------	------------------

Termination Method to Printed Circuit Board	Through Hole - Solder
---------------------------------------------	-----------------------

### Mechanical Attachment

Strain Relief	Without
---------------	---------

Mating Alignment	With
------------------	------

PCB Mount Alignment	Without
---------------------	---------

PCB Mount Retention	Without
---------------------	---------

Connector Mounting Type	Board Mount
-------------------------	-------------

Mating Retention	Without
------------------	---------

Mating Retention Type	Latch
-----------------------	-------

### Housing Features

Centerline (Pitch)	3.96 mm[.156 in]
--------------------	------------------

Housing Color	Natural
---------------	---------

Housing Material	Nylon
------------------	-------

### Dimensions

PCB Thickness (Recommended)	.06 mm[1.6 in]
-----------------------------	----------------

Width	9.4 mm[.37 in]
-------	----------------

Mating Post Length	7.7 mm[.303 in]
--------------------	-----------------

Height	8.21 mm[.323 in]
--------	------------------

Length	7.92 mm[.312 in]
--------	------------------



### Usage Conditions

Operating Temperature Range	-25 – 105 °C[-13 – 221 °F]
-----------------------------	----------------------------

### Operation/Application

Circuit Application	Power
---------------------	-------

### Industry Standards

UL Flammability Rating	UL 94V-0
Glow Wire Rating	GWT 750°C (Without Flame)

### Packaging Features

Packaging Method	Bag
Packaging Quantity	1000

### Other

For Use With	Receptacle Assembly
--------------	---------------------

## Product Compliance

[For compliance documentation, visit the product page on TE.com>](#)

EU RoHS Directive 2011/65/EU	Compliant
EU ELV Directive 2000/53/EC	Compliant
China RoHS 2 Directive MIIT Order No 32, 2016	No Restricted Materials Above Threshold
EU REACH Regulation (EC) No. 1907/2006	Current ECHA Candidate List: JUNE 2022 (224) Candidate List Declared Against: JAN 2022 (223) SVHC > Threshold: Not Yet Reviewed
Halogen Content	Not Low Halogen - contains Br or Cl > 900 ppm.
Solder Process Capability	Wave solder capable to 265°C

#### Product Compliance Disclaimer

This information is provided based on reasonable inquiry of our suppliers and represents our current actual knowledge based on the information they provided. This information is subject to change. The part numbers that TE has identified as EU RoHS compliant have a maximum concentration of 0.1% by weight in homogenous materials for lead, hexavalent chromium, mercury, PBB, PBDE, DBP, BBP, DEHP, DIBP, and 0.01% for cadmium, or qualify for an exemption to these limits as defined in the Annexes of Directive 2011/65/EU (RoHS2). Finished electrical and electronic equipment products will be CE marked as required by Directive 2011/65/EU. Components may not be CE marked. Additionally, the part numbers that TE has identified as EU ELV compliant have a maximum concentration of 0.1% by weight in homogenous materials for lead, hexavalent chromium, and mercury, and 0.01% for cadmium, or qualify for an exemption to these limits as defined in the Annexes of Directive 2000/53/EC (ELV). Regarding the REACH Regulation, the information TE provides on SVHC in articles for this part number is based on the latest European Chemicals Agency (ECHA) 'Guidance on requirements for substances in articles' posted at this URL: <https://echa.europa.eu/guidance-documents/guidance-on-reach>

## Compatible Parts



TE Part # 1-1123722-2  
3.96 EP PLUG HSG 2P(NATURAL)



TE Part # 1744544-2  
EP II TPA 02P, BLACK



TE Part # 1744524-5  
EP 05P HEADER ASY NO 2,4 PINS



TE Part # 1744524-6  
EP 06P HEADER ASY NO 4 PIN



TE Part # 4-1744524-3  
3.96 EP HDR ASY 03P ,NO 2 PIN, GW



TE Part # 4-1744524-5  
EP 05P HEADER ASY NO #3 PIN


## Also in the Series | Economy Power



Connector Contacts(1)




Insertion & Extraction Tools(1)



PCB Headers & Receptacles(166)



PCB Latches, Locks & Retainers(2)




Power Contacts(8)



Rectangular Connector Housings(1)



Rectangular Power Connectors(301)

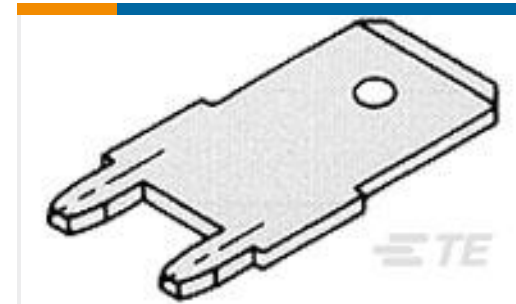
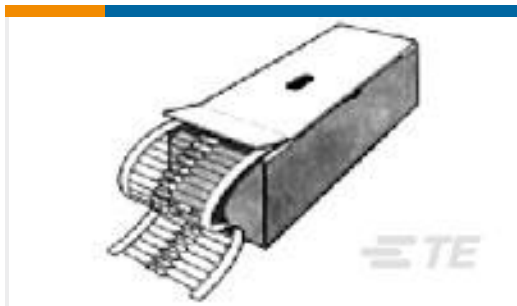


Wire-to-Board Connector Assemblies & Housings(141)



Wire-to-Board Connector Contacts(6)

## Customers Also Bought

TE Part #2-1676966-5  
SMW2 1R0 5%TE Part #1825057-4  
ADE0504=DIP SWITCH,EXT,THRU/HLTE Part #2-881545-2  
AMP SHUNT LOW PROFITE Part #63986-1  
250 FASTON TAB TPBRTE Part #2176078-2  
EP 1W 15R 5%TE Part #2-2176340-1  
CRGCQ 0603 2K2 5%TE Part #2-2176329-1  
CRGP 1210 470R 1%TE Part #1825057-3  
ADE0404=DIP SWITCH,EXT,THRU/HLTE Part #1-1879334-2  
CPF 0603 2R61 1% 50PPM 1K RL

## Documents

### Product Drawings

3.96 EP HDR ASY 02P NO PEG, GW

English

### CAD Files

3D PDF

3D

Customer View Model

ENG\_CVM\_CVM\_1744489-2\_D.2d\_dxf.zip



English

**Customer View Model**

[ENG\\_CVM\\_CVM\\_1744489-2\\_D.3d\\_igs.zip](#)

English

**Customer View Model**

[ENG\\_CVM\\_CVM\\_1744489-2\\_D.3d\\_stp.zip](#)

English

By downloading the CAD file I accept and agree to the [Terms and Conditions](#) of use.

---

## Datasheets & Catalog Pages

[Economy Power II \(EP II\) Glow Wire test compliant connectors](#)

English

[1-1773885-9 Economy Power Connectors](#)

English

---

## Product Specifications

[Application Specification](#)

Japanese