



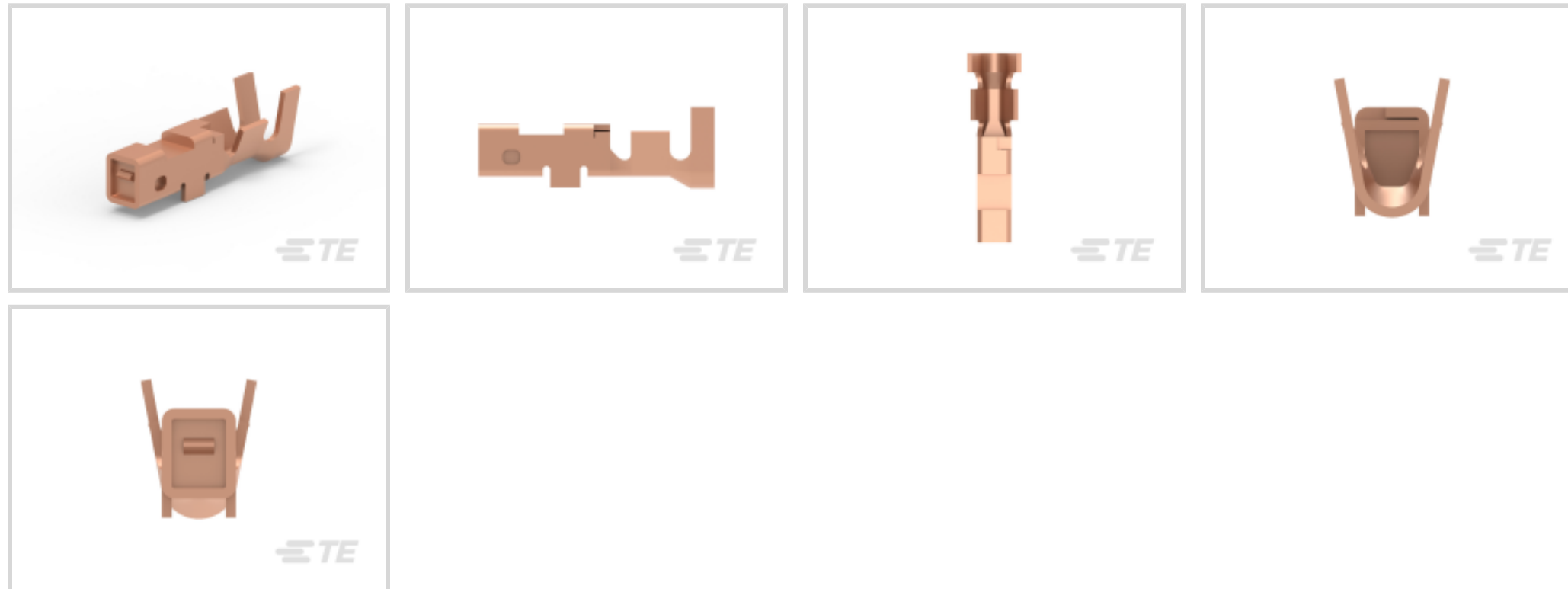
**GRACE INERTIA 2.0**

TE Internal #: 1747062-1

Connector Contact, Socket, Wire-to-Wire, 28 – 22 AWG Wire Size, .079 – .38 mm<sup>2</sup> Wire Size, Gold, Reel, Wire & Cable, 2.5 A, Signal, GRACE INERTIA 2.0

[View on TE.com >](#)

Connectors > PCB Connectors > Wire-to-Board Connectors > Wire-to-Board Connector Contacts > Sig GRACE INERTIA Receptacle



Contact Type: **Socket**

Connector System: **Wire-to-Wire**

Wire Size: **.079 – .38 mm<sup>2</sup>**

Contact Mating Area Plating Material: **Gold**

[All Sig GRACE INERTIA Receptacle \(9\)](#)

**Features**

**Product Type Features**

Connector System	Wire-to-Wire
Sealable	No
Connector & Contact Terminates To	Wire & Cable

**Configuration Features**

Compatible With Wire & Cable Type	Discrete Wire
-----------------------------------	---------------

**Electrical Characteristics**

Insulation Resistance	1000 MΩ
Operating Voltage	50 VAC

**Contact Features**

Contact Retention Within Housing	With
Mating Tab Width	.5 mm[.02 in]
Mating Tab Thickness	.46 mm[.018 in]
Contact Underplating Material Thickness	1.27 μm[50 μin]



Contact Mating Area Plating Material Thickness	.4 μm[15.75 μin]
Contact Underplating Material	Nickel
Contact Base Material	Phosphor Bronze
Contact Type	Socket
Contact Mating Area Plating Material	Gold
Contact Current Rating (Max)	2.5 A

### Termination Features

Termination Method to Wire & Cable	Crimp
------------------------------------	-------

### Mechanical Attachment

Contact Retention Type Within Housing	Locking Lance
Connector Mounting Type	Cable Mount (Free-Hanging)

### Dimensions

Accepts Wire Insulation Diameter Range	1.08 – 1.5 mm[.043 – .059 in]
Wire Size	.079 – .38 mm <sup>2</sup>

### Usage Conditions

Operating Temperature Range	-30 – 105 °C[-22 – 221 °F]
-----------------------------	----------------------------

### Operation/Application

Circuit Application	Signal
---------------------	--------

### Industry Standards

Glow Wire Rating	Standard Part - Not Glow Wire
------------------	-------------------------------

### Packaging Features

Packaging Quantity	6000
Packaging Method	Reel

### Other

Comment	Use with Grace Inertia Connector 2.0 and 2.5.
---------	---

### Product Compliance

[For compliance documentation, visit the product page on TE.com>](#)

EU RoHS Directive 2011/65/EU	Compliant
EU ELV Directive 2000/53/EC	Compliant
China RoHS 2 Directive MIIT Order No 32, 2016	No Restricted Materials Above Threshold



EU REACH Regulation (EC) No. 1907/2006

Current ECHA Candidate List: JUNE 2022 (224)

Candidate List Declared Against: JAN 2022 (223)

SVHC > Threshold:  
Not Yet Reviewed

Halogen Content

Low Halogen - Br, Cl, F, I < 900 ppm per homogenous material. Also BFR/CFR/PVC Free

Solder Process Capability

Not applicable for solder process capability

Product Compliance Disclaimer

This information is provided based on reasonable inquiry of our suppliers and represents our current actual knowledge based on the information they provided. This information is subject to change. The part numbers that TE has identified as EU RoHS compliant have a maximum concentration of 0.1% by weight in homogenous materials for lead, hexavalent chromium, mercury, PBB, PBDE, DBP, BBP, DEHP, DIBP, and 0.01% for cadmium, or qualify for an exemption to these limits as defined in the Annexes of Directive 2011/65/EU (RoHS2). Finished electrical and electronic equipment products will be CE marked as required by Directive 2011/65/EU. Components may not be CE marked. Additionally, the part numbers that TE has identified as EU ELV compliant have a maximum concentration of 0.1% by weight in homogenous materials for lead, hexavalent chromium, and mercury, and 0.01% for cadmium, or qualify for an exemption to these limits as defined in the Annexes of Directive 2000/53/EC (ELV). Regarding the REACH Regulation, the information TE provides on SVHC in articles for this part number is based on the latest European Chemicals Agency (ECHA) 'Guidance on requirements for substances in articles' posted at this URL: <https://echa.europa.eu/guidance-documents/guidance-on-reach>

## Compatible Parts



TE Part # 2305570-1  
TERMINAL CUTTER, SIDE FEED



TE Part # 1747066-4  
GRACE INERTIA CONN 2.5 PLUG HSG 4P NATUR



TE Part # 1747066-2  
GRACE INERTIA CONN 2.5 PLUG HSG 2P NATUR



TE Part # 1747066-6  
GRACE INERTIA CONN 2.5 PLUG HSG 6P NATUR



TE Part # 1747066-5  
GRACE INERTIA CONN 2.5 PLUG HSG 5P NATUR



TE Part # 1-1747066-2  
GRACE INERTIA CONN 2.5 PLUG HSG 2P RED



TE Part # 1747066-3  
GRACE INERTIA CONN 2.5 PLUG HSG 3P NATUR



TE Part # 2-1747066-4  
GRACE INERTIA CONN 2.5 PLUG HSG 4P BLUE



TE Part # 2134384-1  
GIC 2.5 REC CONT TIN PLATE TYPE (2L TYPE)

TE Part # 2-1747066-6  
GRACE INERTIA CONN 2.5 PLUG HSG 6P BLUE

TE Part # 1-1747066-6  
GRACE INERTIA CONN 2.5 PLUG HSG 6P RED

TE Part # 1747069-1  
GRACE INERTIA CONN 2.0 PLUG HSG 10P NATU

TE Part # 1729688-1  
SDE SAHT GIC 2.0 2.5 REC 28-22 ASSY

TE Part # 1747066-8  
GRACE INERTIA CONN 2.5 PLUG HSG 8P NATUR

TE Part # 2151126-1  
OCEAN-2.0-APPLICATOR-S-046F057F

TE Part # 7-2151126-1  
OCEAN-2.0-APPLICATOR-S-046F057F

TE Part # 7-2151126-2  
OCEAN-2.0-APPLICATOR-S-046F057F

TE Part # 7-2151126-7  
OCEAN\_2.0\_SPARE\_PART\_KIT-046F057F

TE Part # 2151126-2  
OCEAN-2.0-APPLICATOR-S-046F057F

Also in the Series | **GRACE INERTIA 2.0**

PCB Headers & Receptacles(70)

Rectangular Connector Housings(20)

Standard Rectangular Connectors(18)

Wire-to-Board Connector Assemblies & Housings(1)

Wire-to-Board Connector Contacts(3)

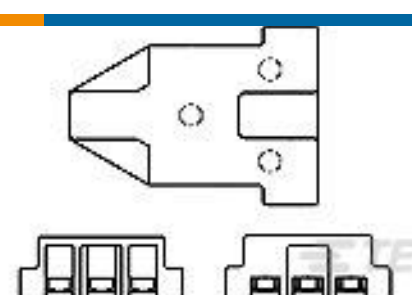
Customers Also Bought




TE Part #176283-2  
AMP UNIVERSAL POWER CAP 3P



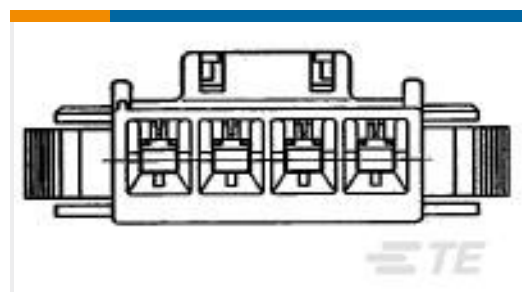
TE Part #176271-6  
AMP UNIVERSAL POWER PLUG 2P



TE Part #1-171370-2  
2.3DIA CLUSTER BLOCK



TE Part #176293-4  
UNIV POWER CAP HSG 3P P/MOUNT




TE Part #178740-1  
UP 3.96 CAP HSG PAN-MT NAT



**ANVIL**  
REPRESENTATION ONLY

TE Part #755533-1  
ANVIL, REVERSIBLE



TE Part #1366449-3  
ANVIL



TE Part #1-409282-0  
CRIMPER, INS



TE Part #913708-1  
HOOK HOLDER SPRING



TE Part #5-683453-6  
CRIMPER, INSULATION "F"

## Documents

### Product Drawings

[GRACE INERTIA CONN 2.0 REC CONTACT](#)

Japanese

### CAD Files

Customer View Model

[ENG\\_CVM\\_CVM\\_1747062-1\\_J.2d\\_dxf.zip](#)

English

### 3D PDF

3D

Customer View Model

[ENG\\_CVM\\_CVM\\_1747062-1\\_J.3d\\_igs.zip](#)

English

Customer View Model

[ENG\\_CVM\\_CVM\\_1747062-1\\_J.3d\\_stp.zip](#)

English

By downloading the CAD file I accept and agree to the [Terms and Conditions](#) of use.

## Product Specifications



[Application Specification](#)

English

[Application Specification](#)

Japanese

---

[Product Environmental Compliance](#)

[Product Compliance](#)

English

[Product Compliance](#)

English