

1744418-8 ✓ ACTIVE



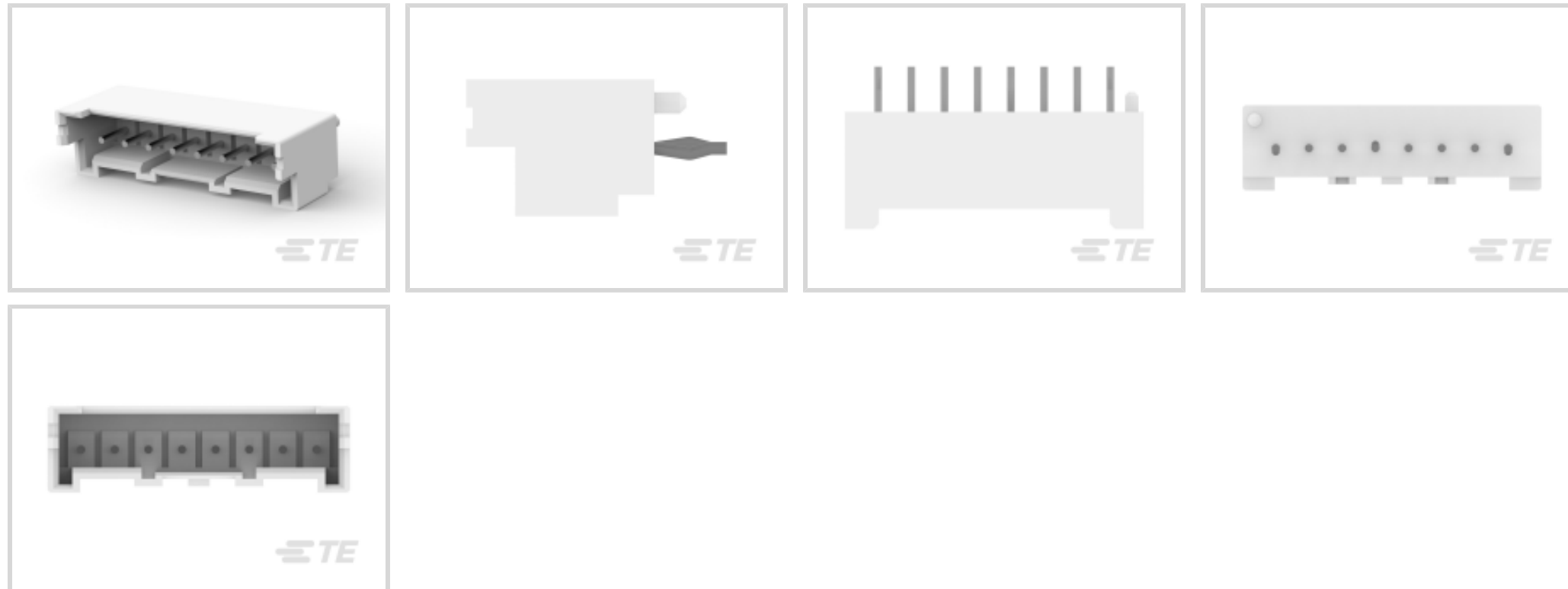
Economy Power 2.5

TE Internal #: 1744418-8

PCB Mount Header, Vertical, Wire-to-Board, 8 Position, .098 in [2.5 mm] Centerline, Fully Shrouded, Tin, Through Hole - Solder, Economy Power 2.5

[View on TE.com >](#)

Connectors > PCB Connectors > PCB Headers & Receptacles



Connector System: **Wire-to-Board**

Number of Positions: **8**

Number of Rows: **1**

Centerline (Pitch): **2.5 mm [.098 in]**

PCB Mount Orientation: **Vertical**

Features

Product Type Features

Connector System	Wire-to-Board
Header Type	Fully Shrouded
Sealable	No
Connector & Contact Terminates To	Printed Circuit Board
PCB Connector Assembly Type	PCB Mount Header

Configuration Features

Connector Contact Load Condition	Fully Loaded
Number of Positions	8
Number of Rows	1
PCB Mount Orientation	Vertical

Electrical Characteristics

Operating Voltage	250 VAC
-------------------	---------

Body Features

Primary Product Color	Natural
-----------------------	---------



Contact Features

Contact Layout	Inline
Mating Pin Diameter	.6 mm[.024 in]
Contact Mating Area Plating Material Thickness	2 – 5 μ m[80 – 200 μ in]
Contact Mating Area Plating Material Finish	Bright
Contact Base Material	Copper Alloy
Contact Mating Area Plating Material	Tin
Contact Type	Pin
Contact Current Rating (Max)	4.2 A

Termination Features

Round Termination Post & Tail Diameter	.6 mm[.024 in]
Termination Post & Tail Length	3.4 mm[.133 in]
Termination Method to Printed Circuit Board	Through Hole - Solder

Mechanical Attachment

PCB Mount Alignment Type	Boss
Mating Alignment Type	Polarization
Mating Retention	With
Panel Mount Feature	Without
PCB Mount Retention Type	Kinked
Connector Mounting Type	Board Mount
Mating Alignment	With
PCB Mount Alignment	With
PCB Mount Retention	With

Housing Features

Housing Material	Nylon
Centerline (Pitch)	2.5 mm[.098 in]

Dimensions

Connector Length	25 mm[.984 in]
Connector Height	8.8 mm[.346 in]

Usage Conditions

Operating Temperature Range	-55 – 105 °C[-67 – 221 °F]
-----------------------------	----------------------------

Operation/Application



Circuit Application	Power & Signal
---------------------	----------------

Industry Standards

Glow Wire Rating	Glow Wire
UL Flammability Rating	UL 94V-0

Packaging Features

Packaging Quantity	500
Packaging Type	Bag

Product Compliance

[For compliance documentation, visit the product page on TE.com>](#)

EU RoHS Directive 2011/65/EU	Compliant
EU ELV Directive 2000/53/EC	Compliant
China RoHS 2 Directive MIIT Order No 32, 2016	No Restricted Materials Above Threshold
EU REACH Regulation (EC) No. 1907/2006	Current ECHA Candidate List: JUNE 2022 (224) Candidate List Declared Against: JAN 2022 (223) SVHC > Threshold: Not Yet Reviewed
Halogen Content	Not Low Halogen - contains Br or Cl > 900 ppm.
Solder Process Capability	Wave solder capable to 265°C

Product Compliance Disclaimer

This information is provided based on reasonable inquiry of our suppliers and represents our current actual knowledge based on the information they provided. This information is subject to change. The part numbers that TE has identified as EU RoHS compliant have a maximum concentration of 0.1% by weight in homogenous materials for lead, hexavalent chromium, mercury, PBB, PBDE, DBP, BBP, DEHP, DIBP, and 0.01% for cadmium, or qualify for an exemption to these limits as defined in the Annexes of Directive 2011/65/EU (RoHS2). Finished electrical and electronic equipment products will be CE marked as required by Directive 2011/65/EU. Components may not be CE marked. Additionally, the part numbers that TE has identified as EU ELV compliant have a maximum concentration of 0.1% by weight in homogenous materials for lead, hexavalent chromium, and mercury, and 0.01% for cadmium, or qualify for an exemption to these limits as defined in the Annexes of Directive 2000/53/EC (ELV). Regarding the REACH Regulation, the information TE provides on SVHC in articles for this part number is based on the latest European Chemicals Agency (ECHA) 'Guidance on requirements for substances in articles' posted at this URL: <https://echa.europa.eu/guidance-documents/guidance-on-reach>

Compatible Parts



TE Part # 1744417-8
8 POS EP 2.5 HSG, GLOW WIRE



TE Part # 1969442-8
EP 2.5 TPA Housing, 8 Pos



TE Part # 1969541-8
RETAINER, TPA, DUAL ROW, EP2.5

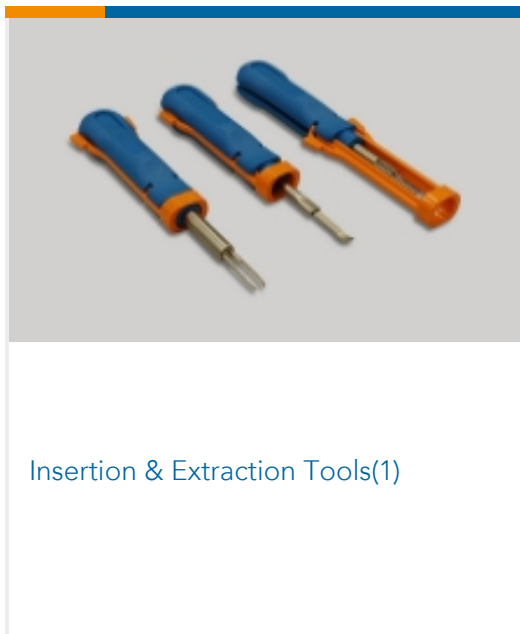


TE Part # 2316873-5
EP2.5 HDR ASSY 5P VERT, GW,NO PIN 2,4



TE Part # 2316873-7
EP2.5 HDR ASSY 7P VERT, GW,NO PIN 6


Also in the Series | Economy Power 2.5



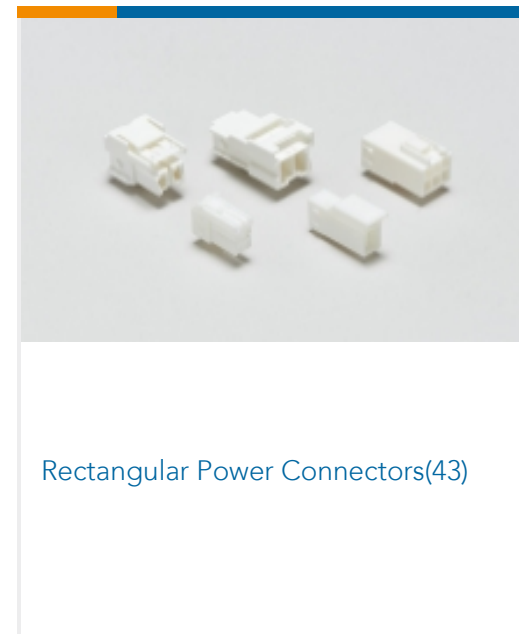
Insertion & Extraction Tools(1)



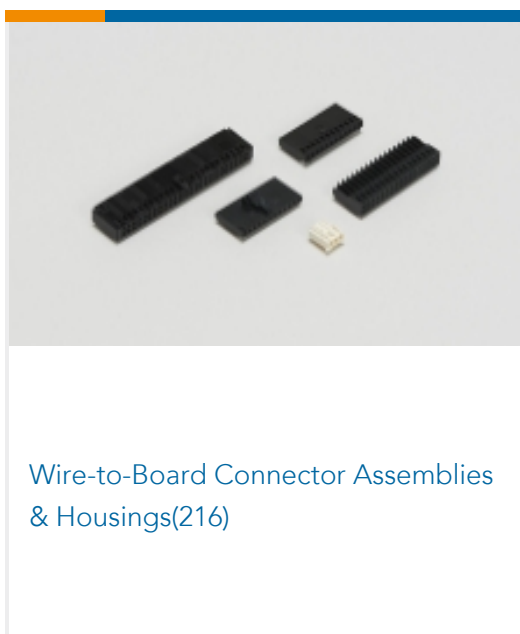
PCB Headers & Receptacles(210)




PCB Latches, Locks & Retainers(49)



Rectangular Power Connectors(43)



Wire-to-Board Connector Assemblies & Housings(216)



Wire-to-Board Connector Contacts(6)

Customers Also Bought



TE Part #T4141012041-000
M12,REAR MOUNTING,FEMALE,A CODE,4P



TE Part #292133-8
CT P/HDR ASSY BOX V 8P W/O KIN



TE Part #2-1376382-3
5mm B-T-W Conn. 2P HDR ASSEMBL



TE Part #953697-1
3POS MQS REC



TE Part #292206-8
MINI CT SGL DIP H 8P NAT



TE Part #1419126-5
SDT-SH-112DM,000



TE Part #2-1971906-5
HEADER ASSY 10POS,KEYING-B,NEW
GIC3.3



TE Part #2-1871843-3
GIC 2.5 HDR ASSY TIN VERSION 3P
BLUE



TE Part #4-1601009-4
PC TAB STANDARD SIAMEZE

Documents

Product Drawings

8 POS EP 2.5 HDR, GLOW WIRE

English

CAD Files

3D PDF

3D

Customer View Model

[ENG_CVM_CVM_1744418-8_F.2d_dxf.zip](#)

English

Customer View Model

[ENG_CVM_CVM_1744418-8_F.3d_igs.zip](#)

English

Customer View Model

[ENG_CVM_CVM_1744418-8_F.3d_stp.zip](#)

English

By downloading the CAD file I accept and agree to the [Terms and Conditions](#) of use.

Datasheets & Catalog Pages

7-1773461-6_EP2.5_Connector_Series

English

Product Specifications

Application Specification

English

Product Environmental Compliance

MD_1744418-8_12082014536_dmtec

1744418-8

PCB Mount Header, Vertical, Wire-to-Board, 8 Position, .098 in [2.5 mm] Centerline,
Fully Shrouded, Tin, Through Hole - Solder, Economy Power 2.5



English

[MD_1744418-8_12082014536_dmtec](#)

English

[Agency Approvals](#)

[VDE Certificate](#)

English