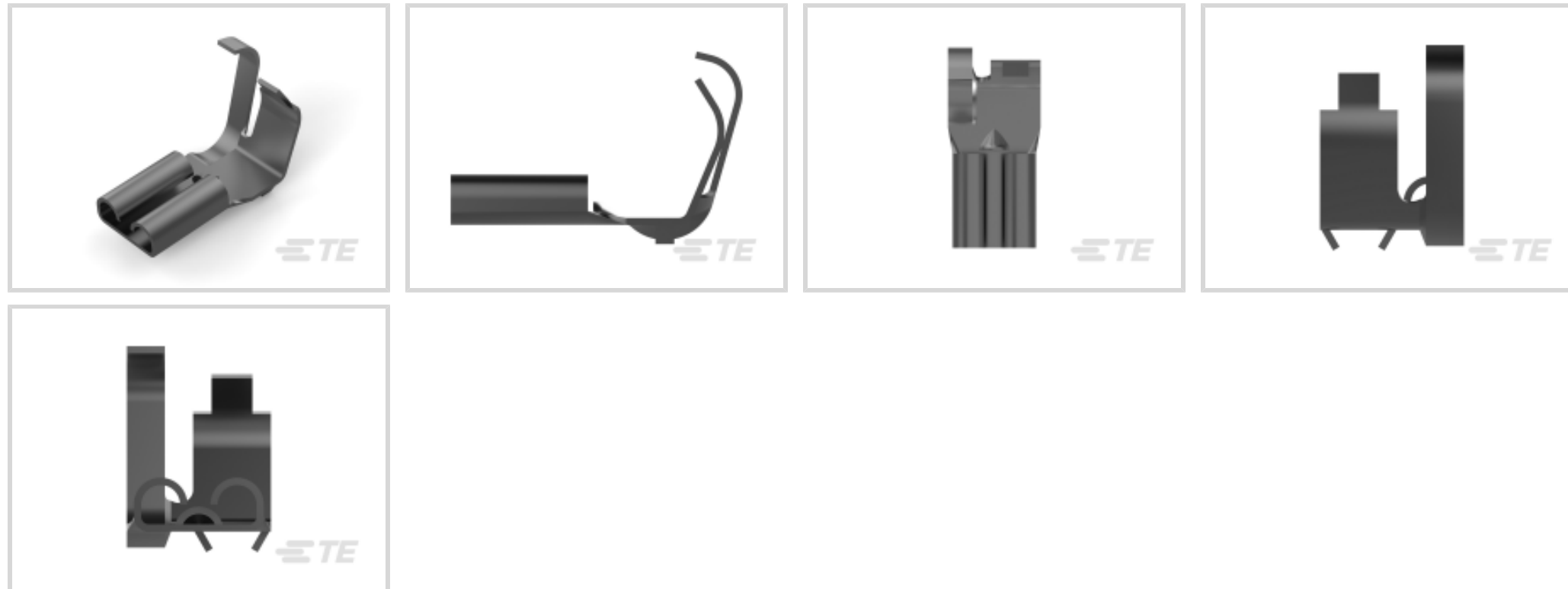




Terminals & Splices > Quick Disconnects



Quick Disconnect Terminal Type: **Receptacle**

Wire Size: **.5 – 1.5 mm²**

Mating Tab Width: **4.75 mm [.187 in]**

Mating Tab Thickness: **.5 mm [.019 in]**

Features

Product Type Features

Terminates To	Wire & Cable
Wire Stop	No
Wire/Cable Type	Regular Wire
Insertion Force	Normal
Sealable	No

Configuration Features

Connection Capacity	Single
---------------------	--------

Contact Features

Quick Disconnect Terminal Type	Receptacle
Mating Tab Width	4.75 mm[.187 in]
Mating Tab Thickness	.5 mm[.019 in]
Terminal Orientation	Flag
Contact Base Material	Brass
Terminal Plating Material	Tin
Crimp Type	F-Crimp



Barrel Type	Open
-------------	------

Mechanical Attachment

Mating Retention Type	Dimple
Extraction Force	9.8 – 147.1 Newton
Wire Insulation Support	With

Dimensions

Accepts Wire Insulation Diameter Range	2.79 – 4.32 mm [.11 – .17 in]
Overall Length	13.5 mm [.531 in]
Receptacle Terminal Stock Thickness	.3 mm [.012 in]
Wire Size	.5 – 1.5 mm ²

Usage Conditions

Insulation Option	Uninsulated
Operating Temperature Range	-40 – 110 °C [-40 – 230 °F]

Industry Standards

UL Rating	Listed
-----------	--------

Packaging Features

Packaging Quantity	7000
Packaging Method	Strip/Reel

Product Compliance

[For compliance documentation, visit the product page on TE.com>](#)

EU RoHS Directive 2011/65/EU	Compliant
EU ELV Directive 2000/53/EC	Compliant
China RoHS 2 Directive MIIT Order No 32, 2016	No Restricted Materials Above Threshold
EU REACH Regulation (EC) No. 1907/2006	Current ECHA Candidate List: JUNE 2022 (224) Candidate List Declared Against: JAN 2022 (223) SVHC > Threshold: Not Yet Reviewed
Halogen Content	Low Halogen - Br, Cl, F, I < 900 ppm per homogenous material. Also BFR/CFR/PVC Free
Solder Process Capability	Not applicable for solder process capability

Product Compliance Disclaimer

This information is provided based on reasonable inquiry of our suppliers and represents our current actual knowledge based on the information they provided. This information is subject to change. The part numbers that TE has identified as EU RoHS compliant have a maximum concentration of 0.1% by weight in homogenous materials for lead, hexavalent chromium, mercury, PBB, PBDE, DBP, BBP, DEHP, DIBP, and 0.01% for cadmium, or qualify for an exemption to these limits as defined in the Annexes of Directive 2011/65/EU (RoHS2). Finished electrical and electronic equipment products will be CE marked as required by Directive 2011/65/EU. Components may not be CE marked. Additionally, the part numbers that TE has identified as EU ELV compliant have a maximum concentration of 0.1% by weight in homogenous materials for lead, hexavalent chromium, and mercury, and 0.01% for cadmium, or qualify for an exemption to these limits as defined in the Annexes of Directive 2000/53/EC (ELV). Regarding the REACH Regulation, the information TE provides on SVHC in articles for this part number is based on the latest European Chemicals Agency (ECHA) 'Guidance on requirements for substances in articles' posted at this URL: <https://echa.europa.eu/guidance-documents/guidance-on-reach>

Compatible Parts



TE Part # 154897-2
.375 FLAG FASTON RECPT.



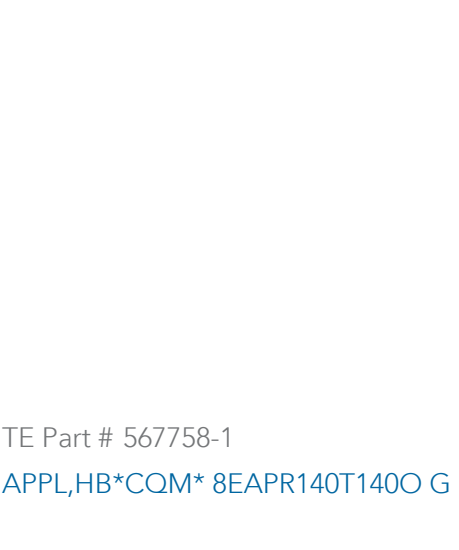
TE Part # 1-687392-9
HB 9EAPR140T1400 G



TE Part # 1855654-1
HDM/FA HBEMPO140T1400 LM CUT




TE Part # 565501-1
STD HBEMPR140T1400K




TE Part # 567758-1
APPL,HB*QCM* 8EAPR140T1400 G


Also in the Series | FASTON 187




Crimp Terminal Housings(41)



Insertion & Extraction Tools(1)



Joints & Splices(1)



PCB Terminals(48)

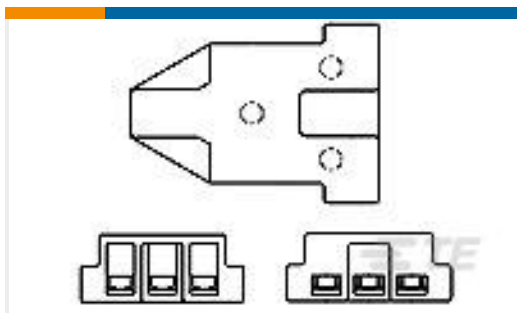
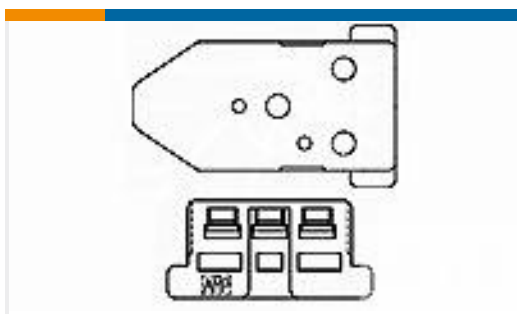



Quick Disconnects(214)



Splices(1)

Customers Also Bought

TE Part #171370-3
CLUSTER BLOCK HSG PBTTE Part #175057-1
250 PL EX FLAG REC. 18-12AWG TPBRTE Part #41802
250 FASTON FLAG REC 18-12 AWG TPBRTE Part #690716-3
WIRE CRIMPERTE Part #316293-1
3.2 CLUSTER BLOCK HSG NATURALTE Part #755533-1
ANVIL, REVERSIBLETE Part #908914-1
ANVIL FOR HBTE Part #1717289-1
2.3DIA CLUSTER BLOCK REVERSE H

Documents

Product Drawings

187 FASTON, FLAG, REC., 16-20 AWG, TPBR

Japanese

CAD Files

3D PDF

3D

Customer View Model

[ENG_CVM_CVM_170140-2_AB_c-170140-2-ab.2d_dxf.zip](#)

English

Customer View Model

[ENG_CVM_CVM_170140-2_AB_c-170140-2-ab.3d_igs.zip](#)

English

Customer View Model

[ENG_CVM_CVM_170140-2_AB_c-170140-2-ab.3d_stp.zip](#)

English

By downloading the CAD file I accept and agree to the [Terms and Conditions](#) of use.



Product Specifications

Product Specification

English

[.187 Series Flag FASTON Receptacle](#)

English

Product Environmental Compliance

[MD_170140-2_032020181236_dmtec](#)

English

[MD_170140-2_032020181236_dmtec](#)

English