

174973-2 ✓ ACTIVE

## Multilock Connector System

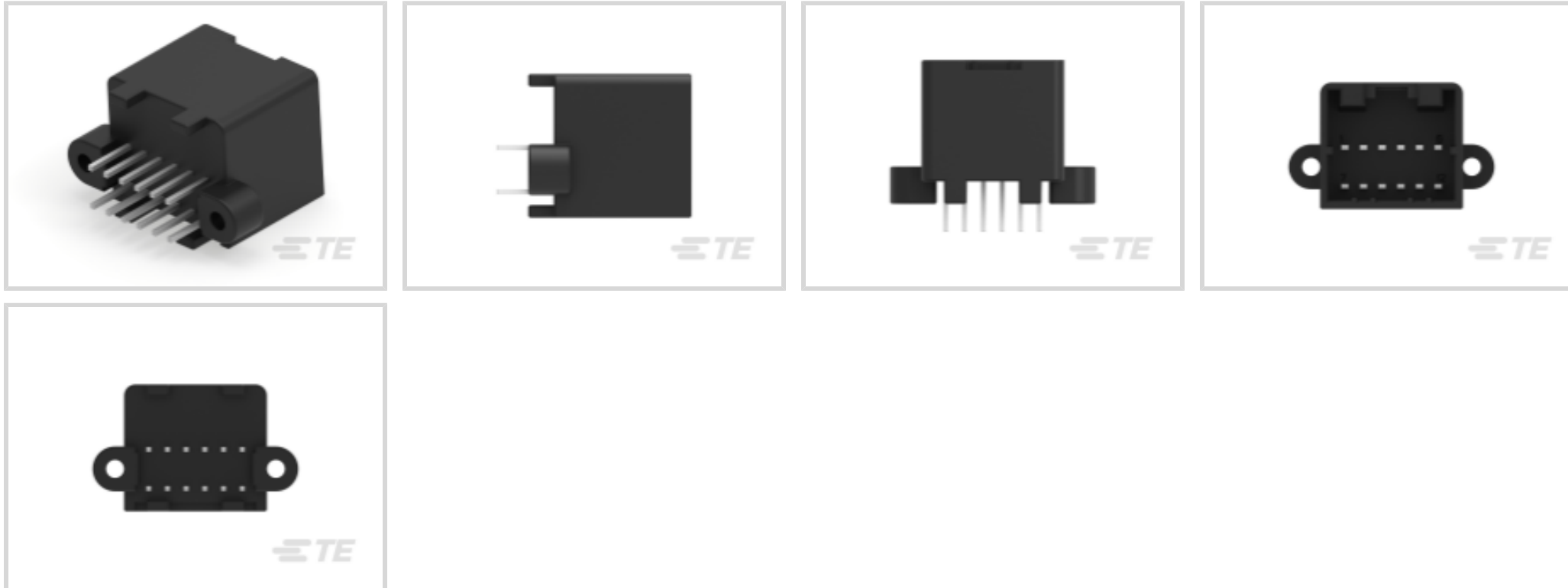
TE Internal #: 174973-2

PCB Mount Header, Vertical, Wire-to-Board, 12 Position, .098 in [2.5 mm] Centerline, Fully Shrouded, Tin (Sn), Multilock Connector System

[View on TE.com >](#)



Connectors > PCB Connectors > PCB Headers & Receptacles > SIGNAL HEADER



Connector System: **Wire-to-Board**

Number of Positions: **12**

Centerline (Pitch): **2.5 mm [ .098 in ]**

Sealable: **No**

PCB Mount Orientation: **Vertical**

[All SIGNAL HEADER \(414\)](#)

## Features

### Product Type Features

Hybrid Header	No
Connector & Housing Shape	Rectangular
PCB Connector Assembly Type	PCB Mount Header
Header Type	Fully Shrouded
Connector System	Wire-to-Board
Sealable	No
Connector & Contact Terminates To	Printed Circuit Board

### Configuration Features

Number of Sections	1
Number of Signal Positions	12
Number of Positions	12
PCB Mount Orientation	Vertical
Number of Rows	2



### Electrical Characteristics

Voltage Rating (Max)	12 VDC
Nominal Voltage Architecture	12 V
Operating Voltage	12 VDC

### Body Features

Primary Product Color	Black
-----------------------	-------

### Contact Features

Contact Size	1mm
Contact Type	Tab
Mating Tab Width	1 mm[.039 in]
Mating Tab Thickness	.64 mm[.025 in]
Contact Mating Area Plating Material	Tin (Sn)

### Termination Features

Termination Method to Printed Circuit Board	Through Hole - Solder
---	-----------------------

### Mechanical Attachment

Mounting Holes	With
Mating Retention	With
Mating Alignment	With
PCB Mount Alignment	Without
Panel Mount Feature	Without
PCB Mount Retention	Without
Mating Retention Type	Locking Interface

### Housing Features

Centerline (Pitch)	2.5 mm[.098 in]
--------------------	-----------------

### Dimensions

Connector Length	16.9 mm[.665 in]
Connector Width	27.5 mm[1.083 in]
PCB Thickness (Recommended)	1.6 mm[.063 in]
Profile Height from PCB	19.2 mm[.756 in]

### Usage Conditions

Operating Temperature (Max)	65 °C, 70 °C, 75 °C, 80 °C, 85 °C, 90 °C, 100 °C, 105 °C[149 °F][158 °F][167 °F][176 °F]
-----------------------------	--



	[185 °F][194 °F][212 °F][221 °F]
Operating Temperature Range	-30 – 105 °C[-22 – 221 °F]

### Operation/Application

Shielded	No
Circuit Application	Signal

### Industry Standards

UL Flammability Rating	UL 94HB
------------------------	---------

### Packaging Features

Packaging Type	Tube
Packaging Quantity	100

### Other

Interface Number	174045
------------------	--------

## Product Compliance

[For compliance documentation, visit the product page on TE.com>](#)

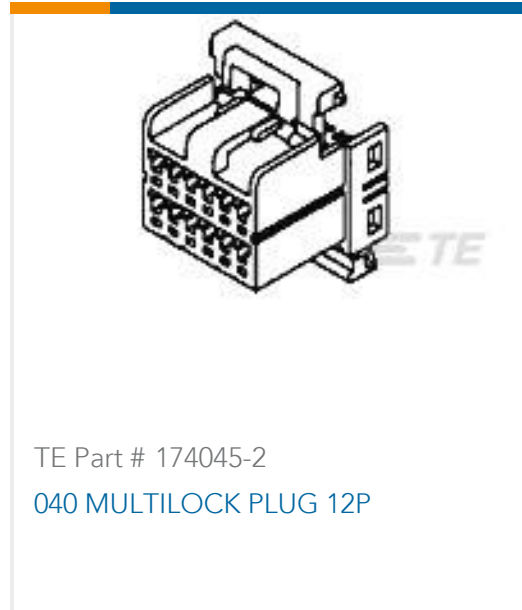
EU RoHS Directive 2011/65/EU	Compliant
EU ELV Directive 2000/53/EC	Compliant
China RoHS 2 Directive MIIT Order No 32, 2016	No Restricted Materials Above Threshold
EU REACH Regulation (EC) No. 1907/2006	Current ECHA Candidate List: JUNE 2022 (224) Candidate List Declared Against: JAN 2022 (223) SVHC > Threshold: Not Yet Reviewed
Halogen Content	Low Halogen - Br, Cl, F, I < 900 ppm per homogenous material. Also BFR/CFR/PVC Free
Solder Process Capability	Wave solder capable to 240°C

#### Product Compliance Disclaimer


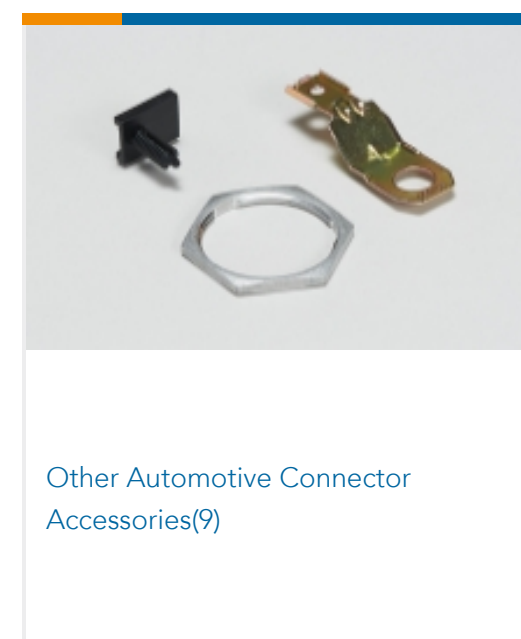
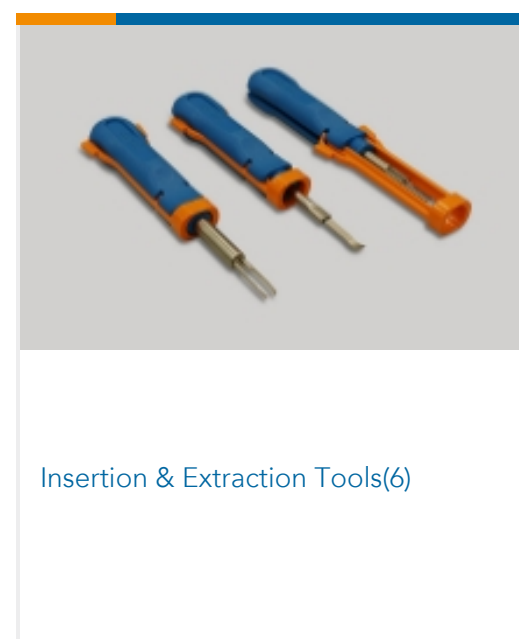
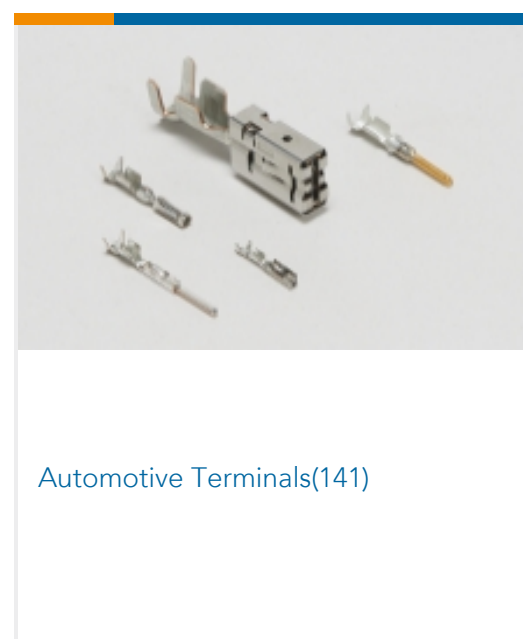
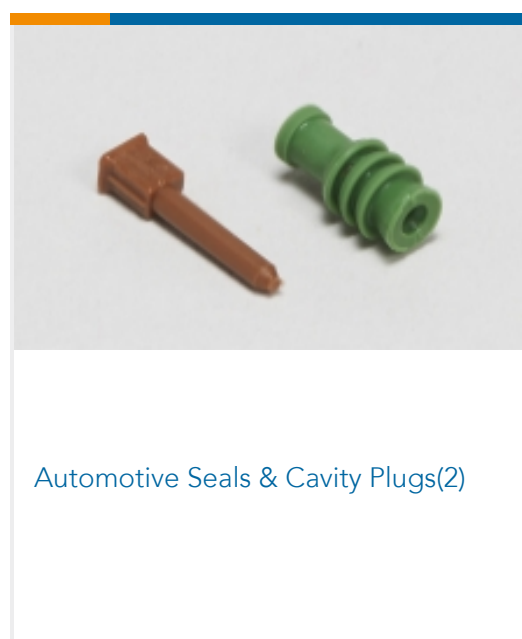
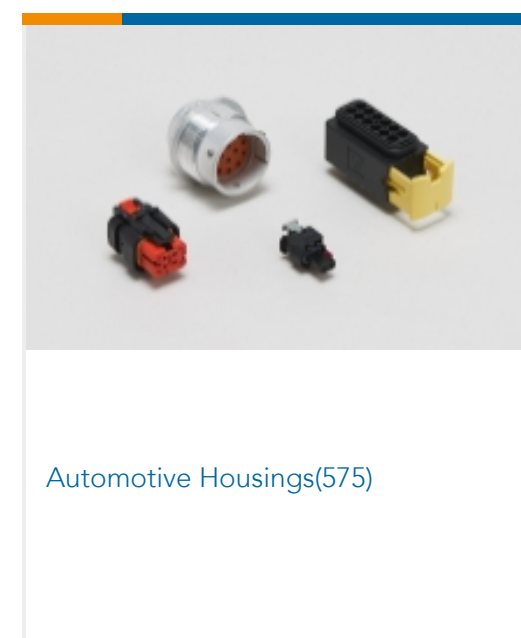
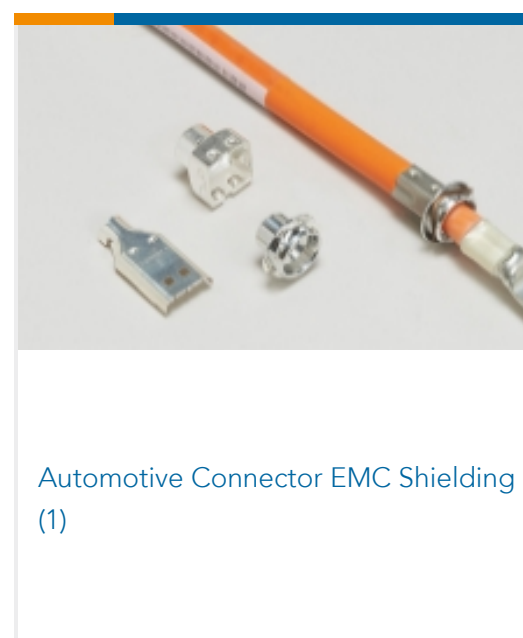
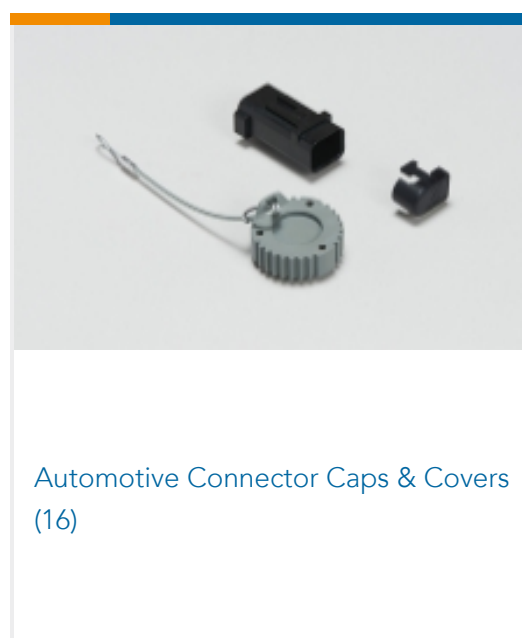
This information is provided based on reasonable inquiry of our suppliers and represents our current actual knowledge based on the information they provided. This information is subject to change. The part numbers that TE has identified as EU RoHS compliant have a maximum concentration of 0.1% by weight in homogenous materials for lead, hexavalent chromium, mercury, PBB, PBDE, DBP, BBP, DEHP, DIBP, and 0.01% for cadmium, or qualify for an exemption to these limits as defined in the Annexes of Directive 2011/65/EU (RoHS2). Finished electrical and electronic equipment products will be CE marked as required by Directive 2011/65/EU. Components may not be CE marked. Additionally, the part numbers that TE has identified as EU ELV compliant have a maximum concentration of 0.1% by weight in homogenous materials for lead, hexavalent chromium, and mercury, and 0.01% for cadmium, or qualify for an exemption to these limits as defined in the Annexes of Directive 2000/53/EC (ELV). Regarding the REACH Regulation, the information TE provides

on SVHC in articles for this part number is based on the latest European Chemicals Agency (ECHA) 'Guidance on requirements for substances in articles' posted at this URL: <https://echa.europa.eu/guidance-documents/guidance-on-reach>

## Compatible Parts



## Also in the Series | Multilock Connector System



## Customers Also Bought



TE Part #175571-6  
LOW & MEDIUM POWER HEADER



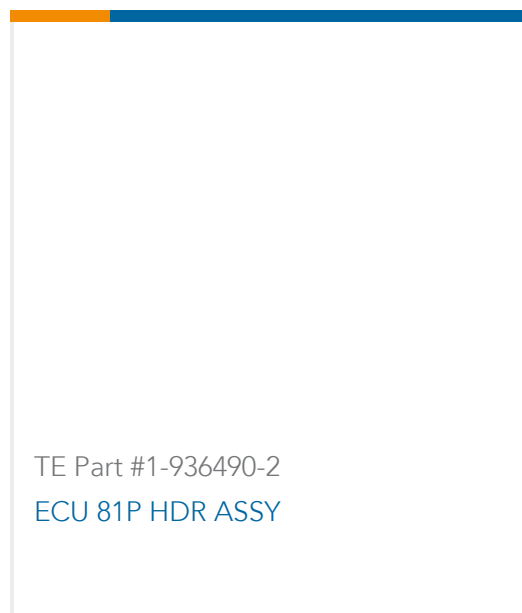
TE Part #9-6437287-8  
SUPERSEAL Connector Headers: 1.0 mm



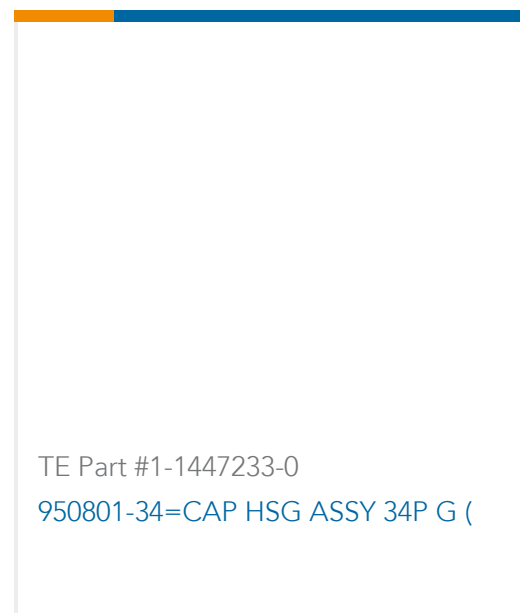
TE Part #174979-2  
040 MLC CAP ASSY V 28P



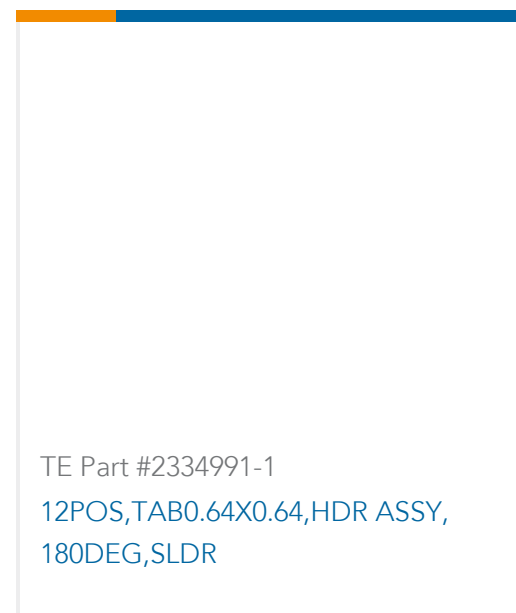
TE Part #5174151-2  
040/070 MULTI I/O CONN 64PASSY



TE Part #1-936490-2  
ECU 81P HDR ASSY



TE Part #1-1447233-0  
950801-34=CAP HSG ASSY 34P G (



TE Part #2334991-1  
12POS,TAB0.64X0.64,HDR ASSY,  
180DEG,SLDR

## Documents

### Product Drawings

[040 MLC CAP ASSY V 12P](#)

Japanese

### CAD Files

[3D PDF](#)

3D

Customer View Model

[ENG\\_CVM\\_CVM\\_174973-2\\_E.2d\\_dxf.zip](#)

English

Customer View Model

[ENG\\_CVM\\_CVM\\_174973-2\\_E.3d\\_igs.zip](#)

English

Customer View Model

[ENG\\_CVM\\_CVM\\_174973-2\\_E.3d\\_stp.zip](#)

English

Customer View Model

[ENG\\_CVM\\_174973-2\\_E3.3d\\_igs.zip](#)

English

Customer View Model

[ENG\\_CVM\\_174973-2\\_E3.3d\\_stp.zip](#)

English

Customer View Model

[ENG\\_CVM\\_174973-2\\_E3.2d\\_dxf.zip](#)

English

[3D PDF](#)

English



By downloading the CAD file I accept and agree to the [Terms and Conditions](#) of use.

## Product Specifications

### Product Specification

Japanese

### Product Specification

Japanese

## Product Environmental Compliance

### MD\_174973-2\_1230201532\_dmtec

English

### MD\_174973-2\_1230201532\_dmtec

English

## Instruction Sheets

### Instruction Sheet (non U.S.)

English

### 040 SERIES MULTI-LOCK CONNECTOR

English