

172788-1 ✓ ACTIVE

AMPMODU | AMPMODU IV/V

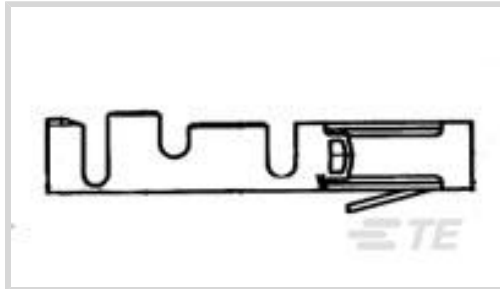
TE Internal #: 172788-1

Connector Contact, Receptacle, Wire-to-Board, 26 – 22 AWG Wire Size, 252.8 – 642.4 CMA Wire Size, .12 – .33 mm<sup>2</sup> Wire Size, Gold, Reel, AMPMODU IV/V

[View on TE.com >](#)



Connectors > PCB Connectors > Wire-to-Board Connectors > Wire-to-Board Connector Contacts



Contact Type: **Receptacle**

Connector System: **Wire-to-Board**

Wire Size: **.12 – .33 mm<sup>2</sup>**

## Features

### Product Type Features

Applied Pressure	Standard
Connector System	Wire-to-Board
Sealable	No
Connector & Contact Terminates To	Wire & Cable

### Configuration Features

Compatible With Wire & Cable Type	Discrete Wire
-----------------------------------	---------------

### Electrical Characteristics

Insulation Resistance	5000 MΩ
Operating Voltage	50 VAC

### Contact Features

Mating Square Post Dimension	.64 mm[.025 in]
Contact Retention Within Housing	With
	15 μin
Contact Orientation	Straight
Contact Base Material	Phosphor Bronze
Contact Type	Receptacle
Contact Mating Area Plating Material	Gold
Contact Current Rating (Max)	3 A

### Termination Features

--	--



Termination Method to Wire & Cable	Crimp
------------------------------------	-------

### Mechanical Attachment

Contact Retention Type Within Housing	Locking Lance
---------------------------------------	---------------

Wire Insulation Support	With
-------------------------	------

### Dimensions

Accepts Wire Insulation Diameter Range	.89 – 1.55 mm [.035 – .061 in]
----------------------------------------	--------------------------------

Wire Size	.12 – .33 mm <sup>2</sup>
-----------	---------------------------

### Usage Conditions

Operating Temperature Range	-40 – 85 °C [-40 – 185 °F]
-----------------------------	----------------------------

### Operation/Application

Circuit Application	Power & Signal
---------------------	----------------

### Industry Standards

Glow Wire Rating	Standard Part - Not Glow Wire
------------------	-------------------------------

### Packaging Features

Packaging Quantity	10000
--------------------	-------

Packaging Method	Reel
------------------	------

### Product Compliance

[For compliance documentation, visit the product page on TE.com>](#)

EU RoHS Directive 2011/65/EU	Compliant
------------------------------	-----------

EU ELV Directive 2000/53/EC	Compliant
-----------------------------	-----------

China RoHS 2 Directive MIIT Order No 32, 2016	No Restricted Materials Above Threshold
-----------------------------------------------	-----------------------------------------

EU REACH Regulation (EC) No. 1907/2006	Current ECHA Candidate List: JUNE 2022 (224) Candidate List Declared Against: JAN 2022 (223) SVHC > Threshold: Not Yet Reviewed
----------------------------------------	------------------------------------------------------------------------------------------------------------------------------------------

Halogen Content	Low Halogen - Br, Cl, F, I < 900 ppm per homogenous material. Also BFR/CFR/PVC Free
-----------------	-------------------------------------------------------------------------------------

Solder Process Capability	Not applicable for solder process capability
---------------------------	----------------------------------------------

#### Product Compliance Disclaimer

This information is provided based on reasonable inquiry of our suppliers and represents our current actual knowledge based on the information they provided. This information is subject to change. The part numbers that TE has identified as

EU RoHS compliant have a maximum concentration of 0.1% by weight in homogenous materials for lead, hexavalent chromium, mercury, PBB, PBDE, DBP, BBP, DEHP, DIBP, and 0.01% for cadmium, or qualify for an exemption to these limits as defined in the Annexes of Directive 2011/65/EU (RoHS2). Finished electrical and electronic equipment products will be CE marked as required by Directive 2011/65/EU. Components may not be CE marked. Additionally, the part numbers that TE has identified as EU ELV compliant have a maximum concentration of 0.1% by weight in homogenous materials for lead, hexavalent chromium, and mercury, and 0.01% for cadmium, or qualify for an exemption to these limits as defined in the Annexes of Directive 2000/53/EC (ELV). Regarding the REACH Regulation, the information TE provides on SVHC in articles for this part number is based on the latest European Chemicals Agency (ECHA) 'Guidance on requirements for substances in articles' posted at this URL: <https://echa.europa.eu/guidance-documents/guidance-on-reach>


## Compatible Parts

TE Part # 752936-1  
SAHT AMP MOD II REC CONT 26-22  
ASSY

## Also in the Series | AMPMODU IV/V



Automotive Housings(2)




Backplane Connector Housings(1)



Board-to-Board Connector Contacts(6)




Insertion & Extraction Tools(4)




PCB Connector Covers(18)



PCB Connector Keying(6)



PCB Connector Mounting(1)



PCB Connector Strain Relief(3)



PCB Headers & Receptacles(939)



PCB Latches, Locks & Retainers(9)



Rectangular Connector Housings(5)



Standard Rectangular Connectors(8)



Wire-to-Board Connector Assemblies & Housings(473)



Wire-to-Board Connector Contacts (328)

## Customers Also Bought



TE Part #179227-4  
AMP CT CRIMP-2 REC CONT AU




TE Part #3-643817-2  
02P MTA156 CONN ASSY 18AWG  
ORA



TE Part #CN9922-000  
SBP100225WE5



TE Part #3-643817-6  
06P MTA156 CONN ASSY 18AWG  
ORA




TE Part #2-1473562-3  
RITS CONN. PLUG ASSY 3P BLUE



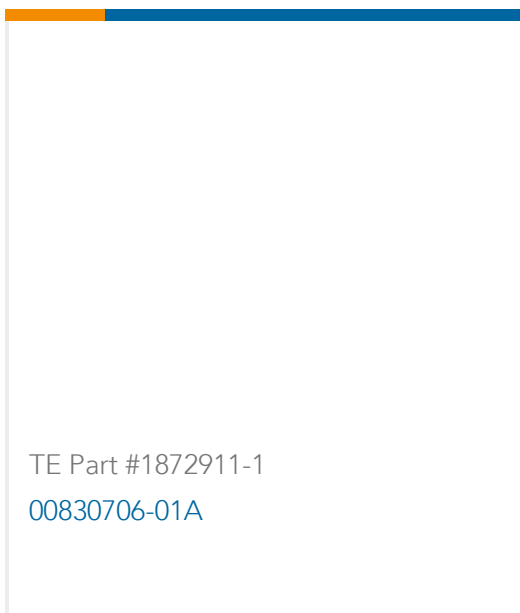
TE Part #5-6450832-9  
MBXLE R/A HEADER  
5P+2HDP+4P+64S



TE Part #1926816-1  
P10S0 Drawer, Skt Conn, #12 PC Tail



TE Part #6450852-7  
V/R, ASSY, SOLDER, 5P + 2HDP + 4P +  
64S



TE Part #1872911-1  
00830706-01A

## Documents



## Product Drawings

### MOD-2 SNAP-IN REC CONT. FORM

Japanese

---

## CAD Files

### 3D PDF

English

### Customer View Model

[ENG\\_CVM\\_172788-1\\_O1.3d\\_igs.zip](#)

English

### Customer View Model

[ENG\\_CVM\\_172788-1\\_O1.3d\\_stp.zip](#)

English

### Customer View Model

[ENG\\_CVM\\_172788-1\\_O1.2d\\_dxf.zip](#)

English

By downloading the CAD file I accept and agree to the [Terms and Conditions](#) of use.

---

## Product Specifications

### Application Specification

English

### Application Specification

Japanese

### CRIMPING AMPMODU MOD II, RECEPTACLE CONTACT

English

### CRIMPING AMPMODU MOD II, RECEPTACLE CONTACT

Japanese

---

## Product Environmental Compliance

### Product Compliance

English

### Product Compliance

English