

1747996-3 ✓ ACTIVE




## GRACE INERTIA 12.4

TE Internal #: 1747996-3

Rectangular Power Connectors, Header, Receptacle, Wire-to-Board, 2 Position, .488 in [12.4 mm] Centerline, Printed Circuit Board, GRACE INERTIA 12.4

[View on TE.com >](#)

Connectors > Power Connectors > Rectangular Power > Rectangular Power Connectors



Rectangular Power Connector Type: **Header**

Connector & Housing Type: **Receptacle**

Connector System: **Wire-to-Board**

Number of Positions: **2**

Centerline (Pitch): **12.4 mm [ .488 in ]**

### Features

#### Product Type Features

Header Type	Fully Shrouded
Rectangular Power Connector Type	Header
Connector & Housing Type	Receptacle
Connector System	Wire-to-Board
Sealable	No
Connector & Contact Terminates To	Printed Circuit Board

#### Configuration Features

Number of Positions	2
Keying	C
PCB Mount Orientation	Vertical
Number of Power Positions	2
Number of Signal Positions	0
Number of Rows	1

#### Electrical Characteristics



Operating Voltage	600 VDC
-------------------	---------

### Contact Features

Contact Layout	Inline
Contact Base Material	Copper Alloy
Contact Current Rating (Max)	20 A
Contact Retention Within Housing	With
Contact Type	Tab
PCB Contact Termination Area Plating Material	Tin
Contact Mating Area Plating Material	Tin
Contact Mating Area Plating Material Thickness	.8 $\mu\text{m}$ [31.5 $\mu\text{in}$ ]
Tab Width	3.1 mm[.122 in]

### Termination Features

Termination Post & Tail Length	3.1 mm[.122 in]
Termination Method to Printed Circuit Board	Through Hole - Solder

### Mechanical Attachment

Strain Relief	Without
Mating Alignment Type	Keyed
Mating Alignment	With
PCB Mount Alignment	Without
Panel Mount Feature	Without
PCB Mount Retention	With
PCB Mount Retention Type	Boardlock
Connector Mounting Type	Board Mount
Mating Retention	With
Mating Retention Type	Latch

### Housing Features

Centerline (Pitch)	12.4 mm[.488 in]
Housing Color	Blue
Housing Material	Nylon 6/6 GF

### Dimensions

Wire Size	2427 – 7144 CMA
Height	10.7 mm[.421 in]



### Usage Conditions

Operating Temperature Range	-40 – 105 °C[-40 – 221 °F]
-----------------------------	----------------------------

### Operation/Application

Circuit Application	Power
---------------------	-------

### Industry Standards

UL Flammability Rating	UL 94V-0
Glow Wire Rating	GWT 750°C (Without Flame)

### Packaging Features

Packaging Method	Bag
Packaging Quantity	150

### Other

For Use With	Plug Housing
--------------	--------------

## Product Compliance


[For compliance documentation, visit the product page on TE.com>](#)

EU RoHS Directive 2011/65/EU	Compliant
EU ELV Directive 2000/53/EC	Compliant
China RoHS 2 Directive MIIT Order No 32, 2016	No Restricted Materials Above Threshold
EU REACH Regulation (EC) No. 1907/2006	Current ECHA Candidate List: JUNE 2022 (224) Candidate List Declared Against: JAN 2022 (223) SVHC > Threshold: Not Yet Reviewed
Halogen Content	Not Low Halogen - contains Br or Cl > 900 ppm.
Solder Process Capability	Wave solder capable to 265°C

#### Product Compliance Disclaimer

This information is provided based on reasonable inquiry of our suppliers and represents our current actual knowledge based on the information they provided. This information is subject to change. The part numbers that TE has identified as EU RoHS compliant have a maximum concentration of 0.1% by weight in homogenous materials for lead, hexavalent chromium, mercury, PBB, PBDE, DBP, BBP, DEHP, DIBP, and 0.01% for cadmium, or qualify for an exemption to these limits as defined in the Annexes of Directive 2011/65/EU (RoHS2). Finished electrical and electronic equipment products will be CE marked as required by Directive 2011/65/EU. Components may not be CE marked. Additionally, the part numbers that TE has identified as EU ELV compliant have a maximum concentration of 0.1% by weight in homogenous materials for lead, hexavalent chromium, and mercury, and 0.01% for cadmium, or qualify for an exemption to these limits as defined in the Annexes of Directive 2000/53/EC (ELV). Regarding the REACH Regulation, the information TE provides on SVHC in articles for this part number is based on the latest European Chemicals Agency (ECHA) 'Guidance on requirements for substances in articles' posted at this URL: <https://echa.europa.eu/guidance-documents/guidance-on-reach>

## Compatible Parts



TE Part # 1747996-2  
GHC EYELET 12.4 2POS HEADER ASSY RED



TE Part # 1747995-3  
GHC EYELET 6.2 3POS PLUG HOUSING BLUE



TE Part # 1747996-1  
GHC EYELET 12.4 2POS HEADER ASSY NATURAL

## Also in the Series | GRACE INERTIA 12.4




Rectangular Power Connectors(4)

## Customers Also Bought



TE Part #1565084-1  
GRACE INERTIA CONNECTOR 3.5 6P



TE Part #2-1903415-1  
Glow Wire GRACE INERTIA Header



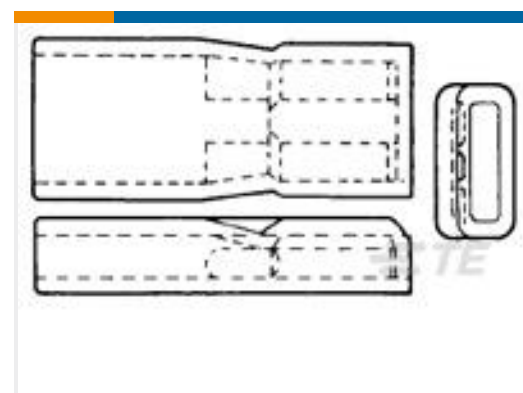
TE Part #1747996-1  
GHC EYELET 12.4 2POS HEADER ASSY NATURAL




TE Part #5-368571-1  
FOAMING PROOF PLUG 3POS NAT



TE Part #5-368572-1  
FOAMING PROOF CAP 3POS NAT



TE Part #174817-2  
250 sleeve PL YELLOW transparent



TE Part #2-2360442-0  
FOAMING PROOF UPPER TPA 2POS 20AWG



TE Part #2-2360443-0  
FOAMING PROOF LOWER TPA 2Pos 20AWG

## Documents

### Product Drawings

GHC EYELET 12.4 2POS HEADER ASSY BLUE

English



### CAD Files

#### Customer View Model

[ENG\\_CVM\\_CVM\\_1747996-3\\_F.2d\\_dxf.zip](#)

English

#### 3D PDF

3D

#### Customer View Model

[ENG\\_CVM\\_CVM\\_1747996-3\\_F.3d\\_igs.zip](#)

English

#### Customer View Model

[ENG\\_CVM\\_CVM\\_1747996-3\\_F.3d\\_stp.zip](#)

English

By downloading the CAD file I accept and agree to the [Terms and Conditions](#) of use.

### Datasheets & Catalog Pages

[1-1773883-5 GRACE INERTIA connector quick reference guide](#)

English

### Product Specifications

[Application Specification](#)

English

### Product Environmental Compliance

[MD\\_1747996-3\\_101220122352](#)

English

[MD\\_1747996-3\\_101220122352](#)

English

### Agency Approvals

[UL Report](#)

English