




**GRACE INERTIA 3.5**

TE Internal #: 1612335-1

Power Contacts, Contact, 300 VAC, Pre-Tin, 26 – 22 AWG Wire Size, .13 – .33 mm<sup>2</sup> Wire Size, Wire-to-Wire, Wire & Cable, Crimp, Power, GRACE INERTIA 3.5

[View on TE.com >](#)

Connectors > Power Connectors > Power Contacts > GRACE INERTIA Tab



Power Contact Type: **Contact**

Operating Voltage: **300 VAC**

Contact Mating Area Plating Material: **Pre-Tin**

Wire Size: **.13 – .33 mm<sup>2</sup>**

[All GRACE INERTIA Tab \(4\)](#)

**Features**

**Product Type Features**

Power Contact Type	Contact
Connector System	Wire-to-Wire
Connector & Contact Terminates To	Wire & Cable

**Electrical Characteristics**

Operating Voltage	300 VAC
Insulation Resistance	1000

**Contact Features**

Contact Mating Area Plating Material	Pre-Tin
Contact Current Rating (Max)	4 A
Contact Type	Tab
Contact Retention Within Housing	With
Mating Tab Width	1.2 mm[.047 in]
Mating Tab Thickness	.5 mm[.02 in]



Contact Base Material	Copper Alloy
Wire Contact Termination Area Plating Material	Pre-Tin
Wire Contact Termination Area Plating Material Finish	Matte
Contact Orientation	Straight

### Termination Features

Termination Method to Wire & Cable	Crimp
------------------------------------	-------

### Mechanical Attachment

Contact Retention Type Within Housing	Locking Lance
Connector Mounting Type	Cable Mount (Free-Hanging)
Wire Insulation Support	Without

### Dimensions

Wire Size	.13 – .33 mm <sup>2</sup>
Accepts Wire Insulation Diameter Range	1.3 – 2 mm [.051 – .079 in]

### Usage Conditions

Operating Temperature Range	-30 – 105 °C [-22 – 221 °F]
-----------------------------	-----------------------------

### Operation/Application

Circuit Application	Power
---------------------	-------

### Industry Standards

Glow Wire Rating	Standard Part - Not Glow Wire
------------------	-------------------------------

### Packaging Features

Packaging Method	Reel
Packaging Quantity	6000

### Other

Wire/Cable Type	Discrete Wire
Wire Type	Stranded
For Use With	Receptacle (Socket) Contact
Comment	Use with Grace Inertia Connector 3.5

### Product Compliance

For compliance documentation, visit the product page on [TE.com](https://www.te.com)>

EU RoHS Directive 2011/65/EU	Compliant
EU ELV Directive 2000/53/EC	Compliant



China RoHS 2 Directive MIIT Order No 32, 2016	No Restricted Materials Above Threshold
EU REACH Regulation (EC) No. 1907/2006	Current ECHA Candidate List: JUNE 2022 (224) Candidate List Declared Against: JAN 2022 (223) SVHC > Threshold: Not Yet Reviewed
Halogen Content	Low Halogen - Br, Cl, F, I < 900 ppm per homogenous material. Also BFR/CFR/PVC Free
Solder Process Capability	Not applicable for solder process capability

Product Compliance Disclaimer

This information is provided based on reasonable inquiry of our suppliers and represents our current actual knowledge based on the information they provided. This information is subject to change. The part numbers that TE has identified as EU RoHS compliant have a maximum concentration of 0.1% by weight in homogenous materials for lead, hexavalent chromium, mercury, PBB, PBDE, DBP, BBP, DEHP, DIBP, and 0.01% for cadmium, or qualify for an exemption to these limits as defined in the Annexes of Directive 2011/65/EU (RoHS2). Finished electrical and electronic equipment products will be CE marked as required by Directive 2011/65/EU. Components may not be CE marked. Additionally, the part numbers that TE has identified as EU ELV compliant have a maximum concentration of 0.1% by weight in homogenous materials for lead, hexavalent chromium, and mercury, and 0.01% for cadmium, or qualify for an exemption to these limits as defined in the Annexes of Directive 2000/53/EC (ELV). Regarding the REACH Regulation, the information TE provides on SVHC in articles for this part number is based on the latest European Chemicals Agency (ECHA) 'Guidance on requirements for substances in articles' posted at this URL: <https://echa.europa.eu/guidance-documents/guidance-on-reach>

## Compatible Parts



TE Part # CAT-G7534-R2435  
GRACE INERTIA Receptacle



TE Part # 1565080-1  
GRACE INERTIA 3.5 TAB CONTACT(L)



TE Part # CAT-G7534-C1701  
STD Temp GRACE INERTIA Cap



TE Part # 2305570-1  
TERMINAL CUTTER, SIDE FEED



TE Part # 1729279-1  
EXTRACTION TOOL FOR GIC 3.5 CONN.



TE Part # 2-2151118-1  
OCEAN\_2.0\_Applicator-S-055F100F



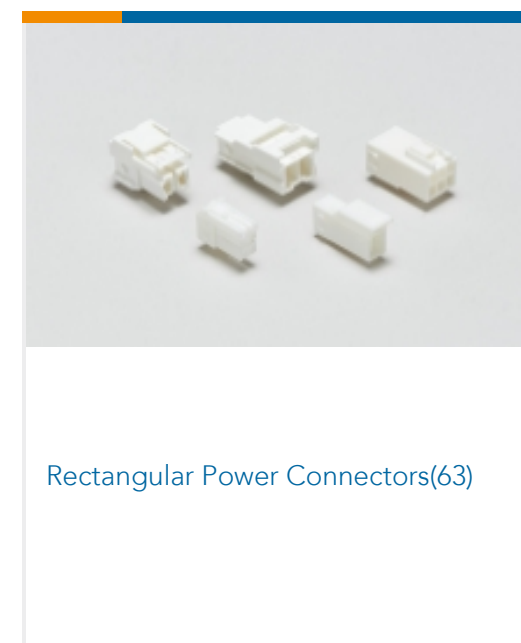
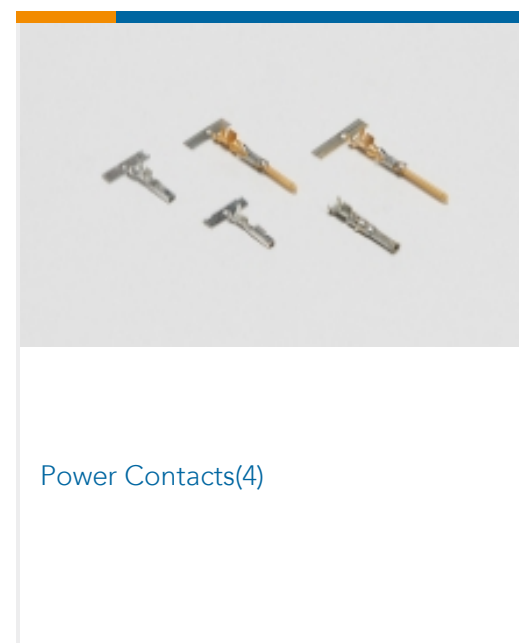

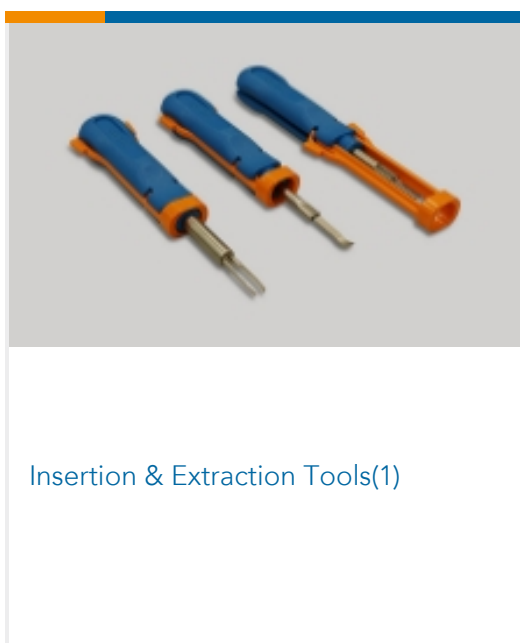
TE Part # 2-2151118-2  
OCEAN\_2.0\_Applicator-S-055F100FA



TE Part # 2151118-1  
OCEAN\_2.0\_Applicator-S-055F100F



Also in the Series | GRACE INERTIA 3.5



Customers Also Bought







## Documents

### Product Drawings

#### GRACE INERTIA 3.5 TAB CONTACT(M)

English

### CAD Files

#### 3D PDF

3D

#### Customer View Model

[ENG\\_CVM\\_CVM\\_1612335-1\\_C.2d\\_dxf.zip](#)

English

#### Customer View Model

[ENG\\_CVM\\_CVM\\_1612335-1\\_C.3d\\_igs.zip](#)

English

#### Customer View Model

[ENG\\_CVM\\_CVM\\_1612335-1\\_C.3d\\_stp.zip](#)

English

By downloading the CAD file I accept and agree to the [Terms and Conditions](#) of use.

### Datasheets & Catalog Pages

#### SOFT\_SHELL\_PIN\_SOCKET\_CONNECTORS\_STANDARD\_DENSITY

English

#### 1-1773883-5 GRACE INERTIA connector quick reference guide

English

### Product Specifications

#### Engineering Report

English

### Product Environmental Compliance

#### MD\_1612335-1\_122020152210\_dmtec

English

#### MD\_1612335-1\_122020152210\_dmtec

English