

1658526-3 ✓ ACTIVE

## AMP-LATCH

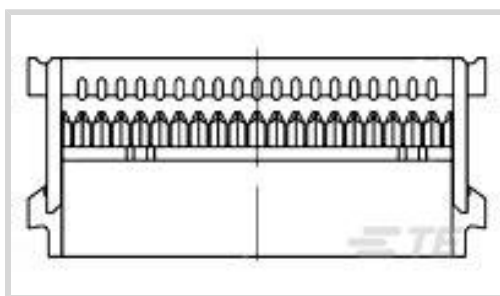
TE Internal #: 1658526-3

Ribbon Cable Connectors, Wire-to-Board, 10 Position, .1 in [2.54 mm] Centerline, Insulation Displacement (IDC), 2 Row, Receptacle

[View on TE.com >](#)



Connectors > PCB Connectors > Wire-to-Board Connectors > FFC, FPC & Ribbon Connectors > Ribbon Cable Connectors



Connector System: **Wire-to-Board**

Number of Positions: **10**

Centerline (Pitch): **2.54 mm [.1 in ]**

Termination Method to Wire & Cable: **Insulation Displacement (IDC)**

Row-to-Row Spacing: **2.54 mm [.1 in ]**

### Features

#### Product Type Features

Connector Product Type	Connector Assembly
Connector System	Wire-to-Board
Connector & Housing Type	Receptacle
Connector & Contact Terminates To	Wire & Cable

#### Configuration Features

Compatible With Wire & Cable Type	Ribbon Cable
Number of Positions	10
Number of Rows	2

#### Contact Features

Wire Contact Termination Area Plating Thickness	2.54 – 5.08 $\mu\text{m}$ [100 – 200 $\mu\text{in}$ ]
Wire Contact Termination Area Plating Material	Tin
	30 $\mu\text{in}$
Contact Mating Area Plating Material	Gold
Contact Current Rating (Max)	1 A

#### Termination Features

Rectangular Termination Post & Tail Thickness	.36 mm[.014 in]
Rectangular Termination Post & Tail Width	.46 mm[.018 in]
Termination Method to Wire & Cable	Insulation Displacement (IDC)

#### Mechanical Attachment



Mating Alignment Type	Polarization
Mating Retention	Without
Connector Mounting Type	Cable Mount (Free-Hanging)

### Housing Features

Housing Color	Blue
Centerline (Pitch)	2.54 mm[.1 in]

### Dimensions

Row-to-Row Spacing	2.54 mm[.1 in]
--------------------	----------------

### Usage Conditions

Operating Temperature Range	-55 – 125 °C[-67 – 257 °F]
-----------------------------	----------------------------

### Operation/Application

Circuit Application	Signal
---------------------	--------

## Product Compliance

[For compliance documentation, visit the product page on TE.com>](#)

EU RoHS Directive 2011/65/EU	Compliant
EU ELV Directive 2000/53/EC	Compliant
China RoHS 2 Directive MIIT Order No 32, 2016	No Restricted Materials Above Threshold
EU REACH Regulation (EC) No. 1907/2006	Current ECHA Candidate List: JUNE 2022 (224) Candidate List Declared Against: JAN 2022 (223) SVHC > Threshold: Not Yet Reviewed
Halogen Content	Not Low Halogen - contains Br or Cl > 900 ppm.
Solder Process Capability	Not applicable for solder process capability

#### Product Compliance Disclaimer

This information is provided based on reasonable inquiry of our suppliers and represents our current actual knowledge based on the information they provided. This information is subject to change. The part numbers that TE has identified as EU RoHS compliant have a maximum concentration of 0.1% by weight in homogenous materials for lead, hexavalent chromium, mercury, PBB, PBDE, DBP, BBP, DEHP, DIBP, and 0.01% for cadmium, or qualify for an exemption to these limits as defined in the Annexes of Directive 2011/65/EU (RoHS2). Finished electrical and electronic equipment products will be CE marked as required by Directive 2011/65/EU. Components may not be CE marked. Additionally, the part numbers that TE has identified as EU ELV compliant have a maximum concentration of 0.1% by weight in homogenous materials for lead, hexavalent chromium, and mercury, and 0.01% for cadmium, or qualify for an exemption to these limits as defined in the Annexes of Directive 2000/53/EC (ELV). Regarding the REACH Regulation, the information TE provides

on SVHC in articles for this part number is based on the latest European Chemicals Agency (ECHA) 'Guidance on requirements for substances in articles' posted at this URL: <https://echa.europa.eu/guidance-documents/guidance-on-reach>

## Compatible Parts




TE Part # CAT-AM74-UN384H  
AMP-LATCH UNIVERSAL HEADERS



TE Part # 3-1437020-7  
609-1031HD=FSKT IDC S 10 SR



TE Part # 104130-1  
010 LOPRO HDR RA 30DP LATCH



TE Part # 1-111446-4  
10 UNIV I/O, NO EARS, LEAD FREE



TE Part # 1-111504-4  
10 UNIV I/O, NO EARS, LEAD FREE



TE Part # 2-1761605-3  
IDC LOW PRO HDR 10P RA BLUE



TE Part # 1761681-3  
IDC LOW PRO HDR 10P VERT HT BLACK



TE Part # 2-1761603-3  
IDC LOW PRO HDR 10P VERT BLUE



TE Part # 1761607-3  
IDC LOW PRO HDR 10P RA LG LAT



TE Part # 5104338-1  
A/L LOW PRO HDR 10P VERT HT



TE Part # 5103311-1  
A/L LOW PRO HDR 10P RA BLACK



TE Part # 2-1761713-3  
IDC LOW PRO HDR 10P VERT SHT L



TE Part # 1761609-3  
IDC LOW PRO HDR 10P RA SHT LAT



TE Part # 1-111506-6  
010 UNIV I/O 30DP SLOT LTCH



TE Part # 1761606-3  
IDC LOW PRO HDR 10P VERT LG LAT BLK



TE Part # 2-1761711-3  
IDC LOW PRO HDR 10P VERT LG LA




TE Part # 1761608-3  
IDC LOW PRO HDR 10P VERT SHT L



TE Part # 5103310-1  
A/L LOW PRO HDR 10P RA BLACK



TE Part # 5103309-1  
A/L LOW PRO HDR 10P VERT BLACK



TE Part # 2-1761608-3  
IDC LOW PRO HDR 10P VERT SHT L

### Customers Also Bought



TE Part #1-1879442-5  
TE 60W 15R 5% Bracket



TE Part #2176080-4  
EP 9W 33R 5%



TE Part #2329362-8  
PB ON/OFF RC YLW M1 TERM IP68  
500MM LHS



TE Part #1-2176314-8  
MELF SMA\_A 2K7 0.1% 15PPM 0102  
0.3W




TE Part #3-2176316-2  
MELF SMA\_A 39K 0.1% 15PPM 0207  
1W



TE Part #E87437-000  
HW-508095-5-9



TE Part #2-151679-0  
2 WAY MATE-N-LOK PIN HSG.NAT.A



TE Part #1879650-5  
H4P 162K 0.5% 100PPM



TE Part #2-1393239-3  
RT134005

### Documents

#### Product Drawings

609-1000MLF FEM SCKT,LEAD FREE

English

#### CAD Files

3D PDF

3D

Customer View Model

ENG\_CVM\_CVM\_1658526-3\_C.2d\_dxf.zip



English

**Customer View Model**

[ENG\\_CVM\\_CVM\\_1658526-3\\_C.3d\\_igs.zip](#)

English

**Customer View Model**

[ENG\\_CVM\\_CVM\\_1658526-3\\_C.3d\\_stp.zip](#)

English

By downloading the CAD file I accept and agree to the [Terms and Conditions](#) of use.

---

## Datasheets & Catalog Pages

[Ribbon Cable Interconnect Solutions](#)

English

---

## Instruction Sheets

[Instruction Sheet \(U.S.\)](#)

English