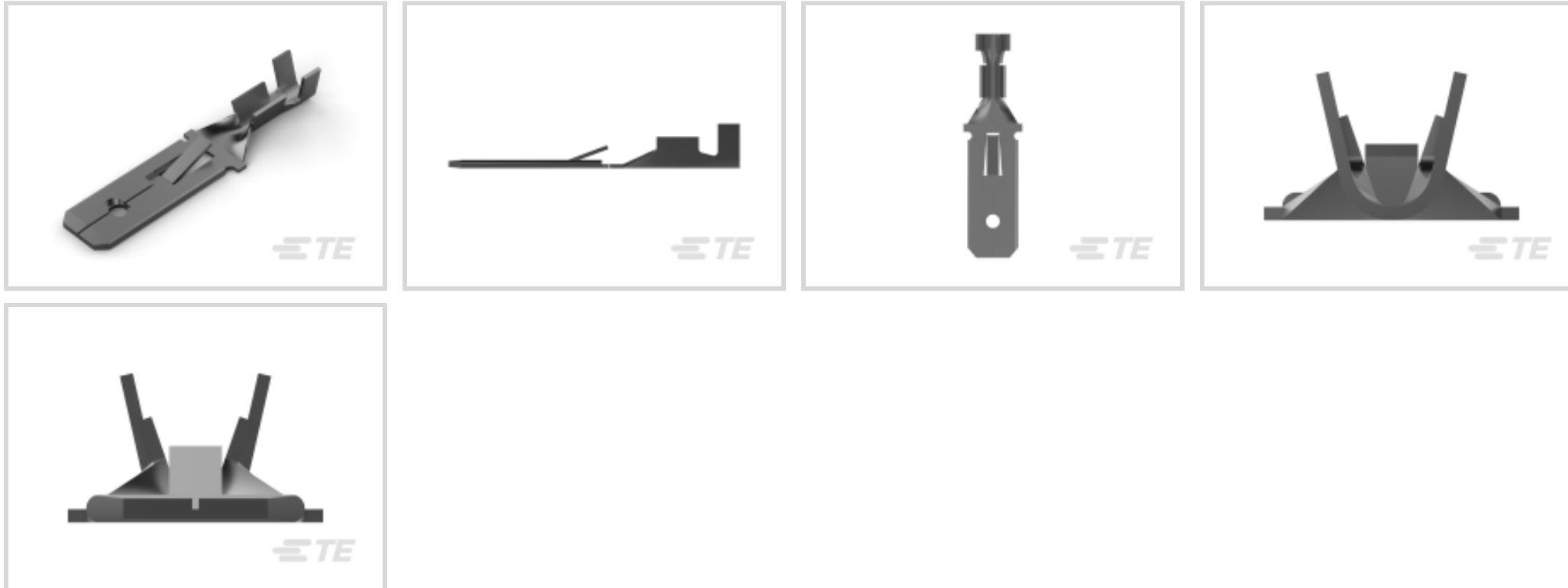




Terminals & Splices > Quick Disconnects



Quick Disconnect Terminal Type: **Tab**

Wire Size: **.51 – 1.03 mm<sup>2</sup>**

Mating Tab Width: **6.35 mm [ .25 in ]**

Mating Tab Thickness: **.81 mm [ .032 in ]**

## Features

### Product Type Features

Terminates To	Wire & Cable
Wire Stop	No
Wire/Cable Type	Regular Wire
Insertion Force	Normal
Sealable	No

### Configuration Features

Connection Capacity	Single
---------------------	--------

### Contact Features

Quick Disconnect Terminal Type	Tab
Mating Tab Width	6.35 mm[.25 in]
Mating Tab Thickness	.81 mm[.032 in]
Terminal Orientation	Straight
Contact Base Material	Brass
Terminal Plating Material	Tin
Crimp Type	F-Crimp



Barrel Type	Open
-------------	------

### Mechanical Attachment

Mating Retention Type	Locking Lance
-----------------------	---------------

Locking Lance Height	1.44 mm
----------------------	---------

Wire Insulation Support	With
-------------------------	------

### Dimensions

Accepts Wire Insulation Diameter Range	2.01 – 2.7 mm [.079 – .106 in]
--	--------------------------------

Overall Length	28 mm [1.1 in]
----------------	----------------

Receptacle Terminal Stock Thickness	.41 mm [.016 in]
-------------------------------------	------------------

Wire Size	.51 – 1.03 mm <sup>2</sup>
-----------	----------------------------

### Usage Conditions

Insulation Option	Uninsulated
-------------------	-------------

Operating Temperature Range	-40 – 110 °C [-40 – 230 °F]
-----------------------------	-----------------------------

### Packaging Features

Packaging Quantity	3500
--------------------	------

Packaging Method	Strip/Reel
------------------	------------

### Other

Comment	According to DIN 46343, Part 3, With locking hole.
---------	--

### Product Compliance

[For compliance documentation, visit the product page on TE.com>](#)

EU RoHS Directive 2011/65/EU	Compliant
------------------------------	-----------

EU ELV Directive 2000/53/EC	Compliant
-----------------------------	-----------

China RoHS 2 Directive MIIT Order No 32, 2016	No Restricted Materials Above Threshold
---	---

EU REACH Regulation (EC) No. 1907/2006	Current ECHA Candidate List: JUNE 2022 (224) Candidate List Declared Against: JAN 2022 (223) SVHC > Threshold: Not Yet Reviewed
--	--

Halogen Content	Low Halogen - Br, Cl, F, I < 900 ppm per homogenous material. Also BFR/CFR/PVC Free
-----------------	---

Solder Process Capability	Not applicable for solder process capability
---------------------------	--

Product Compliance Disclaimer

This information is provided based on reasonable inquiry of our suppliers and represents our current actual knowledge based on the information they provided. This information is subject to change. The part numbers that TE has identified as EU RoHS compliant have a maximum concentration of 0.1% by weight in homogenous materials for lead, hexavalent chromium, mercury, PBB, PBDE, DBP, BBP, DEHP, DIBP, and 0.01% for cadmium, or qualify for an exemption to these limits as defined in the Annexes of Directive 2011/65/EU (RoHS2). Finished electrical and electronic equipment products will be CE marked as required by Directive 2011/65/EU. Components may not be CE marked. Additionally, the part numbers that TE has identified as EU ELV compliant have a maximum concentration of 0.1% by weight in homogenous materials for lead, hexavalent chromium, and mercury, and 0.01% for cadmium, or qualify for an exemption to these limits as defined in the Annexes of Directive 2000/53/EC (ELV). Regarding the REACH Regulation, the information TE provides on SVHC in articles for this part number is based on the latest European Chemicals Agency (ECHA) 'Guidance on requirements for substances in articles' posted at this URL: <https://echa.europa.eu/guidance-documents/guidance-on-reach>

### Compatible Parts



TE Part # 1-1579007-4  
EXTRACTION TOOL



TE Part # 4-1579007-3  
EXTRACTION TOOL KIT



TE Part # 963951-2  
FF 250 TAB 0.5-1MM2 PTPB



TE Part # 2-2150333-2  
OC-PA-E-FA-080F130F-001-0056



TE Part # 2150333-2  
OC-AT-E-FA-080F130F-001-0056



TE Part # 284672-1  
FF 250 TAB PTBR




TE Part # 7-2150333-7  
OC-080F130F-CRIMPTOOLINGKIT




TE Part # 880688-2  
FF 250 TERMINAL 0.5-1.0MM2 0.39 X13.2TPBR


### Also in the Series | FASTIN-FASTON 250




Crimp Terminal Housings(218)



Insertion & Extraction Tools(2)

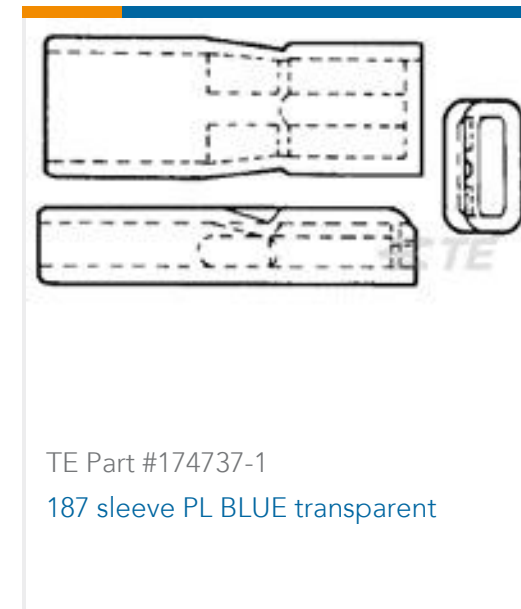
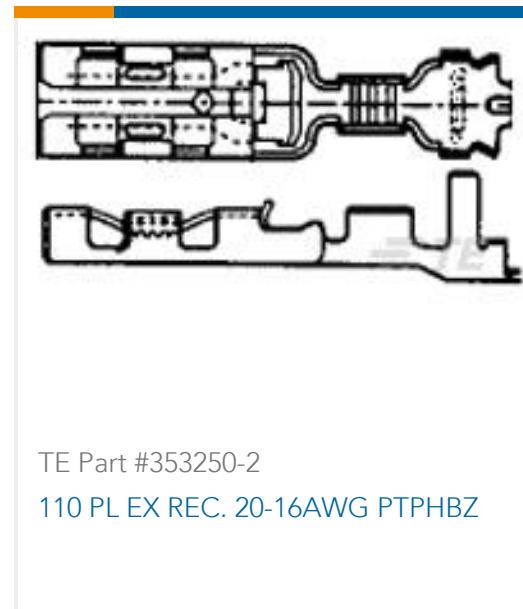
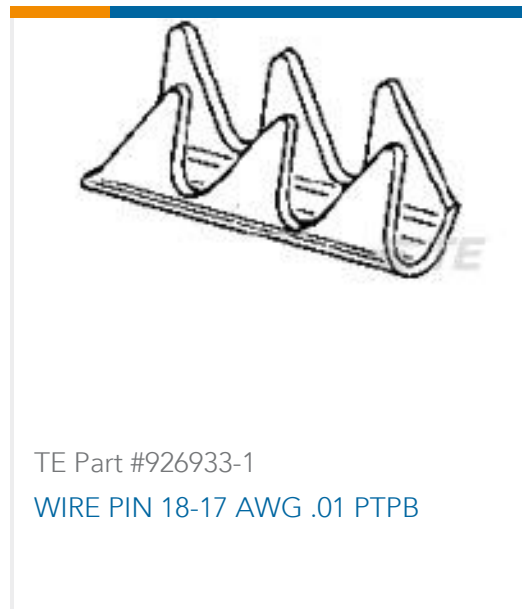
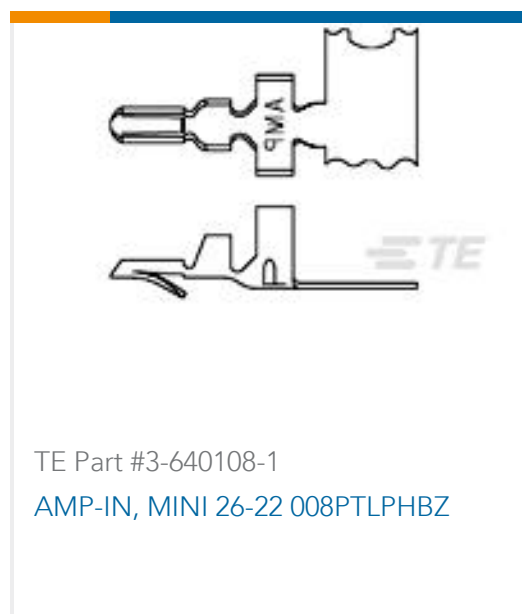


PCB Terminals(2)



Quick Disconnects(255)

### Customers Also Bought



## Documents

### Product Drawings

[FF 250 TAB 0.5-1.0MM2 TPBR](#)

English

### CAD Files

#### Customer View Model

[ENG\\_CVM\\_CVM\\_160869-2\\_H.2d\\_dxf.zip](#)

English

#### 3D PDF

3D

#### Customer View Model

[ENG\\_CVM\\_CVM\\_160869-2\\_H.3d\\_igs.zip](#)

English

#### Customer View Model

[ENG\\_CVM\\_CVM\\_160869-2\\_H.3d\\_stp.zip](#)

English

By downloading the CAD file I accept and agree to the [Terms and Conditions](#) of use.

### Product Specifications

#### Application Specification

English

[FASTIN-FASTON 110, 187, 205 And 312 Series Receptacle Contacts](#)

English

### Product Environmental Compliance

#### Product Compliance

English



## Product Compliance

English