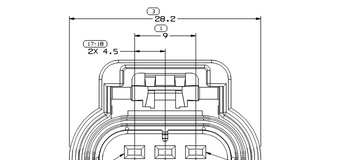

TYPE 103
SAME AS TYPE 102
EXCEPT AS SHOWN

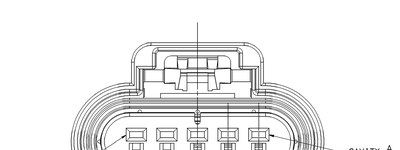

TYPE 110
SAME AS TYPE 105
EXCEPT FOR CAVITIES
D & E ARE BLOCKED

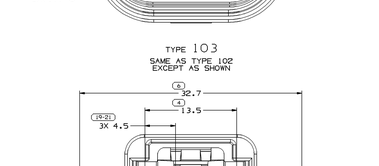

TYPE 104
SAME AS TYPE 102
EXCEPT AS SHOWN

TYPE 111
SAME AS TYPE 102
EXCEPT AS SHOWN

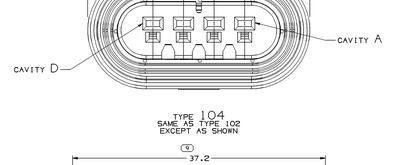

TYPE 105
SAME AS TYPE 102
EXCEPT AS SHOWN

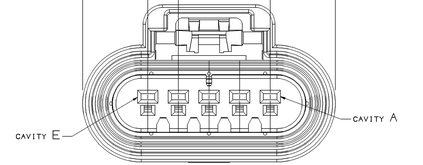

TYPE 106
SAME AS TYPE 102
EXCEPT AS SHOWN

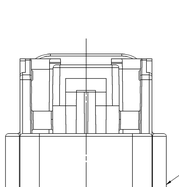

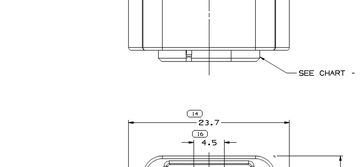

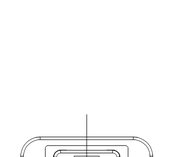

TYPE 102

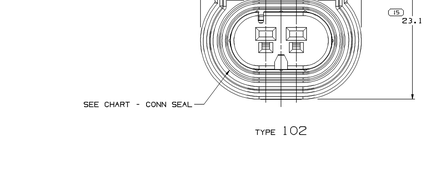

NOTES

1. UNLESS OTHERWISE SPECIFIED AND/OR INDICATED:

   DIMENSIONS ARE TO FACE OF VIEW SHOWN AND AUTOMATICALLY ROUNDED BY COMPUTER FOR INSPECTION (SEE MATH MODEL FOR PRECISE DIMENSIONS). FOR ALL OTHER DIMENSIONS NOT SHOWN BUT REQUIRED FOR TOOL BUILD, SEE MATH MODEL FOR PRECISE TOOL PATH DATA.

2. REFERENCE MATING COMPONENTS OR EQUIVALENT:

   PLASTIC MATING ASSEMBLY PARTS SEE CHART

3. THIS PART ACCEPTS THE FOLLOWING COMPONENTS OR EQUIVALENT:

   TERMINAL 12191818
   CABLE SEAL 15366021
   CAVITY PLUG 15305171

THIS CONNECTOR MEETS OR EXCEEDS SAE/USCAR-2 AUGUST 1997, SECTION 5.3.1.2, TERMINAL DISENGAGE CRITERIA WITH THE APPLICATION OF A TERMINAL POSITION ASSURANCE (TPA) SECONDARY LOCK. (SEE CHART BELOW FOR APPROPRIATE TPA).

SYMBOL DEFINITION		MISSING NUMBERS
A DIMENSION WITHOUT AN INSPECTION REPORT SYMBOL [ ] DOES NOT REQUIRE INSPECTION. IT MAY BE CONTROLLED ON AN INDIVIDUAL COMPONENT DRAWING.	TOTAL NO. OF SYMBOLS ON DRAWING: 16 LAST NO. USED: 30	2,5,8,11,

CHG STATUS DATE	STA	REV	N/P	CHG	ZONE	REVISION HISTORY	AUTH	DR	APVD 1	APVD 2
12MR02	R	06	-	-	-	CLEANED REVISION COLUMN, ALL PARTS - BEGINNIN TO NEW FORMAT, ADDED TPA COLUMN	222112	MB	MB	CD
29JA04	R	07	-	-	-	15485649 RELEASED ALL PARTS REVISED NOTE 3	249215	BRB	BRB	LN
29JA04	R	08	-	-	-	15487756 RELEASED ALL PART - ADDED CPA COLUMN TO CHART 15326801,15326808,15326815,15326822, 15326829, AND 15397577 UPDATED ASM	250452	BRB	BRB	LN
10AU04	R	09	-	-	-	ALL PARTS - ADDED CAVITY PLUG NOTE1 ADDED PART 15100085	257917	RH	RH	LN
01DE04	R	10	-	-	-	15326801 - UPDATED PDM ATTRIBUTES	261604	MAM	MAM	MJC
04JA05	R	11	-	-	-	15319047, 15319051 - RELEASED	262679	ADK	ADK	LN
15FE05	R	12	-	-	-	13521746 WAS PE141905 & RELEASED	264248	JRB	TKV	JGS
20MY05	R	13	-	-	-	15397577 - TPA 15317363 WAS 15418545	268256	RJD	RJD	LN
25MY05	R	14	-	-	-	13521746 - OBSOLETE	268146	JBD	TRB	JGS
29JN05	R	15	-	-	-	RELEASED 13533784	268268	JEB	JEB	LN
18OC05	R	16	-	-	-	ALL PARTS - ADDED "CONN COLOR" COLUMN TO CHART AND "MATING" TO TPA AND CPA; 15397577, 15487756, 15100085, 15319049 & 15319051 - ADDED ANOTHER MATING CONN; 15326801, 15326808, 15326815, 15326829 - ADDED ANOTHER MATING CONN; 15326822 "REPLACED BY" PART NUMBER; 15326829 & 15397577 - REVISED DRAWINGS TO SHOW ORIGINAL CONSTRUCTION OF CONNECTOR; 15374222 & 15374223 MOVED TO TAXI 13544923; 13546696 - RELEASED	271303	CJP	CJP	LN
23NO05	R	17	-	-	-	RELEASED 13542790	274390	CJP	CJP	MD
13FE06	R	18	-	-	-	UPDATED PDM ATTRIBUTES	277479	TS	TS	SM
17AP06	R	19	-	-	-	15100085 - UPDATED PDM ATTRIBUTES	279594	JBD	AUB	SRM
04AP07	R	20	-	-	-	15326801, 15326808, 15326815, 15326822, 15326829 & 13542790 - UPDATED PDM ATTRIBUTES	401048	KGE	JAA	PTP
28MY07	R	21	-	-	-	15326822 - RESTRICTED AND REPLACED BY 15319051	401493	KDK	JAA	DBI

13542790	01	AA	-	111	13542789	NAT	PBT-GF20	15326803 / 10404323	15326804 / 10404282	15355128	-	150-S-002-1-A02	15317832	-
13546696	01	-	-	102	13546695	NAT	PBT-GF20	15326803 / 10404323	15326804 / 10404282	15355128	13546698	15336009	15317832	-
13533784	01	AA	-	102	13534232	GRA	PBT-GF20	15326803 / 10404323	15326804 / 10404282	15355128	13533785	15336009	15317832	-
13521746	01	AA	OBSOLETE	110	13521741	GRA	PBT-GF20	15326824 / 10404319	15326825 / 10404285	15418547	13519592	15326986	15317832	-
15319051	01	AA	-	105	15319050	BLK	PBT-GF20	15326824 / 10404319	15326825 / 10404285	15418547	15319053 OR 15326829	15326986	15317832	-
15319047	01	AA	-	103	15319046	BLK	PBT-GF20	15326810 / 10404322	15326811 / 10404283	15418545	15319049 OR 15326813	15336007	15317832	-
15100085	01	AC	-	102	15100084	BLK	PBT-GF20	15326803 / 10404323	15326804 / 10404282	15355128	15100099 OR 15326806	15336009	15317832	-
15487756	01	AB	-	104	15487758	BLK	PBT-GF20	15326817 / 10404321	15326818 / 10404284	15418546	15487759 OR 15326820	15326996	15317832	-
15485649	01	AB	-	104	15485651	GRA	PBT-GF20	15326817 / 10404321	15326818 / 10404284	15418546	15485650	15326996	15317832	-
15397577	01	AE	-	106	15397575	BLK	PBT-GF20	15326937 / 10404318	15326831 / 10404286	15317363	15397579 OR 15326833	15326987	15317832	-
15326829 / 10404613	03	AF	RESTRICTED	106	15326828 / 10404329	BLK	PA6-GB20 GF10	15326937 / 10404318	15326831 / 10404286	15317363	15326833 / 10404618	15326987	15317832	15397577
15326822 / 10404612	03	AG	RESTRICTED	105	15326821 / 10404330	BLK	PA6-GB20 GF10	15326824 / 10404319	15326825 / 10404285	15418547	15326827 / 10404617	15326986	15317832	15319051
15326815 / 10404611	03	AF	RESTRICTED	104	15326814 / 10404331	BLK	PA6-GB20 GF10	15326817 / 10404321	15326818 / 10404284	15418546	15326816 / 10404616	15326996	15317832	15487756
15326808 / 10404610	03	AF	RESTRICTED	103	15326807 / 10404332	BLK	PA6-GB20 GF10	15326810 / 10404322	15326811 / 10404283	15418545	15326813 / 10404615	15336007	15317832	15319047
15326801 / 10404609	03	AG	RESTRICTED	102	15326800 / 10404333	BLK	PA6-GB20 GF10	15326803 / 10404323	15326804 / 10404282	15355128	15326806 / 10404614	15336009	15317832	15100085
PART NO	REV	N/P	STATUS	TYPE	CONNECTOR	CONN COLOR	MATERIAL RECYCLING CODE	PLR	CONNECTOR SEAL	MATING TPA	MATING ASM CONN	MATING CONFIG REQ	MATING CPA	REPLACED BY

DRAWING NUMBER 15326959
SIZE A1x3 | SCALE 5:1 | IMAGE SET 2 OF 2 | SHEET 1 OF 1 | REV R | SKIP 21 | -

DELPHI
DELPHI PACKARD ELECTRICAL/ELECTRONIC ARCHITECTURE
WARREN, OH

DWG TYPE: PART DRAWING
STYLE
VOLUME (CM³)
SIZE: D

UNLESS OTHERWISE SPECIFIED
THIS DRAWING IS TO BE INTERPRETED WITH ASME Y14.5M-1994 AS ENHANCED BY DELPHI GLOBAL STANDARDS.
THIS DOCUMENT CONTAINS A DELPHI PROPRIETARY DESIGN AND RELATED DATA WHICH WILL NOT BE DISCLOSED TO THIRD PARTIES OR REPRODUCED IN WHOLE OR IN PART WITHOUT PRIOR WRITTEN PERMISSION OF DELPHI. THE RECEIPT OR POSSESSION OF THIS DOCUMENT DOES NOT CONVEY ANY RIGHTS TO REPRODUCE, DISCLOSE, OR DISTRIBUTE ITS CONTENTS, OR TO MANUFACTURE, USE, OR SELL ANYTHING THAT IT MAY DESCRIBE, IN WHOLE OR IN PART, WITHOUT SPECIFIC WRITTEN AUTHORIZATION OF DELPHI INTELLECTUAL PROPERTY LAW DEPARTMENT.
ALL DIMENSIONS ARE IN MILLIMETERS

REFERENCE

(13) PROCESS SENSITIVE DIMENSION

DIMENSIONS ENCLOSED IN () ARE INDICATE REFERENCE DIMENSIONS, NO GD TOLERANCE LIMITS ARE ESTABLISHED

ALL DIMENSIONS - ROUND UNITS														
FRACTIONAL	± .25	± .12	± .06	± .03	± .10	± .05	± .02	± .010	± .005	± .002	± .001	± .0005	± .0002	± .0001
DECIMAL	± .25	± .12	± .06	± .03	± .10	± .05	± .02	± .010	± .005	± .002	± .001	± .0005	± .0002	± .0001

TOLERANCE UNLESS OTHERWISE SPECIFIED
ANGULAR TOLERANCE ±0.5°

THIRD ANGLE PROJECTION

DO NOT SCALE USE MATH DATA

DRAWN BY: JAA
DATE: 28-Mar-07

DRAWING NAME: TAXI ASM CONN F GT 150 SLD

DRAWING NUMBER: 15326959
SIZE A1x3 | SCALE 5:1 | IMAGE SET 1 OF 2 | SHEET 1 OF 1 | REV R | SKIP 21 | -

15326959