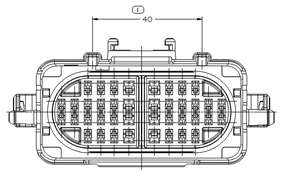

TYPE 102
SAME AS TYPE 101
EXCEPT AS SHOWN

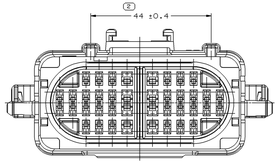

TYPE 103
SAME AS TYPE 101
EXCEPT AS SHOWN

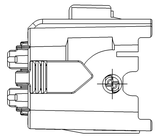

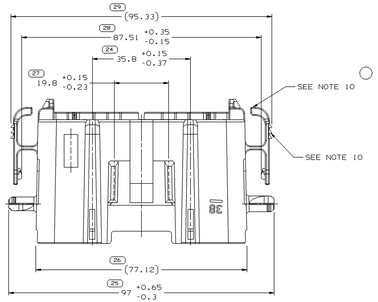

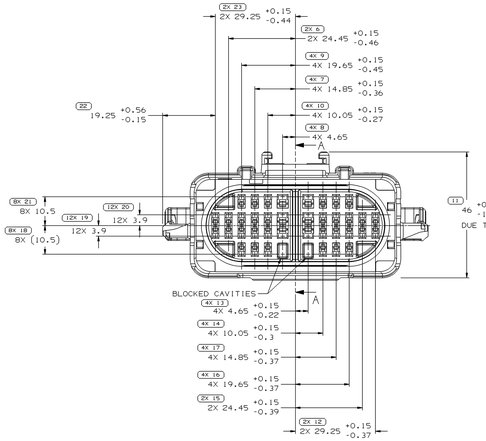

TYPE 101

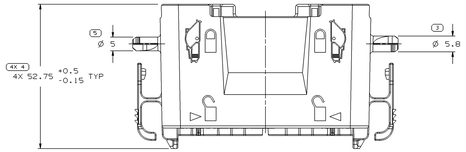

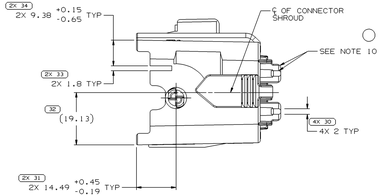

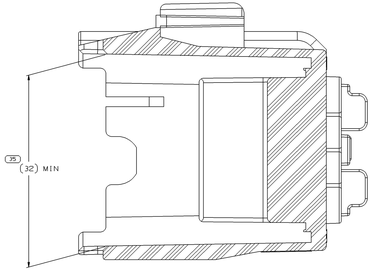

SECTION A - A
SCALE 4:1

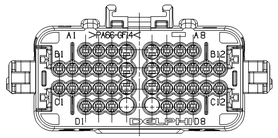

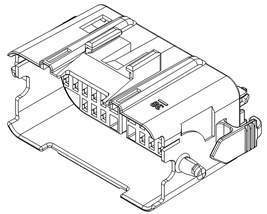

NOTES

1. UNLESS OTHERWISE SPECIFIED AND/OR INDICATED:
   DIMENSIONS ARE TO FACE OF VIEW SHOWN AND AUTOMATICALLY ROUNDED BY COMPUTER FOR INSPECTION. (SEE MATH MODEL FOR PRECISE DIMENSIONS.) FOR ALL OTHER DIMENSIONS NOT SHOWN BUT REQUIRED FOR TOOL BUILD, SEE MATH MODEL FOR PRECISE TOOL PATH DATA.
2. CONNECTOR ENGAGE FORCE CODE.
3. THIS PART IS NOT CONTROLLED FOR AUTOMATIC FEEDING.
4. THIS PART ACCEPTS THE FOLLOWING COMPONENTS OR EQUIVALENT:

   CONNECTOR SEAL 15304905
   TERMINAL 12191808 & 15304716
   0T150 CAVITIES A1-A3,A6-A8,B1-B5,B8-B12,C1-C5, C8-C12 & D1-D3,D6-D8 TO ACCEPT 12191808.
   0T150 CABLE SEAL 12191226 (Ø4 SEAL CAVITIES)
   0T280 CAVITIES A4,A5,B6,B7,C6,C7 & D4,D5 TO ACCEPT 15304716.
   0T280 CABLE SEAL 12191231 (Ø5.2 SEAL CAVITIES)
   SECONDARY TERMINAL LOCK 15304904
   LEVER 15336267
   CLIP SLOT ACCEPTS CONNECTOR CLIP 12129271 OR TYPICAL BRACKETS SHOWN ON RELAY ASSEMBLY TAXI 12135006
5. (2.3)X(0.1) RAISED DELPHI CORPORATE BRAND TO BE LOCATED ON ANY EXTERIOR SURFACE. PREFERABLY VISIBLE AT FINAL ASSEMBLY. OPTIONAL CONSTRUCTION TO BE "PED" OR NO LOGO.
6. CABLE SEAL 15366067 CAN BE USED ON CAVITIES A4,A5,B6,B7,C6,C7,D4 AND D5 WITH TPA 15304904 BUT IS NOT PREFERRED.
7. PART DESIGNED TO BE USED WITH APPROPRIATE DELPHI PACKARD ELECTRIC SYSTEMS APPROVED HARNESS ASSEMBLY BUILD FIXTURES OR DELPHI APPROVED EQUIVALENT.
8. PART IS TO BE PROCESSED USING DELPHI PACKARD ELECTRIC SYSTEMS BEST PRACTICE METHOD OR DELPHI CUSTOMER ASSEMBLY INSTRUCTIONS. NEW APPLICATIONS REQUIRE DELPHI APPROVAL OF HARNESS MAKERS BUILD AND TEST FIXTURES.
9. MATERIAL RECYCLING CODE PER ISO 11469. (2.3)X(0.1) CHARACTERS AS SHOWN TO BE LOCATED ON ANY EXTERIOR SURFACE.
10. MATERIAL DISCOLORATION IS ACCEPTABLE IN THIS AREA. DISCOLORATION DOES NOT IMPACT PRODUCT FIT AND FUNCTION.

SYMBOL DEFINITION		MISSING SYMBOLS
A DIMENSION WITHOUT AN INSPECTION REPORT SYMBOL (▭) DOES NOT REQUIRE INSPECTION. IT MAY BE CONTROLLED ON THE INDIVIDUAL COMPONENT DRAWING.	TOTAL NO OF INSPECTIONS REQUIRED: 108	NO MISSING SYMBOL NUMBER
	LAST NO. USED: 35	

DWG STATUS DATE	STS	REV	N/P	CHG	ZONE	REVISION HISTORY	AUTH	DR	APVD	APVD 2
01AU02	R	01	-	-	-	PD CREATED: 15443822, 15443823, & 15443824 RELEASED	228606	JCJC	JCJC	JS
23OC03	R	02	-	-	-	15336418 - WAS ON TAXI 15358712, MAT'L WAS M3592001 AND REACTIVATED	248017	TLD	TLD	JS
28OC03	R	03	-	-	-	ALL PARTS - REVISED TOLERANCES (6 PLCS)	235899	TLD	TLD	JS
29MO03	-	04	-	-	-	ALL PARTS - ADDED NOTE #6,7 AND 8	247800	ENE	ENE	JS
23AP04	R	05	-	-	-	15336418 - OBSOLETE	253796	TLD	TLD	JS
04AU05	R	06	-	-	-	15443823 AND 15443824 - OBSOLETE; 15392710 AND 15392711 WERE ON TAXI 15358712	266680	RH	RH	JS
04AU05	R	07	-	-	-	ALL ACTIVE PARTS - DIM (2) 44±0.4 WAS 44	265900	RH	RH	JS
08SE05	R	08	-	-	-	ALL ACTIVE PARTS - ADDED SECTION A-A AND DIM #35	272070	ENE	ENE	JS
21OC05	R	09	-	-	-	ALL ACTIVE PARTS-SCALED SECTION A-A & DIM #35 WAS 32 MIN AS MOLDED	272370	PCP	PCP	JS
10MO06	R	10	-	-	-	ALL ACTIVE PARTS - ADDED DISCOLORATION NOTE	274242	TLD	TLD	JS

PART NO	REV	N/P	STATUS	TYPE	MATERIAL SPECIFICATION AND COLOR	BLOCKED CAVITIES	VOL CM³	MATING CONNECTOR	REPLACED BY
15392711	02	AD		103	M2279008 PA66-GF14 HS IM BLU	NONE	44.134	15392709	
15392710	02	AD		102	M2279002 PA66-GF14 HS IM NAT	NONE	44.133	15392708	
15336418	03	AC	OBSOLETE	101	M2279001 PA66-GF14 HS IM BLK	D4,D5	44.041	15317380	15443822
15443824	01	AC	OBSOLETE	103	M2279008 PA66-GF14 HS IM BLU	NONE	44.067	15392709	15392711
15443823	01	AC	OBSOLETE	102	M2279002 PA66-GF14 HS IM NAT	NONE	44.067	15392708	15392710
15443822	01	AF		101	M2279001 PA66-GF14 HS IM BLK	D4,D5	44.121	15317380	

DRAWING NUMBER: 15444159
SIZE A1x3 | SCALE 2:1 | FRAME NO 2 OF 2 | SHEET NO 1 OF 1 | STS R | REV 10 | N/P -

(11) PROCESS SENSITIVE DIMENSION

DIMENSIONS ENCLOSED IN ( ) INDICATE REFERENCE DIMENSIONS AND NO TOLERANCE LIMITS ARE ESTABLISHED.

DIMENSIONAL RANGE (MM)									
FROM	0	6	30	120	315	1000	2000	3000	4000
TO	6	30	120	315	1000	2000	3000	4000	5000
TOLERANCE UNLESS OTHERWISE SPECIFIED									
±0.15	±0.2	±0.25	±0.3	±0.4	±0.5	±0.6	±0.7	±0.8	±1.0
ANGULAR TOLERANCE ±2°									

THIRD ANGLE PROJECTION

DO NOT SCALE

USE MATH DATA

DR		DATE
APVD1	CRAIG J. COGGINS	01AU02
APVD2	CRAIG J. COGGINS	12AU02
APVD3	JOSEPH SYETTE	12AU02
APVD4		
APVD5		

SUBSTANCES OF CONCERN AND RECYCLED CONTENT PER DELPHI (DP4900)

MATERIAL: SEE CHART

DRAWING NAME: TAXI CONN F GT 150 280 SLD

DRAWING NUMBER: 15444159
SIZE A1x3 | SCALE 2:1 | FRAME NO 1 OF 2 | SHEET NO 1 OF 1 | STS R | REV 10 | N/P -

DWG TYPE: PART DRAWING
STYLE:
VOLUME (CM³): SEE CHART
SYSTEM CODE:

UNLESS OTHERWISE SPECIFIED
THIS DOCUMENT IS IN ACCORDANCE WITH ASME Y14.5M-1994 DIMENSIONING AND TOLERANCING, EXCEPTIONS TOLERANCING ANDRAW - (MM) - ALL GEOMETRIC TOLERANCES AND RELATED DATUMS APPLY AFTER FINISHED FORM IS ACHIEVED. ALL DIMENSIONS AND TOLERANCES ARE TO BE ESTABLISHED BY INSPECTION OR LOCATION TOLERANCES. ALL DIMENSIONS ARE TO BE ACHIEVED AS SHOWN REGARDLESS OF DATUM REFERENCE.
ALL DIMENSIONS ARE IN MILLIMETERS

REFERENCE

I 24414 20