



Terminals & Splices > PCB Terminals



PCB Terminal Type: **Tab**

PCB Thickness (Recommended): 2.36 – 6.35 mm [.093 – .25 in]

Mating Tab Width: 6.35 mm [.25 in]

Mating Tab Thickness: .81 mm [.032 in]

PCB Hole Diameter: 1.25 mm [.049 in]

Features

Product Type Features

Insertion Force	Normal
-----------------	--------

Configuration Features

Stud Hole	No
Terminal Angle	90 °

Contact Features

PCB Terminal Type	Tab
Mating Tab Width	6.35 mm [.25 in]
Mating Tab Thickness	.81 mm [.032 in]
Terminal Plating Material	Tin
Contact Underplating Material	Nickel
Terminal Size	6.35
Terminal Orientation	Flag

Termination Features

Termination Method to Printed Circuit Board	Through Hole - Solder
---------------------------------------------	-----------------------

Product Terminates To	Printed Circuit Board
-----------------------	-----------------------

Mechanical Attachment

Wire Insulation Support	Without
-------------------------	---------

Dimensions

Extension Below Board	3 mm [.118 in]
PCB Thickness (Recommended)	2.36 – 6.35 mm [.093 – .25 in]
PCB Hole Diameter	1.25 mm [.049 in]
Profile Height from PCB	7.36 mm [.239 in]

Usage Conditions

Insulation Option	Uninsulated
Operating Temperature Range	-40 – 105 °C [-40 – 221 °F]

Packaging Features

Packaging Quantity	1000
Packaging Method	Bag

Product Compliance

[For compliance documentation, visit the product page on TE.com>](#)












EU RoHS Directive 2011/65/EU	Compliant
EU ELV Directive 2000/53/EC	Compliant
China RoHS 2 Directive MIIT Order No 32, 2016	No Restricted Materials Above Threshold
EU REACH Regulation (EC) No. 1907/2006	Current ECHA Candidate List: JUNE 2022 (224) Candidate List Declared Against: JAN 2022 (223) SVHC > Threshold: Not Yet Reviewed
Halogen Content	Low Halogen - Br, Cl, F, I < 900 ppm per homogenous material. Also BFR/CFR/PVC Free
Solder Process Capability	Wave solder capable to 260°C

Product Compliance Disclaimer





This information is provided based on reasonable inquiry of our suppliers and represents our current actual knowledge based on the information they provided. This information is subject to change. The part numbers that TE has identified as EU RoHS compliant have a maximum concentration of 0.1% by weight in homogenous materials for lead, hexavalent chromium, mercury, PBB, PBDE, DBP, BBP, DEHP, DIBP, and 0.01% for cadmium, or qualify for an exemption to these limits as defined in the Annexes of Directive 2011/65/EU (RoHS2). Finished electrical and electronic equipment products will be CE marked as required by Directive 2011/65/EU. Components may not be CE marked. Additionally, the part

numbers that TE has identified as EU ELV compliant have a maximum concentration of 0.1% by weight in homogenous materials for lead, hexavalent chromium, and mercury, and 0.01% for cadmium, or qualify for an exemption to these limits as defined in the Annexes of Directive 2000/53/EC (ELV). Regarding the REACH Regulation, the information TE provides on SVHC in articles for this part number is based on the latest European Chemicals Agency (ECHA) 'Guidance on requirements for substances in articles' posted at this URL: <https://echa.europa.eu/guidance-documents/guidance-on-reach>

Compatible Parts

 <p>TE Part # 63038-1 250 FASTON TAB TPBR</p>	 <p>TE Part # 61499-1 250 FASTON TAB TPBR</p>	 <p>TE Part # 63971-1 250 FASTON TAB TPBR</p>	 <p>TE Part # 61365-1 250 FASTON TAB TPBR</p>
 <p>TE Part # 170267-1 250 FASTON,PCB TAB,TCBR</p>	 <p>TE Part # 62261-1 250 FASTON TAB BR</p>	 <p>TE Part # 1217002-1 250 FASTON,TAB, NPCST</p>	 <p>TE Part # 181953-1 250 FASTON,TAB,BR</p>
 <p>TE Part # 62166-1 250 FASTON TAB BR</p>	 <p>TE Part # 394705 250 FASTON,TAB,TPBR</p>	 <p>TE Part # 62627-7 250 FASTON TAB TPBR</p>	

Also in the Series | FASTON 250

 <p>Compression Connectors(4)</p>	 <p>Crimp Terminal Housings(143)</p>	 <p>Insertion & Extraction Tools(6)</p>	 <p>Magnet Wire Terminals(1)</p>
----------------------------------------------------------------------------------------------------------------------	-------------------------------------------------------------------------------------------------------------------------	----------------------------------------------------------------------------------------------------------------------------------	-----------------------------------------------------------------------------------------------------------------------



PCB Terminals(144)



Quick Disconnects(456)



Splices(4)

Customers Also Bought



TE Part #T4132512041-000
M12,FRONT MOUNT,MALE,D,4P,
SOLDER WIRE



TE Part #1-338315-2
25P.HDP20 REC.ASSY



TE Part #8-106507-2
25P.HDP20 REC.ASSY



TE Part #T4140012081-000
M12,REAR MOUNT,MALE,A,8P,
SOLDER PCB



TE Part #2-2176397-3
3502 8R2 1%



TE Part #2-1609089-6
15ERK1=F4341



TE Part #1544242-1
CTS SIL 2487 PRE-E



TE Part #1630372-1
R5007 100R 10%

Documents

Product Drawings

250 FASTON,PCB TAB,TNBR

English

CAD Files

3D PDF

3D

Customer View Model

[ENG_CVM_CVM_160650-2_L.2d_dxf.zip](#)

English

Customer View Model

[ENG_CVM_CVM_160650-2_L.3d_igs.zip](#)

English

Customer View Model

[ENG_CVM_CVM_160650-2_L.3d_stp.zip](#)

English

By downloading the CAD file I accept and agree to the [Terms and Conditions](#) of use.



Product Specifications

Product Specification

English

Product Environmental Compliance

TE Material Declaration

English

Agency Approvals

Agency Approval Document

English