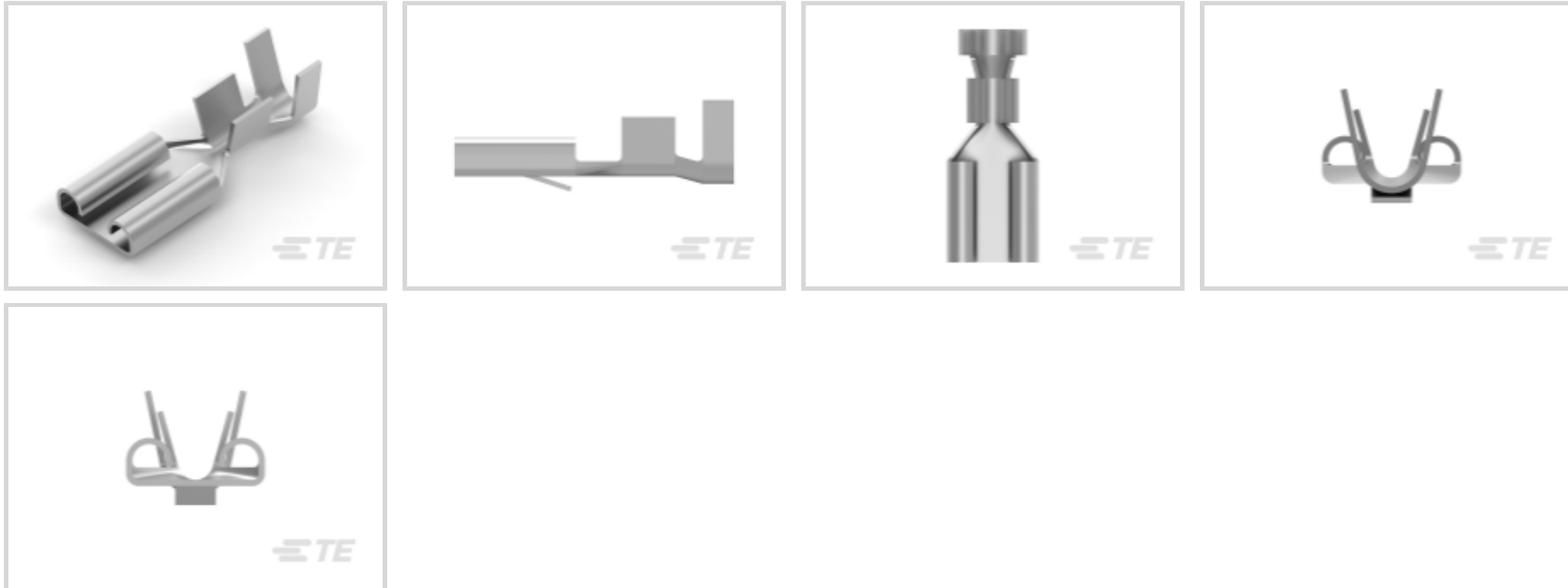




Terminals & Splices > Quick Disconnects



Quick Disconnect Terminal Type: **Receptacle**

Wire Size: **2.62 – 4.17 mm²**

Mating Tab Width: **7.92 mm [.312 in]**

Mating Tab Thickness: **.81 mm [.032 in]**

Features

Product Type Features

Terminates To	Wire & Cable
Wire Stop	No
Wire/Cable Type	Regular Wire
Insertion Force	Normal
Sealable	No

Configuration Features

Connection Capacity	Single
---------------------	--------

Contact Features

Quick Disconnect Terminal Type	Receptacle
Mating Tab Width	7.92 mm[.312 in]
Mating Tab Thickness	.81 mm[.032 in]
Terminal Orientation	Straight
Contact Base Material	Phosphor Bronze
Terminal Plating Material	Tin
Crimp Type	F-Crimp



Barrel Type	Open
-------------	------

Mechanical Attachment

Mating Retention Type	Locking Lance
Locking Lance Height	1.3 mm
Wire Insulation Support	With

Dimensions

Accepts Wire Insulation Diameter Range	3.3 – 4.5 mm [.13 – .177 in]
Overall Length	22.4 mm [.881 in]
Receptacle Terminal Stock Thickness	.41 mm [.016 in]
Wire Size	2.62 – 4.17 mm ²

Usage Conditions

Insulation Option	Uninsulated
Operating Temperature Range	-40 – 110 °C [-40 – 230 °F]

Packaging Features

Packaging Quantity	4000
Packaging Method	Strip/Reel

Product Compliance

[For compliance documentation, visit the product page on TE.com>](#)

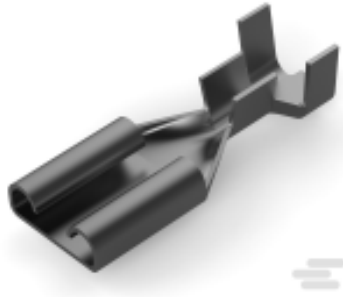












EU RoHS Directive 2011/65/EU	Compliant
EU ELV Directive 2000/53/EC	Compliant
China RoHS 2 Directive MIIT Order No 32, 2016	No Restricted Materials Above Threshold
EU REACH Regulation (EC) No. 1907/2006	Current ECHA Candidate List: JUNE 2022 (224) Candidate List Declared Against: JAN 2022 (223) SVHC > Threshold: Not Yet Reviewed
Halogen Content	Low Halogen - Br, Cl, F, I < 900 ppm per homogenous material. Also BFR/CFR/PVC Free
Solder Process Capability	Not applicable for solder process capability

Product Compliance Disclaimer

This information is provided based on reasonable inquiry of our suppliers and represents our current actual knowledge based on the information they provided. This information is subject to change. The part numbers that TE has identified as

EU RoHS compliant have a maximum concentration of 0.1% by weight in homogenous materials for lead, hexavalent chromium, mercury, PBB, PBDE, DBP, BBP, DEHP, DIBP, and 0.01% for cadmium, or qualify for an exemption to these limits as defined in the Annexes of Directive 2011/65/EU (RoHS2). Finished electrical and electronic equipment products will be CE marked as required by Directive 2011/65/EU. Components may not be CE marked. Additionally, the part numbers that TE has identified as EU ELV compliant have a maximum concentration of 0.1% by weight in homogenous materials for lead, hexavalent chromium, and mercury, and 0.01% for cadmium, or qualify for an exemption to these limits as defined in the Annexes of Directive 2000/53/EC (ELV). Regarding the REACH Regulation, the information TE provides on SVHC in articles for this part number is based on the latest European Chemicals Agency (ECHA) 'Guidance on requirements for substances in articles' posted at this URL: <https://echa.europa.eu/guidance-documents/guidance-on-reach>

Compatible Parts

 <p>TE Part # 42663-2 FF 312 REC 16-12AWG TPBR</p>	 <p>TE Part # 160913-4 FF 250 REC 2.5-4.0MM2 TPPB</p>	 <p>TE Part # 280098-2 FF 250 REC 1-2.5MM2 TPPB</p>	 <p>TE Part # 160914-4 FF 250 REC 4-6MM2 TPPB</p>
 <p>TE Part # 1-180453-2 FF 312 REC 1-2.5MM2</p>	 <p>TE Part # 160557-2 FF 312 REC TERMINAL 20-15 AWG TPBR</p>	 <p>TE Part # 160557-4 FF 312 REC 0.5-1.5MM2 TPPB</p>	 <p>TE Part # 160913-1 FF 250 REC 2.5-4.0MM2 BR</p>
 <p>TE Part # 160913-2 FF 250 REC 2.5-4.0MM2 TPBR</p>	 <p>TE Part # 280315-2 FF 312 REC 2.5-4MM2 PB SILVER PLATED</p>	 <p>TE Part # 880003-4 FF 375 REC 2.5-4.0 MM2 .508X25.65 TPPHBZ</p>	 <p>TE Part # 881012-1 FF 250 TERMINAL-FLAG REC 2.54-4.0 MM2 BR</p>
 <p>TE Part # 928949-2 FF TAB MIF 6,3</p>			

Also in the Series | **FASTIN-FASTON 312**



Crimp Terminal Housings(13)



Quick Disconnects(14)

Customers Also Bought



TE Part #2-966596-4
TSP MT REC.CONNECTOR 16/10P



TE Part #1735798-1
HDR ASSY 2mm AMPMODU SMT R/A D



TE Part #2266659-1
OC-AT-S-FM-070F134O-001-0304



TE Part #3-1579028-6
TOOL FOR SECONDARY LOCK



TE Part #7-1579008-7
LOCKING TOOL



TE Part #7-2266659-7
OC-070F134O-CRIMP TOOLING KIT



TE Part #737434-2
MAG-MATE POKE-IN TERMINAL



TE Part #9-2119784-1
CRIMPER INSULATION O PREMIUM



TE Part #EH81736001
ATUM-9/3-X-50MM

Documents

Product Drawings

[FF 312 REC 2.5-4MM2 TPPB](#)

English

CAD Files

[3D PDF](#)

[3D](#)

[Customer View Model](#)

[ENG_CVM_CVM_160920-4_C.2d_dxf.zip](#)



English

Customer View Model

[ENG_CVM_CVM_160920-4_C.3d_igs.zip](#)

English

Customer View Model

[ENG_CVM_CVM_160920-4_C.3d_stp.zip](#)

English

By downloading the CAD file I accept and agree to the [Terms and Conditions](#) of use.