SYMBOL DEFINITION		MISSING SYMBOLS
A DIMENSION WITHOUT AN INSPECTION REPORT SYMBOL ( ) DOES NOT REQUIRE INSPECTION. IT MAY BE CONTROLLED ON THE INDIVIDUAL COMPONENT DRAWING.	TOTAL NO OF INSPECTIONS REQUIRED 11	7
	LAST NO. USED 12	

DWG STATUS DATE	STS	REV	N/P	CHG	ZONE	REVISION HISTORY	AUTH	DR	APVD 1	APVD 2
02MY02	R	12	-	-	-	CLEARED REVISION COLUMN: 15436717 AND 15436719 - RELEASED	224587	LDA	JAA	EJH
21JN02	R	13	-	-	-	ALL PARTS - REVISED NOTE 5 : 15439568 - RELEASED	225847	JAA	JAA	EJH
09DE02	R	14	-	-	-	15439568 - CONNECTOR PART NUMBER WAS 15336040	234423	TLD	TLD	EJH
19DE03	R	15	-	-	-	ALL PARTS - REVISED NOTE 3	250225	EES	EES	EJH
28JL05	R	16	-	-	-	15436719 - WAS TYPE 105, 15436717 - WAS TYPE 106, ALL PARTS - ADDED MATERIAL RECYCLING CODE TO CHART	270393	CJP	CJP	LN
30MY06	R	17	-	-	-	ALL PARTS - REVISED NOTE 3 CAVITY PLUG WAS 15305169	281066	RMG	JAA	PYP

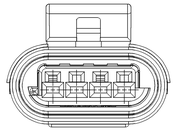

TYPE 111
SAME AS TYPE 101
EXCEPT AS SHOWN

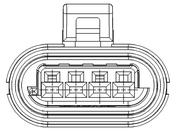

TYPE 106
SAME AS TYPE 101
EXCEPT AS SHOWN

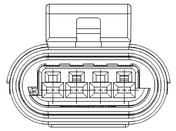

TYPE 110
SAME AS TYPE 101
EXCEPT AS SHOWN

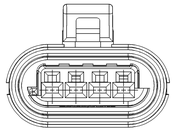

TYPE 105
SAME AS TYPE 101
EXCEPT AS SHOWN

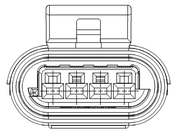

TYPE 109
SAME AS TYPE 101
EXCEPT AS SHOWN

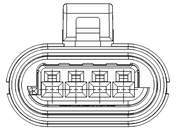

TYPE 104
SAME AS TYPE 101
EXCEPT AS SHOWN

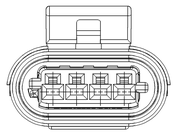

TYPE 108
SAME AS TYPE 101
EXCEPT AS SHOWN

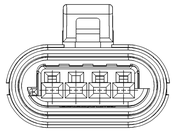

TYPE 103
SAME AS TYPE 101
EXCEPT AS SHOWN

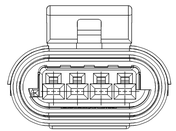

TYPE 107
SAME AS TYPE 101
EXCEPT AS SHOWN

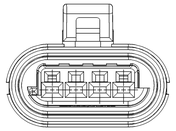

TYPE 102
SAME AS TYPE 101
EXCEPT AS SHOWN

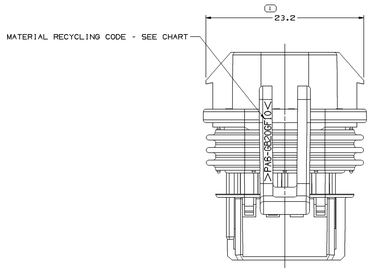

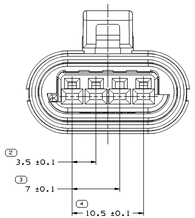

TYPE 101

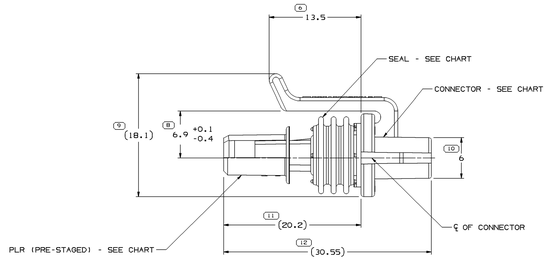

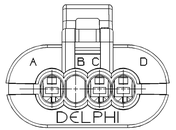

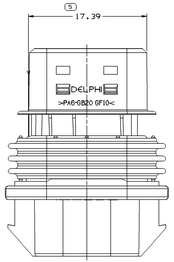

NOTES

1. UNLESS OTHERWISE SPECIFIED AND/OR INDICATED:

   DIMENSIONS ARE TO FACE OF VIEW SHOWN AND AUTOMATICALLY ROUNDED BY COMPUTER FOR INSPECTION (SEE MATH MODEL FOR PRECISE DIMENSIONS). FOR ALL OTHER DIMENSIONS NOT SHOWN BUT REQUIRED FOR TOOL BUILD, SEE MATH MODEL FOR PRECISE TOOL PATH DATA.

2. SEALING CODE 3 - DESIGN WILL PASS SALT FOG AND IMMERSION TEST AFTER CONDITIONING AS SPECIFIED IN ESA-644 (WEATHER-PACK), ESA-710 (METRI-PACK), ESA-650 (UNDERHOOD MICRO-PACK), C-4006 (WORLD CONNECTOR), ETC WHEN MATED TO MATING PART OR EQUIVALENT

3. THIS PART ACCEPTS THE FOLLOWING COMPONENTS OR EQUIVALENT:

   TERMINAL - 15482808 OR 15326267 (18 GA), 15423490 OR 15326266 (20/22 GA)
   CABLE SEAL - 15305351 (18 GA), 15366022 (20/22 GA)
   CAVITY PLUG - 15305171
   TERMINAL POSITION ASSURANCE LOCK - 15305028

4. WHEN PARTS ARE SHIPPED THEY MUST BE PACKED IN PLASTIC BAGS OR SHIPPING CONTAINERS MUST BE LINED WITH PLASTIC LINERS. BAGS OR LINERS MUST BE SEALED TO AVOID FOREIGN MATTER.

5. FOR MATING CONFIGURATION REQUIREMENTS SEE DRAWINGS 15339900, 15336019

15439568	01	A0	-	108	15366040	15439567	12040756				PBT
15436719	01	A0	-	110	15436720	15326558	12040756	B AND D			PBT
15436717	01	A0	-	111	15436718	15326558	12040756	A AND C			PBT
15423593	01	A0	-	109	15423592	15326558	12040756	A AND D			PBT
15413116	02	AE	-	108	15366040	15336001	12040756				PBT
15410728	01	AH	-	107	15366040	15326558	12040756				PBT
15366027	02	AH	-	105	15366028	15326558	12040756	B AND D			PA6-GB20 GF10
15366025	02	AH	-	106	15366026	15326558	12040756	A AND C			PA6-GB20 GF10
15354716	A10	-	-	104	15354717	15326558	12040756				PA6-GB20 GF10
15336864	02	AH	-	103	15336865	15326558	12040756	C			PA6-GB20 GF10
15336848	A10	-	-	102	15336849	15326558	12040756	B AND C			PA6-GB20 GF10
15336846	A10	-	-	101	15336847	15326558	12040756	B			PA6-GB20 GF10
ASM PART NO	REV	N/P	STATUS	TYPE	CONNECTOR	PLR	SEAL	BLOCKED CAVITIES			MATERIAL REYCLING CODE

( ) PROCESS SENSITIVE DIMENSION

DIMENSIONS ENCLOSED IN ( ) INDICATE REFERENCE DIMENSION, NO GD TOLERANCE LIMITS ARE ESTABLISHED

DIMENSIONAL RANGE (MM)	0-6	6-30	30-120	120-315	315-1000	1000-2000	2000-3000
TOL	±.20	±.25	±.35	±.50	±.75	±1.00	±1.50

TOLERANCE UNLESS OTHERWISE SPECIFIED
±0.15 | ±0.20 | ±0.25 | ±0.4 | ±0.6 | ±0.8 | ±1 | ±1.2
ANGULAR TOLERANCE ±2°

THIRD ANGLE PROJECTION

DO NOT SCALE

GRID MATH DATA

DELPHI

DELPHI PACKARD ELECTRIC SYSTEMS
WARREN, OH

		DATE
DR		
APVD1	J. KENNEDY	09FEB98
APVD2	J. KENNEDY	09FEB98
APVD3	E. HAROLDSON	24FEB98
APVD4		
APVD5		

SUBSTANCES OF CONCERN: NO RECYCLED CONTENT PER DELPHI (DP4900)

DRAWN IN: SEE DRAWING

DWG TYPE: PART DRAWING

STYLE

VOLUME (CM³) | SIZE: D

UNLESS OTHERWISE SPECIFIED

THIS DOCUMENT IS IN ACCORDANCE WITH ASME Y14.100-1998 AS CONTROLLED BY DELPHI. SUBMISSION OF THIS DOCUMENT TO THE CUSTOMER IS FOR THE PURPOSE OF OBTAINING PRODUCTION PART APPROVAL ONLY. ALL PRODUCT DATA IS CONTROLLED BY THE DELPHI DOCUMENT CONTROL SYSTEM. TO OBTAIN THE LATEST VERSION OF DOCUMENTS, TELEPHONE DELPHI DOCUMENT CONTROL AT 1-800-DELPHI-1. DUPLICATION OF THIS DOCUMENT IS NOT PERMITTED.
ALL DIMENSIONS ARE IN MILLIMETERS

REFERENCE

DRAWING NAME: TAXI ASM CONN F GT 150 SLD

DRAWING NUMBER: 15336850

SIZE A1x3 | SCALE 5:1 | FRAME NO 1 OF 2 | SHEET NO 1 OF 1 | TYPE R | REV 17 | N/P -

DRAWING NUMBER: 15336850

SIZE A1x3 | SCALE 5:1 | FRAME NO 2 OF 2 | SHEET NO 1 OF 1 | TYPE R | REV 17 | N/P -

15336850