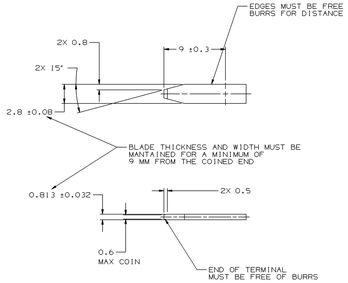

MATERIAL SPECIFICATIONS

RECOMMENDED

BASE METAL - CDA-210, GILDING, EXTRA SPRING TEMPER
PLATING - 0.0050±0.0025 MM THICK TIN

MINIMUMS

ELECTRICAL CONDUCTIVITY - ≥ 20% IACS AT 20°C. USE OF A MATERIAL WITH CONDUCTIVITY ≤ 20% IACS MUST BE APPROVED BY PACKARD ELECTRIC MATERIAL ENGINEERING.

TENSILE STRENGTH - 407 MPa

PLATING -FOR LOW ENERGY (≤ 5v) AND NON-PASSENGER COMPARTMENT POWER CIRCUITS, 0.0050±0.0025 MM. THICK TIN. FOR MATERIALS CONTAINING 10% OR MORE ZINC, AN UNDERPLATE OF COPPER 0.0050±0.0025 MM THICK IS REQUIRED.

MATING BLADE INFORMATION

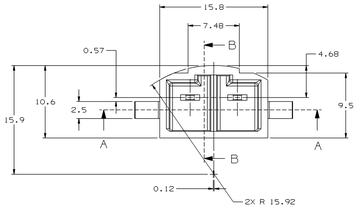

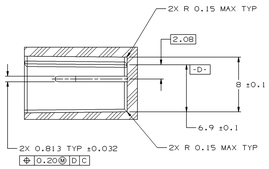

SECTION B-B

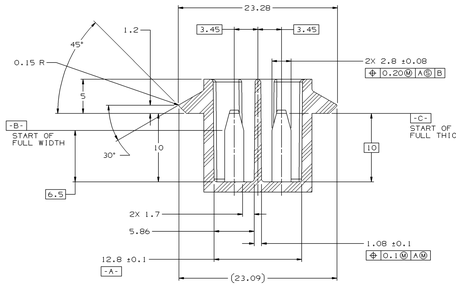

SECTION A-A

NOTES

1. UNLESS OTHERWISE SPECIFIED AND/OR INDICATED:
   DIMENSIONS ARE TO FACE OF VIEW SHOWN AND AUTOMATICALLY ROUNDED BY COMPUTER FOR INSPECTION (SEE MATH MODEL FOR PRECISE DIMENSIONS). FOR ALL OTHER DIMENSIONS NOT SHOWN BUT REQUIRED FOR TOOL BUILD, SEE MATH MODEL FOR PRECISE TOOL PATH DATA.
2. RECOMMENDED MATERIAL - GLASS FILLED NYLON OR POLYESTER
3. WHEN USING THIS INFORMATION FOR A NEW DESIGN,REQUEST THE LATEST COPY OF THIS PRINT FROM DELPHI PACKARD ELECTRIC.

MATING CONNECTOR INFORMATION

SYMBOL DEFINITION		MISSING SYMBOLS
A DIMENSION WITHOUT AN INSPECTION REPORT SYMBOL (▭) DOES NOT REQUIRE INSPECTION. IT MAY BE CONTROLLED ON THE INDIVIDUAL COMPONENT DRAWING.	TOTAL NO OF INSPECTIONS REQUIRED: 8	3-5
	LAST NO. USED: 9	

DWG STATUS					ZONE	REVISION HISTORY	AUTH	DR	APVD1	APVD2
DATE	SIZ	REV	M/P	CHG					1	2
13MR01	R	004	-	-		ADDED PLASTIC WEBS (2 PLCS)	207483	HH	EDV	JA
13MR01	R	004	AA	-		ADDED RADIUS	207569	HH	EDV	JA M
29MR01	R	004	AB	-		ADDED MAT'L SAVER	210057	RVP	RVP	JA
29MR01	R	004	AC	-		UPDATED PDM ATTRIBUTES	210105	RVP	RVP	JA
30MR01	R	004	AD	-		UPDATED PDM ATTRIBUTES	210159	RVP	RVP	JA
28SE01	R	005	-	-		REMOVED SLOTS (2 PLCS); REVISED MAT'L SPEC AND ADDED NOTES	214828	ESF	ESF	RC
10AU04	R	06	-	-		UPDATED 280 METRI-PACK CAVITY	257885	MJM	MJM	MR

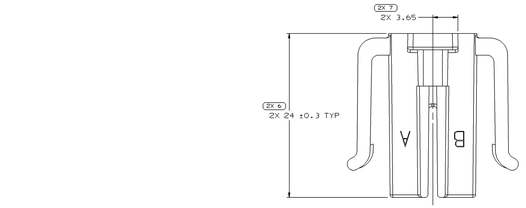

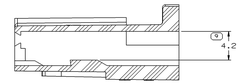

SECTION C-C

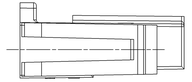

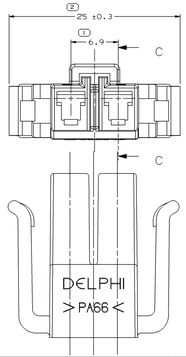

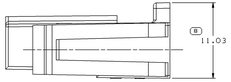

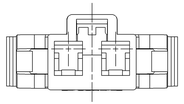

NOTES

1. UNLESS OTHERWISE SPECIFIED AND/OR INDICATED:
   DIMENSIONS ARE TO FACE OF VIEW SHOWN AND AUTOMATICALLY ROUNDED BY COMPUTER FOR INSPECTION (SEE MATH MODEL FOR PRECISE DIMENSIONS). FOR ALL OTHER DIMENSIONS NOT SHOWN BUT REQUIRED FOR TOOL BUILD, SEE MATH MODEL FOR PRECISE TOOL PATH DATA.
2. MATERIAL RECYCLING CODE PER ISO 11469. (1.41)X(0.1) CHARACTERS AS SHOWN TO BE LOCATED ON ANY EXTERIOR SURFACE.
3. THIS PART ACCEPTS THE FOLLOWING COMPONENTS OR EQUIVALENT:
   TERMINAL 12034046
   SECONDARY TERMINAL LOCK 15304813
4. (1.6)X(0.1) DELPHI CORPORATE BRAND TO BE LOCATED ON ANY EXTERIOR SURFACE, PREFERABLY VISIBLE AT FINAL ASSEMBLY. OPTIONAL CONSTRUCTION TO BE "PED".
5. CONNECTOR ENGAGE FORCE CODE 2.

THE FOLLOWING APPLY UNLESS OTHERWISE SPECIFIED:
PROPERTY FORM REQUIRED FOR FEATURES-OF-SIZE AT MMC.
TRUE POSITION TOLERANCES, AND RELATED DATUMS, APPLY AT CONDITION OF SIZE INDICATED BY MODIFIER. CONTROL FRAMES INDICATE DATUM REFERENCES IN ORDER OF PRECEDENCE. MATH-DEFINED TRUE POSITION FEATURES MAY BE SHARED DEPENDING ON DATUM REFERENCES. SEE MATH MODEL FOR PRECISE AREAS, AND APPLICABLE DIVISIONAL STANDARDS, FOR INTERPRETATION.

GEOMETRIC DRAWING SYMBOLS

⏥ FLAT	⌒ PROFILE OF A LINE	// PARALLEL
⏤ STRAIGHT	⌓ PROFILE OF A SURFACE	⊥ PERPENDICULAR
○ ROUND	⌖ POSITION	∠ ANGULAR
⌭ CYLINDRICAL	⌯ CONCENTRICITY	↗ CIRCULAR RUNOUT
Ⓜ MAXIMUM MATERIAL CONDITION (MMC)	⌒ PROFILE OF A SURFACE	⌰ TOTAL RUNOUT
Ⓛ LEAST MATERIAL CONDITION (LMC)	⌖ POSITION	Ø DIAMETER
Ⓢ REGARDLESS OF FEATURE SIZE (RFS)	⌯ CONCENTRICITY	0.5 BASIC DIMENSION
Ⓟ PROJECTED TOL ZONE		

DIMENSIONAL RANGE (MM)										
FROM	0	>3	>6	>10	>30	>100	>200	>500	>800	>1000
TO	3	6	10	30	100	200	500	800	1000	
TOLERANCE UNLESS OTHERWISE SPECIFIED										
±0.15	±0.2	±0.3	±0.4	±0.5	±0.8	±1	±1.2	±1.6		
ANGULAR TOLERANCE ±2°										

(2) PROCESS SENSITIVE DIMENSION

DIMENSIONS ENCLOSED IN ( ) INDICATE REFERENCE DIMENSIONS AND NO TOLERANCE UNLESS OTHERWISE SPECIFIED

REFERENCE

THIRD ANGLE PROJECTION

DO NOT SCALE

USE MATH DATA

DELPHI

DELPHI PACKARD ELECTRIC SYSTEMS
WARREN, OH

	DATE
DR APVD1 S. LIMON	16JN06
APVD2 F. KORVA	16JN06
APVD3 C. SCHAEFER	18JN06
APVD4	
APVD5	

SUBSTANCES OF CONCERN: PVC RECYCLED CONTENT (SEE DELPHI 12997001)

MATERIAL
M:PC/20001 PA66 1M HS BLK

DRAWING NAME
CONN 2 F M/P 280 BLK

DRAWING NUMBER
15304812

SIZE	SCALE	FRAME NO	SHEET NO	STG	REV	M/P
A1x3	5:1	2 OF 2	1 OF 1	R	06	-

DRAWING NUMBER
15304812

SIZE	SCALE	FRAME NO	SHEET NO	STG	REV	M/P
A1x3	5:1	1 OF 2	1 OF 1	R	06	-

15304812