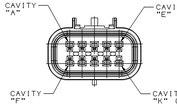

TYPE 109
SAME AS TYPE 110
EXCEPT CAVITY "K" IS BLOCKED
SCALE 2:1

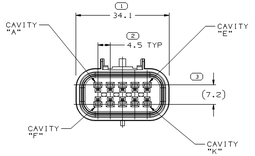

TYPE 110
SAME AS TYPE 108
EXCEPT AS SHOWN
SCALE 2:1

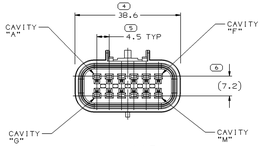

TYPE 112
SAME AS TYPE 108
EXCEPT AS SHOWN
SCALE 2:1

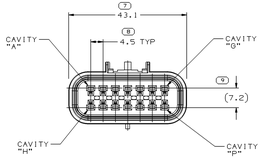

TYPE 114
SAME AS TYPE 108
EXCEPT AS SHOWN
SCALE 2:1

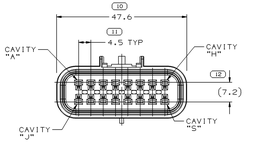

TYPE 116
SAME AS TYPE 108
EXCEPT AS SHOWN
SCALE 2:1

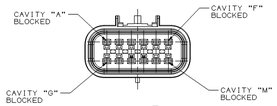

TYPE 115
SAME AS TYPE 112
EXCEPT CAVITIES A,B,C,D,E,F,
G,H,L,M ARE BLOCKED
SCALE 2:1

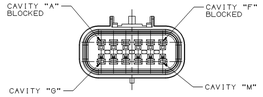

TYPE 117
SAME AS TYPE 112
EXCEPT CAVITIES A,B,C,D,
E,F ARE BLOCKED
SCALE 2:1

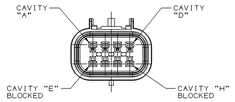

TYPE 118
SAME AS TYPE 108
EXCEPT CAVITIES E,F,
G AND H ARE BLOCKED
SCALE 2:1

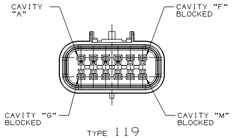

TYPE 119
SAME AS TYPE 112
EXCEPT CAVITIES E,F,G,
H,J,K,L AND M ARE BLOCKED
SCALE 2:1

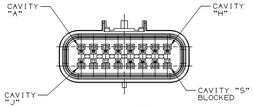

TYPE 120
SAME AS TYPE 116
EXCEPT CAVITIES K,
L AND S ARE BLOCKED
SCALE 2:1

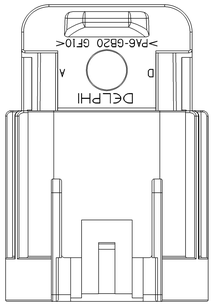

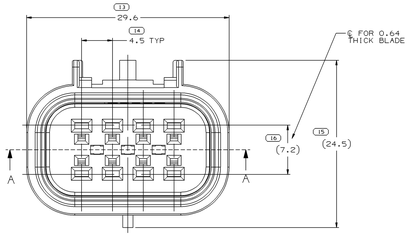

TYPE 108

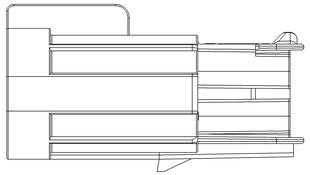

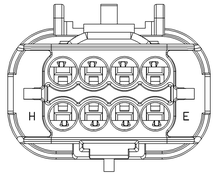

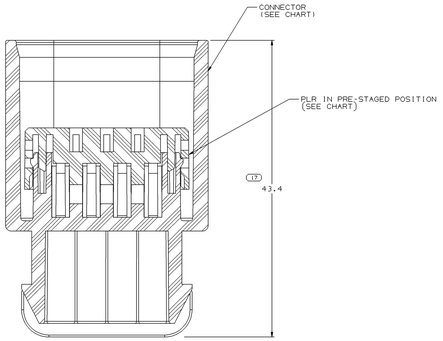

SECTION A-A

PART NO	REV	N/P	TYPE	STATUS	CONNECTOR	PLR	TPA	MATING CONN ASM'S	BLOCKED CAVITY
15489989	01	AB	120	OBSOLETE	15489988	15326865 / ID406242	15358785		K,L,S
15489987	01	AB	119	OBSOLETE	15489986	15326851 / ID406229	15430903	15465946	E,F,G,H,J,K,L,M
15489985	01	AB	118	OBSOLETE	15489984	15326837 / ID406217	15418415	15465944	E,F,G,H
15465027	01	AA	117		15465029	15326851 / ID406229	15430903	15326849 / ID406231	A,B,C,D,E,F
15465026	01	AA	115		15465028	15326851 / ID406229	15430903	15326849 / ID406231	A,B,C,D,E,F,G,H,L,M
15444071	01	AA	109		15439106	15326844 / ID406223	15418288	NONE	K
15326868 / ID406247	AB	-	116		15326867 / ID406246	15326865 / ID406242	15358785	15326863 / ID406245	-
15326861 / ID406240	A7	-	114		15326860 / ID406239	15326858 / ID406235	15430904	15326856 / ID406238	-
15326854 / ID406233	A7	-	112		15326853 / ID406232	15326851 / ID406229	15430903	15326849 / ID406231	-
15326847 / ID406227	A7	-	110		15326846 / ID406226	15326844 / ID406223	15418288	15326842 / ID406225	-
15326840 / ID406221	A7	-	108		15326839 / ID406220	15326837 / ID406217	15418415	15326835 / ID406219	-

NOTES

1. UNLESS OTHERWISE SPECIFIED AND/OR INDICATED:
   DIMENSIONS ARE TO FACE OF VIEW SHOWN AND
   AUTOMATICALLY ROUNDED BY COMPUTER FOR INSPECTION.
   (SEE MATH MODEL FOR PRECISE DIMENSION)
   FOR ALL OTHER DIMENSIONS NOT SHOWN BUT REQUIRED FOR TOOL
   BUILD, SEE MATH MODEL FOR PRECISE TOOL PATH DATA.

2. THIS PART ACCEPTS THE FOLLOWING COMPONENTS OR EQUIVALENT:
   TERMINAL 15326268
   CABLE SEAL 15366021
   THIS CONNECTION MEETS OR EXCEEDS SAE/ USCAR-2 AUGUST 1997,
   SECTION 5.3.1.2, TERMINAL DISENGAGE CRITERIA WITHOUT THE
   APPLICATION OF A TERMINAL POSITION ASSURANCE (TPA) SECONDARY
   LOCK.

   THIS CONNECTION MEETS OR EXCEEDS SAE/ USCAR-2 AUGUST 1997,
   SECTION 5.3.1.2, TERMINAL DISENGAGE CRITERIA WITH THE APPLICATION
   OF A TERMINAL POSITION ASSURANCE (TPA) SECONDARY LOCK.
   (SEE CHART BELOW FOR APPROPRIATE TPA).

3. PLASTIC MATING ASSEMBLIES:
   SEE CHART

4. CLIPS - METAL SEE 08900009 TAXI
   PLASTIC ANY SELF LOCK (REF 15358639)

SYMBOL DEFINITION		MISSING NUMBERS
A DIMENSION WITHOUT AN INSPECTION REPORT SYMBOL (□) DOES NOT REQUIRE INSPECTION. IT MAY BE CONTROLLED ON AN INDIVIDUAL COMPONENT DRAWING.	TOTAL NO. OF SYMBOLS ON DRAWING: 17	
	LAST NO. USED: 17	

DWG STATUS DATE	STS	REV	N/P	CHG	ZONE	REVISION HISTORY	AUTH	DR	APVD 1	APVD 2
12MR02	-	03	-	-		CLEARED REVISION COLUMN, ALL PARTS - REDRAWN TO NEW FORMAT, & ADDED TPA COLUMN	222112	MB	MB	CD
10JN02	-	04	-	-		ADDED TYPE COLUMN	224421	MB	MB	CD
08AU02	R	05	-	-		15444071 - RELEASED	228754	MB	AM	RP
30AP03	-	06	-	-		15465026 & 15465027 - RELEASED	239114	JS	JS	CD
02NO03	R	07	-	-		ALL PARTS - REVISED NOTE #2	248208	MAC	MAC	MC
12MR04	R	08	-	-		15489985, 15489987 & 15489989 - RELEASED	252691	CCV	JVM	MC
01AP04	R	09	-	-		15489985, 15489987 & 15489989 - REVISED MATING CONN ASM INFO	253547	JPB	JAA	MC
10AU04	R	10	-	-		15489985, 15489987, 15489989 - OBSOLETE	257407	ADK	ADK	MC

DRAWING NUMBER: 15326978
SIZE A1x3 | SCALE 5:1 | FRAME NO 2 OF 2 | SHEET NO 1 OF 1 | STS R | REV 10 | N/P -

DELPHI
DELPHI PACKARD ELECTRIC SYSTEMS
WARREN, OH

		DATE
DR	B. NAGY	23JN96
APVD1	M. MCCALL	17JL97
APVD2	M. MCCALL	17JL97
APVD3	M. CHUPAK	25JL97
APVD4		
APVD5		

MATERIAL: SEE DRAWING
SUBSTANCES OF CONCERN: PBC RECYCLED CONTENT PER DELPHI (09P800)

DRAWING NAME: TAXI ASM CONN M GT 150

DRAWING NUMBER: 15326978
SIZE A1x3 | SCALE 5:1 | FRAME NO 2 OF 2 | SHEET NO 1 OF 1 | STS R | REV 10 | N/P -

DWG TYPE: PART DRAWING
STYLE
VOLUME (CM³) | STOCK CODE

UNLESS OTHERWISE SPECIFIED
THIS DOCUMENT IS IN ACCORDANCE WITH ASME Y14.5M-1994 DIMENSIONS ARE IN MILLIMETERS. ANGLES ARE IN DEGREES. TOLERANCING ACCORDING TO ISO 8015. ALL GEOMETRIC TOLERANCES AND RELATED SYMBOLS APPLY UPON FULLY DEFINED FORM AS DEFINED BY ISO 1101 AND ISO 2692. ALL DIMENSIONS AND TOLERANCES TO BE FULFILLED BY PRODUCTION OR QUALITY TOLERANCES. ALL DIMENSIONS AND TOLERANCES APPLY AT 20°C. DRAWING IS REGARDLESS OF CATIA REFERENCE.
ALL DIMENSIONS ARE IN MILLIMETERS

PROCESS SENSITIVE DIMENSION
DIMENSIONS ENCLOSED IN ( ) INDICATE REFERENCE DIMENSIONS AND NO TOLERANCE LIMITS ARE ESTABLISHED.

REFERENCE

DIMENSIONAL RANGE (MM)								
FROM	0	>3	>6	>30	>10	>100	>200	>400
TO	3	6	30	10	100	200	400	800
TOLERANCE UNLESS OTHERWISE SPECIFIED								
±0.15	±0.2	±0.3	±0.4	±0.5	±0.8	±1	±1.2	±2
ANGULAR TOLERANCE ±2°								

THIRD ANGLE PROJECTION
DO NOT SCALE
USE MATH DATA

DELPHI

15326978