

1586162-1 ✓ ACTIVE

MATE-N-LOK | Universal MATE-N-LOK

TE Internal #: 1586162-1

Rectangular Power Connectors, Header, Receptacle, Wire-to-Board, 3 Position, .25 in [6.35 mm] Centerline, Printed Circuit Board, Universal MATE-N-LOK

[View on TE.com >](#)



Connectors > Power Connectors > Rectangular Power > Rectangular Power Connectors



Rectangular Power Connector Type: **Header**

Connector & Housing Type: **Receptacle**

Connector System: **Wire-to-Board**

Number of Positions: **3**

Centerline (Pitch): **6.35 mm [.25 in]**

Features

Product Type Features

Rectangular Power Connector Type	Header
Connector & Housing Type	Receptacle
Connector System	Wire-to-Board
Sealable	No
Connector & Contact Terminates To	Printed Circuit Board

Configuration Features

Number of Positions	3
PCB Mount Orientation	Vertical
Number of Power Positions	3
Number of Rows	1

Electrical Characteristics

Operating Voltage	600 VAC
-------------------	---------

Contact Features

Contact Layout	Inline
----------------	--------



Contact Base Material	Phosphor Bronze
Contact Current Rating (Max)	12 A
Contact Retention Within Housing	Without
Contact Type	Pin
PCB Contact Termination Area Plating Material	Pre-Tin
Contact Mating Area Plating Material	Pre-Tin
Contact Mating Area Plating Material Thickness	3.81 – 5.08 μm [150 – 200 μin]

Termination Features

Termination Post & Tail Length	4.44 mm[.174 in]
Termination Method to Printed Circuit Board	Through Hole - Solder

Mechanical Attachment

Strain Relief	Without
Mating Alignment Type	Polarization
Mating Alignment	With
PCB Mount Alignment	Without
Panel Mount Feature	Without
PCB Mount Retention	Without
Connector Mounting Type	Board Mount
Mating Retention	With
Mating Retention Type	Latch

Housing Features

Centerline (Pitch)	6.35 mm[.25 in]
Housing Color	White
Housing Material	Nylon

Dimensions

Height	13.97 mm[.549 in]
PCB Thickness (Recommended)	.06 mm[1.57 in]
Length	20.32 mm[1.04 in]
Width	7.62 mm[.3 in]

Usage Conditions

Operating Temperature Range	-40 – 105 $^{\circ}\text{C}$ [-40 – 221 $^{\circ}\text{F}$]
-----------------------------	--

Operation/Application



Circuit Application	Power
---------------------	-------

Industry Standards

UL Flammability Rating	UL 94V-0
Glow Wire Rating	Standard Part - Not Glow Wire

Packaging Features

Packaging Method	Bag
Packaging Quantity	100

Other

For Use With	Plug Housing
--------------	--------------

Product Compliance

[For compliance documentation, visit the product page on TE.com>](#)

EU RoHS Directive 2011/65/EU	Compliant
EU ELV Directive 2000/53/EC	Compliant
China RoHS 2 Directive MIIT Order No 32, 2016	No Restricted Materials Above Threshold
EU REACH Regulation (EC) No. 1907/2006	Current ECHA Candidate List: JUNE 2022 (224) Candidate List Declared Against: JAN 2022 (223) SVHC > Threshold: Not Yet Reviewed
Halogen Content	Low Halogen - Br, Cl, F, I < 900 ppm per homogenous material. Also BFR/CFR/PVC Free
Solder Process Capability	Wave solder capable to 265°C

Product Compliance Disclaimer

This information is provided based on reasonable inquiry of our suppliers and represents our current actual knowledge based on the information they provided. This information is subject to change. The part numbers that TE has identified as EU RoHS compliant have a maximum concentration of 0.1% by weight in homogenous materials for lead, hexavalent chromium, mercury, PBB, PBDE, DBP, BBP, DEHP, DIBP, and 0.01% for cadmium, or qualify for an exemption to these limits as defined in the Annexes of Directive 2011/65/EU (RoHS2). Finished electrical and electronic equipment products will be CE marked as required by Directive 2011/65/EU. Components may not be CE marked. Additionally, the part numbers that TE has identified as EU ELV compliant have a maximum concentration of 0.1% by weight in homogenous materials for lead, hexavalent chromium, and mercury, and 0.01% for cadmium, or qualify for an exemption to these limits as defined in the Annexes of Directive 2000/53/EC (ELV). Regarding the REACH Regulation, the information TE provides on SVHC in articles for this part number is based on the latest European Chemicals Agency (ECHA) 'Guidance on requirements for substances in articles' posted at this URL: <https://echa.europa.eu/guidance-documents/guidance-on-reach>

Compatible Parts



 <p>TE Part # 1-480701-4 03P UMNL CAP HSG YELL</p>	 <p>TE Part # 1-350767-9 03P UMNL V0 CAP HSG BLACK</p>	 <p>TE Part # 1-480701-2 03P UMNL CAP HSG RED</p>	 <p>TE Part # 1586077-1 03P UMNL PIN HDR ASSY W/O DRNS</p>
 <p>TE Part # 1586076-1 02P UMNL PIN HDR W/O DRNS V2</p>	 <p>TE Part # 1586174-1 06P UMNL PIN HDR 94VO NDH</p>	 <p>TE Part # 794880-1 09P UMNL PIN HDR ASSY 94VO</p>	 <p>TE Part # 794876-1 02P UMNL PIN HDR ASSY POL 94VO</p>
 <p>TE Part # 1-480701-0 03P UMNL CAP HSG NATL</p>	 <p>TE Part # 1586134-1 05P UMNL PIN HDR V2 NATL NDH</p>	 <p>TE Part # 794783-1 04P UMNL HDR ASSY, BLACK</p>	 <p>TE Part # 1-480701-9 03P UMNL CAP HSG BLK</p>
 <p>TE Part # 1-480701-6 03P UMNL CAP HSG BLU</p>	 <p>TE Part # 794878-1 03P UMNL PIN HDR ASSY 94VO</p>	 <p>TE Part # 1-480701-8 03P UMNL CAP HSG GRY</p>	 <p>TE Part # 1586161-1 02P UMNL HDR 94VO NDH</p>
 <p>TE Part # 1-480701-1 03P UMNL CAP HSG BRN</p>	 <p>TE Part # 1969800-1 03P UMNL HDR ASSY, SCKT V0 GW</p>	 <p>TE Part # 2029397-1 03P UMNL PIN HDR ASY 94VO NODH</p>	 <p>TE Part # 643408-3 06P UMNL PIN HDR ASY POL V0 AU</p>


Also in the Series | [Universal MATE-N-LOK](#)




Circular Power Connectors(2)




Connector Contacts(11)



Insertion & Extraction Tools(4)



Power Contacts(207)



Rectangular Boots & Strain Relief(35)



Rectangular Connector Adapters(7)



Rectangular Connector Hardware(1)



Rectangular Connector Housings(2)



Rectangular Connector Keying Plugs(3)



Rectangular Connector Locking(4)



Rectangular Connector Seals(26)

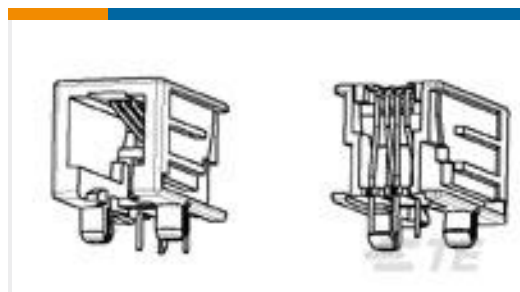


Rectangular Power Connectors(729)

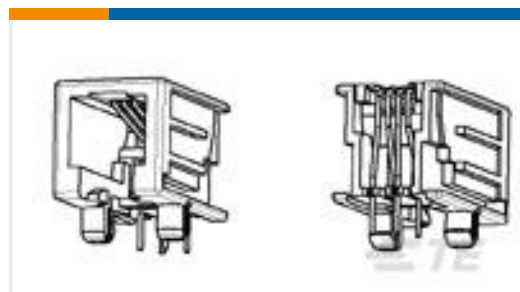
Customers Also Bought



TE Part #2-1415898-5
RTS3LF12



TE Part #1705951-1
Modular Jack SE, 8/8, Gold flash



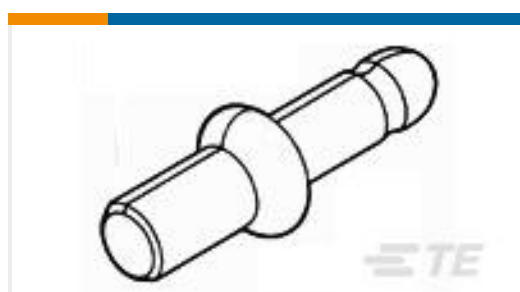
TE Part #1-1705950-2
Modular Jack SE, 6/4, Gold flash




TE Part #3-1393240-6
RT33L048




TE Part #1586892-3
03P UMNL HDR ASSY R/A, GW V0



TE Part #61097-1
.058 DIA PIN L/P



TE Part #2340928-2
DAKOTA TOP COVER



TE Part #2340929-2
DAKOTA TOP FRAME

Documents



Product Drawings

03P UMNL PIN HDR 94VO NDH

English

CAD Files

3D PDF

3D

Customer View Model

[ENG_CVM_CVM_1586162-1_O.2d_dxf.zip](#)

English

Customer View Model

[ENG_CVM_CVM_1586162-1_O.3d_igs.zip](#)

English

Customer View Model

[ENG_CVM_CVM_1586162-1_O.3d_stp.zip](#)

English

By downloading the CAD file I accept and agree to the [Terms and Conditions](#) of use.

Product Specifications

Application Specification

English

Product Environmental Compliance

TE Material Declaration

English

Agency Approvals

CSA Certificate

English