SYMBOL DEFINITION		MISSING NUMBERS
A DIMENSION WITHOUT AN INSPECTION REPORT SYMBOL (□) DOES NOT REQUIRE INSPECTION. IT MAY BE CONTROLLED ON AN INDIVIDUAL COMPONENT DRAWING.	TOTAL NO. OF SYMBOLS ON DRAWING: 22	
	LAST NO. USED: 22	

DWG STATUS DATE	STS	REL	N/P	DHR	ZONE	REVISION HISTORY	AUTH	DR	APVD 1	APVD 2
15SEP9	R	01	-	-	-	CLEANED REV COLUMN; ALL PARTS - (41.86) WAS 41.86; (19.4) WAS 19.40, (23.5) WAS 23.50 AND REMOVED LABEL 4.1 NEWTONS MINIMUM RETENTION	196722	FMO	AUB	GO
31AUG0	R	02	-	-	-	ALL PARTS - REVISED DRAWING NAME	203006	JAN	AUB	AH
18SEP1	R	03	-	-	-	ALL PARTS - REVISED NOTES	213548	JAR	JAR	AJH
25JN07	R	04	-	-	-	15317307 - CONN COLOR WAS NATURAL	401773	JBD	JAW	DGI

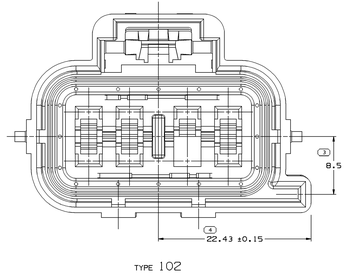

TYPE 102
SAME AS TYPE 101
EXCEPT AS SHOWN

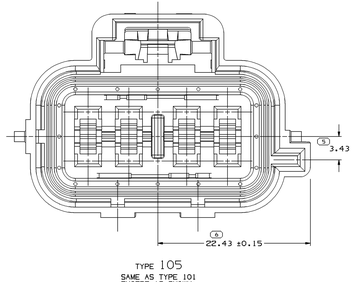

TYPE 105
SAME AS TYPE 101
EXCEPT AS SHOWN

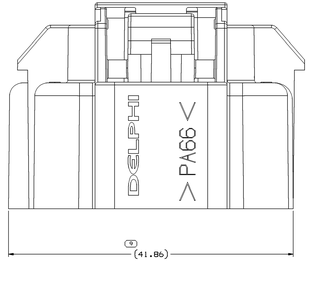

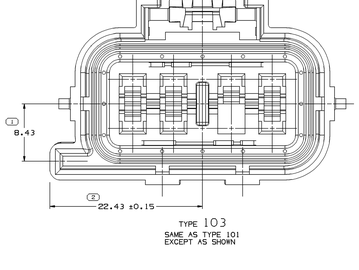

TYPE 103
SAME AS TYPE 101
EXCEPT AS SHOWN

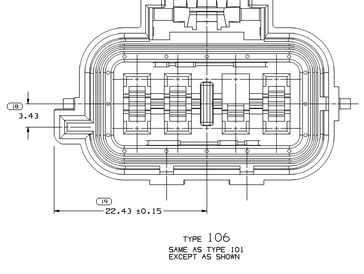

TYPE 106
SAME AS TYPE 101
EXCEPT AS SHOWN

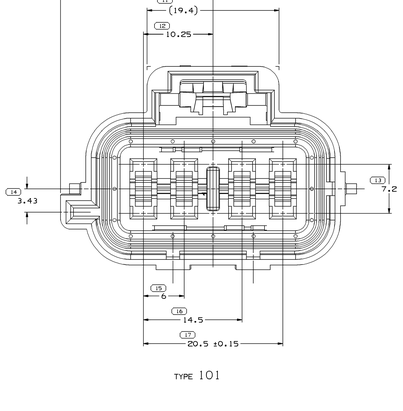

TYPE 101

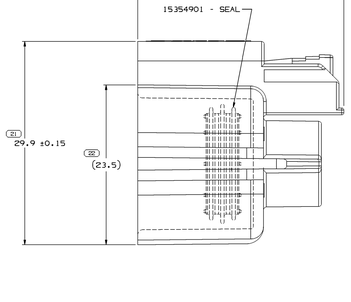

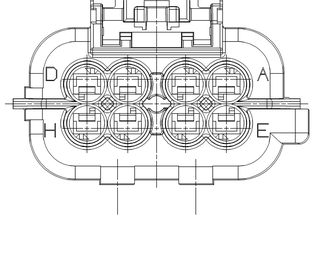

TYPE 104
SAME AS TYPE 101
EXCEPT AS SHOWN

NOTES

1. UNLESS OTHERWISE SPECIFIED AND/OR INDICATED:

   DIMENSIONS ARE TO FACE OF VIEW SHOWN AND AUTOMATICALLY ROUNDED BY COMPUTER FOR INSPECTION (SEE MATH MODEL FOR PRECISE DIMENSIONS). FOR ALL OTHER DIMENSIONS NOT SHOWN BUT REQUIRED FOR TOOL BUILD, SEE MATH MODEL FOR PRECISE TOOL PATH DATA.

3. THIS PART ACCEPTS THE FOLLOWING COMPONENTS OR EQUIVALENT:

   CAVITIES TO ACCEPT 15304715, 15304716 & 15304717 TERMINAL OR EQUIVALENT.

2. REFERENCE MATING COMPONENTS OR EQUIVALENT:

   BUSS CONNECTOR - 15304995
   TERMINAL POSITION ASSURANCE (TPA) - 15317301

4. SEALING CODE - TBD

PART NO	REV	N/P	STATUS	TYPE	COLOR	CAVITIES	CONNECTOR	MATING COMPONENT
15317309	B3	-	-	106	PURPLE	C	15317300	15304995
15317308	B3	-	-	105	BROWN	-	15305599	15304995
15317307	G3	-	-	104	CREAM	B,C,D,F	15305598	15304995
15317306	B3	-	-	103	BLACK	G	15305597	15304995
15317305	B3	-	-	102	MED GRAY	G	15305596	15304995
15317304	B3	-	-	101	BLUE	-	15305595	15304995

DRAWING NUMBER 15317311
SIZE A1x3 | SCALE 5:1 | FRAME NO 2 OF 2 | SHEET NO 1 OF 1 | REV R | PCN 04 | N/P -

DWG TYPE: PART DRAWING
STYLE:
VOLUME CONT: | SYSTEM CODE: D

UNLESS OTHERWISE SPECIFIED

THIS DOCUMENT IS IN ACCORDANCE WITH ASME Y14.100-1998 AS CONTAINED IN THE GLOBAL DIMENSIONING AND TOLERANCING STANDARD (GDTS). THE GDTS DEFINES THE DIMENSIONS AND RELATED DATUMS WHICH WILL BE USED TO DEVELOP FORM, FIT AND FUNCTION GAGES. THE GDTS DEFINES THE DIMENSIONS TO BE USED FOR INTERCHANGEABILITY OF MATING TOLERANCES. THE GDTS DOES NOT DEFINE THE PROCESS TO BE USED TO ACHIEVE THE DIMENSIONS OF A PART. ALL DIMENSIONS ARE IN MILLIMETERS

(21) PROCESS SENSITIVE DIMENSION

DIMENSIONS ENCLOSED IN ( ) INDICATE REFERENCE DIMENSIONS, NO AS TOLERANCE LIMITS ARE ESTABLISHED

REFERENCE

ATMOSPHERICAL ROOM (MM)										
FROM	0	3	30	6	10	>100	>150	>200	>300	>400
TO	3	30	6	10	100	150	200	300	400	600
TOLERANCE UNLESS OTHERWISE SPECIFIED										
±0.15	±0.20	±0.25	±0.30	±0.35	±0.40	±0.45	±0.50	±1	±1.2	
ANGULAR TOLERANCE ±0°										

THIRD ANGLE PROJECTION

DO NOT SCALE

GRID MATH DATA

DELPHI
DELPHI PACKARD ELECTRICAL/ELECTRONIC ARCHITECTURE
WARREN, OH

		DATE
DR		
APVD1	C. RAMIREZ	07MR97
APVD2	J. VAZQUEZ S.	1MR97
APVD3	G. GRANTES	20MR97
APVD4		
APVD5		

SUBSTANCES OF CONCERN: NO RECYCLED CONTENT PER DELPHI (2MH50)

DESCRIPTION: SEE DRAWING

DRAWING NAME: TAXI ASM CONN F GT 280 SLD

DRAWING NUMBER: 15317311
SIZE A1x3 | SCALE 5:1 | FRAME NO 2 OF 2 | SHEET NO 1 OF 1 | REV R | PCN 04 | N/P -

15317311