




DDR2 SO DIMM

TE Internal #: 1565917-4

SO DIMM Sockets, Double Data Rate (DDR) 2, Stack Height .205 in [5.2 mm], Right Angle Module Orientation, Surface Mount Mount, DDR2 SO DIMM

[View on TE.com >](#)

Connectors > Socket Connectors > Memory Sockets > SO DIMM Sockets > DDR2 SO DIMM Sockets



DRAM Type: **Double Data Rate (DDR) 2**

Stack Height: **5.2 mm [ .205 in ]**

Module Orientation: **Right Angle**

PCB Mounting Style: **Surface Mount**

Connector System: **Cable-to-Board**

[All DDR2 SO DIMM Sockets \(30\)](#)

**Features**

**Product Type Features**

DRAM Type	Double Data Rate (DDR) 2
Connector System	Cable-to-Board
Sealable	No
Connector & Contact Terminates To	Printed Circuit Board
Product Type	Socket

**Configuration Features**

Number of Bays	2
Center Key	None
Number of Keys	1
Module Orientation	Right Angle
Number of Positions	200
Number of Rows	2
Keying	Standard



### Electrical Characteristics

DRAM Voltage	1.8 V
--------------	-------

### Signal Characteristics

SGRAM Voltage	1.8 V
---------------	-------

### Body Features

Ejector Location	Both Ends
Latch Material	Stainless Steel
Latch Plating Material	Tin
Module Key Type	SGRAM
Ejector Type	Locking
Connector Profile	Standard

### Contact Features

Socket Style	SO DIMM
PCB Contact Termination Area Plating Material	Gold Flash
Contact Base Material	Copper Alloy
Contact Mating Area Plating Material	Gold Flash
Contact Current Rating (Max)	.5 A
Socket Type	Memory Card

### Termination Features

Insertion Style	Cam-In
-----------------	--------

### Mechanical Attachment

PCB Mount Retention	With
PCB Mount Retention Type	Solder Peg
PCB Mounting Style	Surface Mount
Connector Mounting Type	Board Mount

### Housing Features

Centerline (Pitch)	.6 mm [.024 in]
Housing Color	Black
Housing Material	High Temperature Thermoplastic

### Dimensions

Stack Height	5.2 mm [.205 in]
--------------	------------------



Row-to-Row Spacing 6.2 mm[.244 in]

**Usage Conditions**

Operating Temperature Range -55 – 85 °C[-67 – 185 °F]

**Operation/Application**

Circuit Application Power

**Industry Standards**

UL Flammability Rating UL 94V-0

**Packaging Features**

Packaging Method Tape & Reel

Packaging Quantity 150

**Product Compliance**

[For compliance documentation, visit the product page on TE.com>](#)

EU RoHS Directive 2011/65/EU Compliant

EU ELV Directive 2000/53/EC Compliant

China RoHS 2 Directive MIIT Order No 32, 2016 No Restricted Materials Above Threshold

EU REACH Regulation (EC) No. 1907/2006  
 Current ECHA Candidate List: JUNE 2022 (224)  
 Candidate List Declared Against: JAN 2022 (223)  
 SVHC > Threshold:  
 Not Yet Reviewed

Halogen Content Low Halogen - Br, Cl, F, I < 900 ppm per homogenous material. Also BFR/CFR/PVC Free

Solder Process Capability Reflow solder capable to 260°C

**Product Compliance Disclaimer**

This information is provided based on reasonable inquiry of our suppliers and represents our current actual knowledge based on the information they provided. This information is subject to change. The part numbers that TE has identified as EU RoHS compliant have a maximum concentration of 0.1% by weight in homogenous materials for lead, hexavalent chromium, mercury, PBB, PBDE, DBP, BBP, DEHP, DIBP, and 0.01% for cadmium, or qualify for an exemption to these limits as defined in the Annexes of Directive 2011/65/EU (RoHS2). Finished electrical and electronic equipment products will be CE marked as required by Directive 2011/65/EU. Components may not be CE marked. Additionally, the part numbers that TE has identified as EU ELV compliant have a maximum concentration of 0.1% by weight in homogenous materials for lead, hexavalent chromium, and mercury, and 0.01% for cadmium, or qualify for an exemption to these limits as defined in the Annexes of Directive 2000/53/EC (ELV). Regarding the REACH Regulation, the information TE provides on SVHC in articles for this part number is based on the latest European Chemicals Agency (ECHA) 'Guidance on requirements for substances in articles' posted at this URL: <https://echa.europa.eu/guidance-documents/guidance-on-reach>




## Compatible Parts



TE Part # 2309407-1  
DDR4 SODIMM 260P 4.0H STD

## Also in the Series | **DDR2 SO DIMM**



SO DIMM Sockets(24)

## Customers Also Bought



TE Part #1-1879363-3  
THS75 220R 5%



TE Part #7-1879022-1  
SMF3 270K 5%



TE Part #1558661-4  
T9GV1L14-15



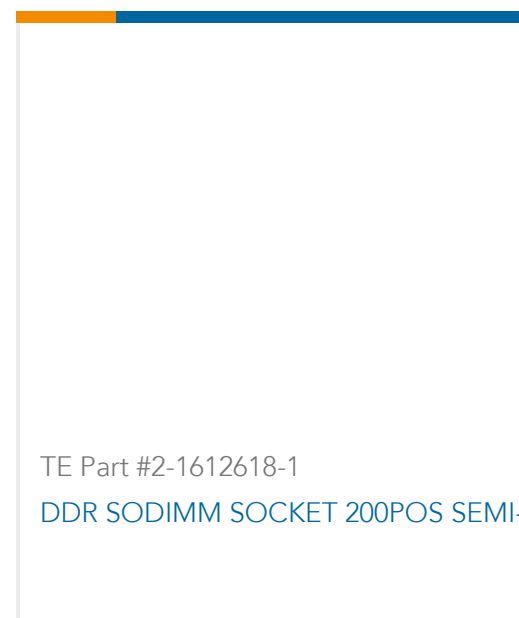
TE Part #8-34067-1  
PG BUTT SPLC 22-16COMM22-18MIL



TE Part #7-1393640-2  
V42254B2201B200=PC612 FEDERLEI



TE Part #223008-2  
FB-5R,ASY,060,SIG,REC,EN,3.55



TE Part #2-1612618-1  
DDR SODIMM SOCKET 200POS SEMI-

## Documents

### Product Drawings

[EMBOSS ASSY DDR2 SODIMM SOCKET 200P 5.2H](#)

English

### CAD Files



### Customer View Model

[ENG\\_CVM\\_CVM\\_1565917-4\\_D1.2d\\_dxf.zip](#)

English

[3D PDF](#)

3D

### Customer View Model

[ENG\\_CVM\\_CVM\\_1565917-4\\_D1.3d\\_igs.zip](#)

English

### Customer View Model

[ENG\\_CVM\\_CVM\\_1565917-4\\_D1.3d\\_stp.zip](#)

English

By downloading the CAD file I accept and agree to the [Terms and Conditions](#) of use.

## Product Specifications

[Application Specification](#)

English

## Product Environmental Compliance

[MD\\_1565917-4\\_110420141055\\_dmtec](#)

English

[MD\\_1565917-4\\_110420141055\\_dmtec](#)

English