SYMBOL DEFINITION		MISSING NUMBERS
THE NUMBER INSIDE THE SYMBOL (_) CORRESPONDS TO THE NUMBER ON THE INSPECTION REPORT FOR THIS DRAWING/PART NUMBER	TOTAL NO. OF SYMBOLS ON DRAWING: 9	
	LAST NO. USED: 10	

KEY PRODUCT CHARACTERISTIC SYMBOLS (◊,⊘) INDICATE PRODUCT CHARACTERISTICS THAT REQUIRE SPECIAL CARE, DOCUMENTATION, AND ACCEPTANCE CRITERIA PER GM 1805 ON AND DELPHI PACKARD ELECTRIC SYSTEMS PROCEDURES.

KEY PRODUCT CHARACTERISTICS

⊘ SAFETY/COMPLIANCE ◊ FIT/FUNCTION

TOTAL ON DRAWING	1
LAST NUMBER USED	1

DWG STATUS DATE	SIZE	REV	N/P	CHG	ZONE	REVISION HISTORY	AUTH	DR	APVD 1	APVD 2
16FE99	R	01	-	-		TAXI PART DRAWING CREATED	990012	LMB	LMB	KB
16AU99	R	02	-	-		UPDATED DRAWING	193999	ALS	VR	PP
28FE00	R	03	-	-		ADDED NOTE	198833	ALS	ALS	BL
20FE01	R	04	-	-		15319095 & 15329094 - CREATED FORD FORMAT PRINT	205110	AK	AK	EN
20FE01	R	05	-	-		ALL PARTS - REVISED THREAD DEPTH TOLERANCE	207158	AK	AK	RB
12MR01	R	06	-	-		ALL PARTS - RELAXED TOLERANCES & REVISED NOTES 15319095 & 15319096 - UPDATED FORD PRINT	207765	AK	AK	RB
19AP01	R	07	-	-		15319094 - ADDED TO FORD PRINT	208680	AK	AK	EN
23AP01	R	08	-	-		ALL PARTS - ADDED NOTE #5 AND REVISED	209010	JS	JS	RB
23MY01	R	09	-	-		15319094, 15319095, 15319096 - REVISED FORD DRAWING	209863	AK	AK	EN
12MR02	R	10	-	-		ALL PARTS - INSERT WAS 15329004	221350	TMP	TMP	RB
20JA04	R	11	-	-		15487151 - RELEASED PER EWO AITHD AND WO# 219545	250277	ESF	RCH	WMS
30MR04	R	12	-	-		15487151 - REVISED GRAPHICS AS PER EWO AITHD AND WO #219545	252816	LEG	LEG	WS
02AU04	R	13	-	-		ALL PARTS - RELAXED TOLERANCES 15487151 - OPT CONST ADDED	257565			

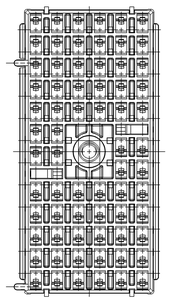

TYPE 102
SAME AS TYPE 101
EXCEPT AS SHOWN

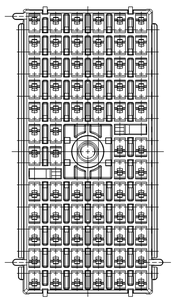

TYPE 103
SAME AS TYPE 101
EXCEPT AS SHOWN

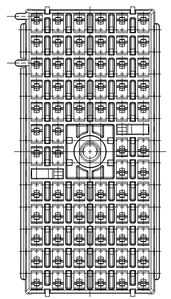

TYPE 104
SAME AS TYPE 101
EXCEPT AS SHOWN

TYPE 105
SAME AS TYPE 101
EXCEPT AS SHOWN

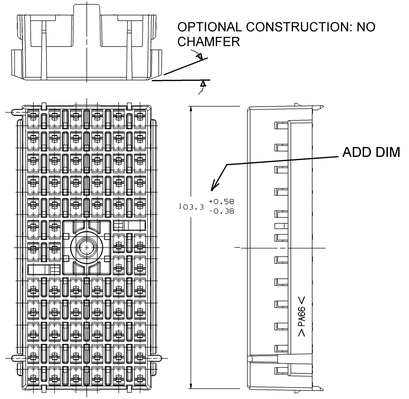

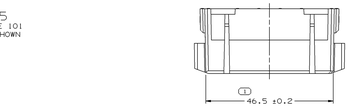

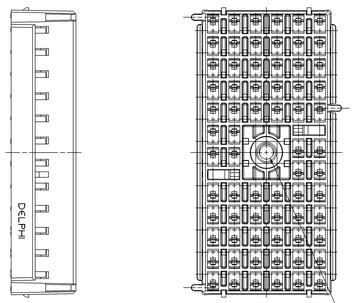

TYPE 101

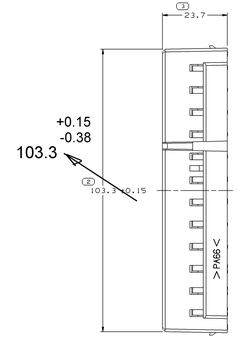

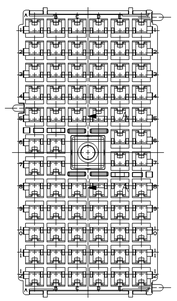

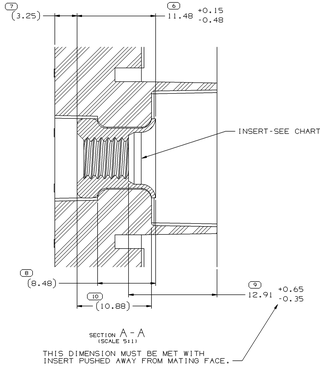

SECTION A - A
(SCALE 5:1)

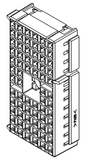

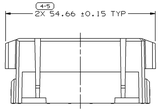

NOTES:

1. UNLESS OTHERWISE SPECIFIED AND/OR INDICATED:
   DIMENSIONS ARE TO FACE OF VIEW SHOWN AND AUTOMATICALLY ROUNDED BY COMPUTER FOR INSPECTION. (SEE MATH MODEL FOR PRECISE DIMENSION)
   FOR ALL OTHER DIMENSIONS NOT SHOWN BUT REQUIRED FOR TOOL BUILD, SEE MATH MODEL FOR PRECISE TOOL PATH DATA.

2. MATING COMPONENTS:
   SECONDARY LOCK 15328852 OR EQUIVALENT
   LOWER HOUSING 15329043 OR EQUIVALENT
   TERMINAL 12129425 OR EQUIVALENT

3. INSERT PUSHOUT TO MEET A MINIMUM OF 800N.

4. FOR MATING CONFIGURATION REQUIREMENTS SEE TAXI DRAWING 15359217

5. ASSEMBLY MAY BE BUILT USING OPTIONAL INSERT 15411141.

02AA AJ AH

PART NO	REV	N/P	STATUS	TYPE	MATERIAL SPECIFICATION AND COLOR	INSERT NUMBER	CONNECTOR NUMBER
15487151	02	AA		105	M3592025 PA66 HS IM GRA MD	15410323	15484013
15319894	02	AH		104	M3592002 PA66 HS IM NAT	15410323	15329009
15319895	02	AJ		103	M3592025 PA66 HS IM GRA MD	15410323	15329008
15319896	02	AB		102	M3592001 PA66 HS IM BLK	15410323	15329007
15319897	02	AB		101	M3592012 PA66 HS IM GRA LT	15410323	15329006

R 0.1 MAX
R 0.2 MAX
SHARP CORNER TOLERANCE

DIMENSIONAL RANGE (MM)	0	>3	>6	>30	>70	>100	>150	>200	>250	>300
ITEM	3	6	30	70	100	150	200	250	300	400
TOLERANCE UNLESS OTHERWISE SPECIFIED	±0.15	±0.2	±0.25	±0.3	±0.4	±0.5	±0.6	±0.7	±0.8	±1.0

ANGULAR TOLERANCE ±2°

(S) PROCESS SENSITIVE DIMENSION

DIMENSIONS ENCLOSED IN ( ) INDICATE REFERENCE DIMENSIONS AND NO TOLERANCE LIMITS ARE ESTABLISHED.

THIRD ANGLE PROJECTION

DO NOT SCALE

USE MATH DATA

ALL DIMENSIONS ARE IN MILLIMETERS

REFERENCE

DWG TYPE	
STYLE	PART DRAWING
VOLUME (CM³)	SYSTEM CODE
ROUTING	6/900

UNLESS OTHERWISE SPECIFIED

THIS DOCUMENT IS IN ACCORDANCE WITH ASME Y14.5M-1994 UNLESS OTHERWISE SPECIFIED. ALL DIMENSIONS AND TOLERANCES INCLUDE ALL COATINGS OR FINISHES OF FEATURES MAY BE SHARED TEMPORARILY REGARDLESS OF DATUM REFERENCES.

		DATE
DR	LOUIS M. BASKIN	16FE99
APVD1	LOUIS M. BASKIN	16FE99
APVD2	LOUIS M. BASKIN	16FE99
APVD3	KARL GRZENA	10MR99
APVD4		
APVD5		

SUBSTANCES OF CONCERN AND RECYCLED CONTENT PER DELPHI (DP4900)

MATERIAL: SEE CHART

DRAWING NAME: TAXI ASM CONN 68 F M/P 280 N/A

DELPHI
DELPHI PACKARD ELECTRIC SYSTEMS
WARREN, OH

DRAWING NUMBER: 15328617

SIZE	SCALE	FRAME NO	SHEET NO	STG	REV	N/P
A1x3	2:1	2 OF 2	1 OF 1	R	12	-

TEMPORARY PRODUCTION PRINT
See electronic approvals of ECN

ECN: **257565**

DRAWING NUMBER: 15328617

SIZE	SCALE	FRAME NO	SHEET NO	STG	REV	N/P
A1x3	2:1	2 OF 2	1 OF 1	R	12	-

15328617