SYMBOL DEFINITION		
A DIMENSION WITHOUT AN INSPECTION REPORT SYMBOL (□) DOES NOT REQUIRE INSPECTION. IT MAY BE CONTROLLED ON THE INDIVIDUAL COMPONENT DRAWING.	TOTAL NO OF INSPECTIONS REQUIRED	17
	LAST NO. USED	13

MISSING SYMBOLS
NO MISSING SYMBOL NUMBER

DWG STATUS					ZONE	REVISION HISTORY	AUTH	DR	APVD 1	APVD 2
DATE	STS	REV	N/P	CHG						
01JL03	R	01	-	-		ALL PARTS - RELEASED	242938	RDH	RDH	GMC
16JL03	R	02	-	-		ALL PARTS - UPDATED PDM ATTRIBUTES	243524	RDH	RDH	GMC
25AU04	R	03	-	-		ALL PARTS - ADDED STACK ANALYSIS VIEW	257699	AK	AK	JDD
23MY05	R	04	-	-		15473843 - MAT'L SPEC W4S M35R2002	268550	MDH	JAK	MGP
13DE07	R	05	-	-		ALL PARTS - ADDED APPLICATION DATA NOTE, APPEARANCE ITEM NOTE & RECYCLING CODE LABEL, REMOVED MATING COMPONENTS NOTE AND REVISED MAT'L CALLOUT TO GENERIC CALLOUT	481129	ACB	CYV	JDS

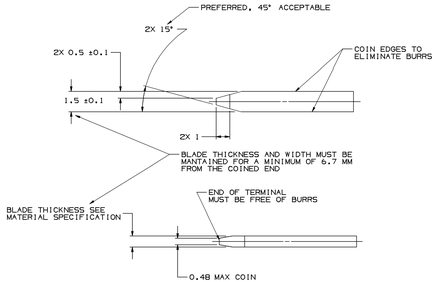

MATERIAL SPECIFICATIONS

RECOMMENDED

BASE METAL - CDA-210, EXTRA SPRING TEMPER

PLATING - 0.005±0.0025 MM THICK TIN

MINIMUMS

ELECTRICAL CONDUCTIVITY = ≥20% IACS AT 20°C. USE OF A MATERIAL WITH CONDUCTIVITY < 20% IACS MUST BE APPROVED BY PACKARD ELECTRIC MATERIALS ENGINEERING.

TENSILE STRENGTH - 407 MPa

PLATING - FOR LOW ENERGY (≤5v) AND NON-PASSENGER COMPARTMENT POWER CIRCUITS, 0.005±0.0025 MM THICK TIN. FOR MATERIALS CONTAINING 10% OR MORE ZINC, AN UNDERPLATE OF COPPER 0.005±0.0025 MM THICK IS REQUIRED.

BLADE THICKNESS

UNPLATED = 0.813 ± 0.025
TIN PLATED = 0.823 ± 0.03

MATING BLADE INFORMATION

SCALE 10:1

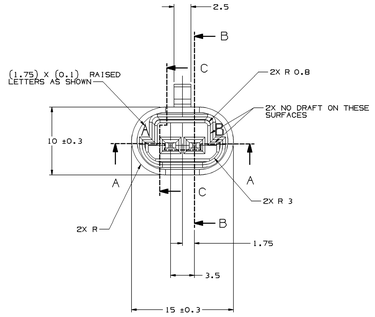

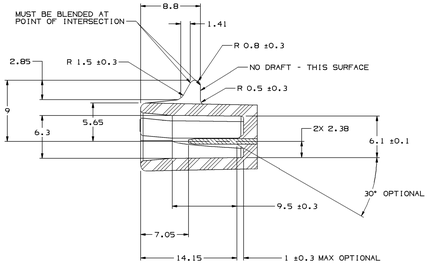

SECTION B-B

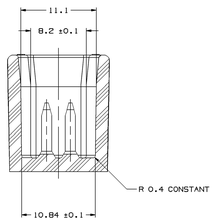

SECTION A-A

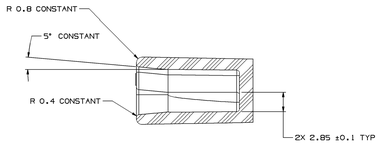

SECTION C-C

MATING CONNECTOR INFORMATION

NOTES

1. UNLESS OTHERWISE SPECIFIED AND/OR INDICATED:

   DIMENSIONS ARE TO FACE OF VIEW SHOWN AND AUTOMATICALLY ROUNDED BY COMPUTER FOR INSPECTION. (SEE MATH MODEL FOR PRECISE DIMENSIONS.) FOR ALL OTHER DIMENSIONS NOT SHOWN BUT REQUIRED FOR TOOL BUILD, SEE MATH MODEL FOR PRECISE TOOL PATH DATA.
   ALL RADII 0.4
   DRAFT IS 1° ON ALL OUTSIDE SURFACES

2. TERMINALS MUST WITHSTAND A MINIMUM PUSHOUT FORCE OF 67N.
3. WHEN USING THIS INFORMATION FOR A NEW DESIGN, REQUEST THE LATEST COPY OF THIS PRINT FROM PACKARD ELECTRIC DIVISION.
4. RECOMMENDED MATERIAL - GLASS REINFORCED NYLON OR POLYESTER.

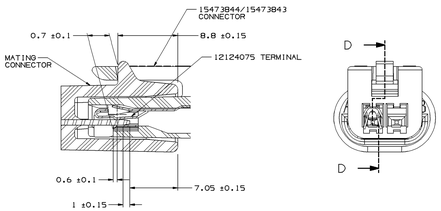

TERMINAL OVER TRAVEL 0.85 ± 0.65

SECTION D-D

STACK ANALYSIS VIEW

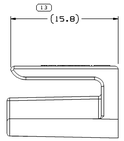

TYPE 102
SAME AS TYPE 101
EXCEPT AS SHOWN

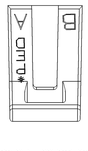

OPTIONAL CONSTRUCTION

1 ASTERISK (*) INDICATES 150.2 TERMINAL CAVITIES. MAY BE LOCATED ON ANY EXTERIOR SURFACE VISIBLE AT FINAL ASSEMBLY.

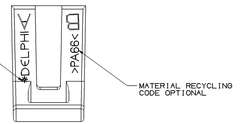

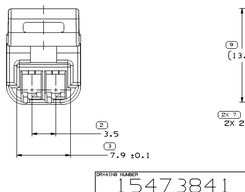

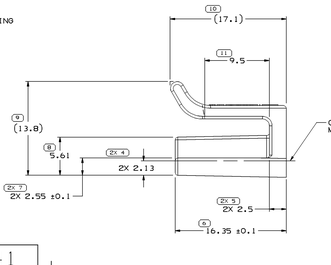

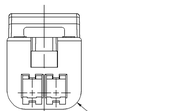

NOTES

1. UNLESS OTHERWISE SPECIFIED AND/OR INDICATED:

   DIMENSIONS ARE TO FACE OF VIEW SHOWN AND AUTOMATICALLY ROUNDED BY COMPUTER FOR INSPECTION (SEE MATH MODEL FOR PRECISE DIMENSIONS). FOR ALL OTHER DIMENSIONS NOT SHOWN BUT REQUIRED FOR TOOL BUILD, SEE MATH MODEL FOR PRECISE TOOL PATH DATA.

2. MATERIAL RECYCLING CODE PER ISO 11469. (1.5)X(0.1) CHARACTERS AS SHOWN TO BE LOCATED ON ANY EXTERIOR SURFACE.
3. (1.5)X(0.1) DELPHI CORPORATE BRAND TO BE LOCATED ON ANY EXTERIOR SURFACE, PREFERABLY VISIBLE AT FINAL ASSEMBLY. OPTIONAL CONSTRUCTION FOR EXISTING TOOLING MAY BE "PED".
4. THIS PRODUCT IS NOT CATEGORIZED AS AN APPEARANCE ITEM. MINOR IMPERFECTIONS INCLUDING, BUT NOT LIMITED TO, FLOW MARKS, COLOR BLEMISHES, GATE VESTIGE, AND SOFT FLASH THAT DO NOT AFFECT THE FIT, FORM, OR FUNCTION OF THE PART ARE PERMISSIBLE PER NAP 4.10-18.
5. FOR APPLICATION DATA SEE THE INDIVIDUAL APPLICATION DRAWINGS.

VIEW SCALE DOES NOT REFLECT ACTUAL PART SIZE

15473844	01	AC	POLYAMIDE COMPOUND GREEN	102	0.796
15473843	02	AA	POLYAMIDE COMPOUND CREAM	101	0.849
PART NO	REV	N/P	MATERIAL SPECIFICATION AND COLOR	TYPE	VOL CM³

DRAWING NUMBER								
15473841								
SIZE	SCALE	SHEET NO	SHEET NO	REV	CHG
A1x3	5:1	2 OF 2	1 OF 1	R	05	-

DWG TYPE	PART DRAWING
STYLE	
VOLUME CONT	SYSTEM CODE D

UNLESS OTHERWISE SPECIFIED

THIS DOCUMENT IS IN ACCORDANCE WITH ASME Y14.100-1994 AS MODIFIED BY DELPHI GLOBAL STANDARDS ASME Y14.100 SUPPLEMENT. THIS DOCUMENT DEFINES FEATURES BY METHODS DEFINED/ESTABLISHED BY SYSTEM REFERENCES.

ALL DIMENSIONS ARE IN MILLIMETERS

REFERENCE

(6) PROCESS SENSITIVE DIMENSION

DIMENSIONS ENCLOSED IN () INDICATE REFERENCE DIMENSIONS, NO 4G TOLERANCE LIMITS ARE ESTABLISHED

ALL DECIMALS																	
FRACTIONS	±1/2	±1/4	±1/8	±1/16	±1/32	±1/64	±.1	±.01	±.001	±.0001	±.1°	±.5°	±1°	±2°	±3°	±5°	±10°
±.5	±.25	±.125	±.063	±.031	±.016	±.008	±.4	±.2	±.1	±.05	±.02	±.01	±.005	±.002	±.001	±.0005	±.0002

TOLERANCE UNLESS OTHERWISE SPECIFIED
(10/15) (20/X) (30/X) (40/X) (50/X) (60/X) (70/X) (80/X) (90/X) (100/X)
ANGULAR TOLERANCE ±2°

THIRD ANGLE PROJECTION

DO NOT SCALE

SEE MATH DATA

NX

DELPHI

DELPHI PACKARD ELECTRICAL/ELECTRONIC ARCHITECTURE
WARREN, OH

		DATE
DR		
APVD1	R. CHACON	01JL03
APVD2	R. CHACON	01JL03
APVD3	G. MACIAS	07JL03
APVD4		
APVD5		

SUBSTANCES OF CONCERN: NO RECYCLED CONTENT PER DELPHI (PHR02)

MODEL
SEE DRAWING

DRAWING NAME
TAXI CONN F W/P 150.2

DRAWING NUMBER								
15473841								
SIZE	SCALE	SHEET NO	SHEET NO	REV	CHG
A1x3	5:1	1 OF 2	1 OF 1	R	05	-

15473841