

1546306-6 ✓ ACTIVE

Buchanan

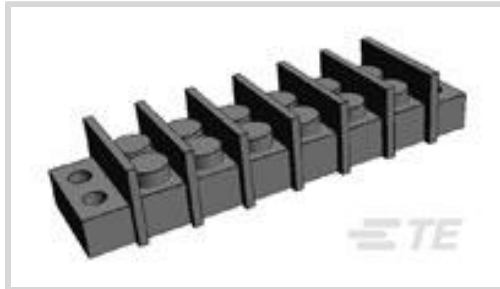
TE Internal #: 1546306-6

Barrier Strips, Dual Barrier, Non-Feed Through, Wire-to-Wire, 6  
Position, 9.53 mm [.375 in] Centerline, 2 Row, 300 V, 22 – 12 AWG  
Wire Size

[View on TE.com >](#)



Connectors > Terminal Blocks & Strips > Barrier Strips



Barrier Strip Style: **Dual Barrier**

Bottom Termination Type: **Non-Feed Through**

Connector System: **Wire-to-Wire**

Number of Positions: **6**

Centerline (Pitch): **9.53 mm [.375 in]**

## Features

### Product Type Features

Product Type	Barrier Strip
Block Style	Flat
Connector System	Wire-to-Wire
Connector & Contact Terminates To	Wire & Cable

### Configuration Features

Number of Levels	1
Number of Positions	6
Number of Rows	2

### Electrical Characteristics

Current Rating (Max)	20 A
Voltage Rating	300 V

### Body Features

Color	Black
Barrier Strip Style	Dual Barrier

### Contact Features

Terminal Material	Brass
Terminal Plating Material	Tin
Contact Current Rating (Max)	20 A



### Termination Features

Bottom Termination Type	Non-Feed Through
-------------------------	------------------

### Mechanical Attachment

Mounting Angle	Vertical
Mounting Insert	Without
Screw Plating Material	Nickel
Screw Material	Steel
Mounting Options	End Mounting Ears
Mounting Ears	With
Screw Size	6-32
Connector Mounting Type	Panel Mount

### Housing Features

Housing Material	Thermoplastic
Centerline (Pitch)	9.53 mm [.375 in]

### Dimensions

Length	74.2 mm [2.92 in]
Wire Size	.3 – 3 mm <sup>2</sup>

### Usage Conditions

Operating Temperature Range	-40 – 120 °C [-40 – 248 °F]
-----------------------------	-----------------------------

### Operation/Application

Circuit Application	Power
---------------------	-------

### Industry Standards

UL Flammability Rating	UL 94V-0
------------------------	----------

### Packaging Features

Packaging Quantity	100
Packaging Method	Carton

### Other

Comment	Other options available upon request, consult our Product Information Center.
---------	---

### Product Compliance

[For compliance documentation, visit the product page on TE.com>](#)

EU RoHS Directive 2011/65/EU	Compliant
EU ELV Directive 2000/53/EC	Compliant
China RoHS 2 Directive MIIT Order No 32, 2016	No Restricted Materials Above Threshold
EU REACH Regulation (EC) No. 1907/2006	Current ECHA Candidate List: JUNE 2022 (224) Candidate List Declared Against: JAN 2022 (223) SVHC > Threshold: Not Yet Reviewed
Halogen Content	Low Halogen - Br, Cl, F, I < 900 ppm per homogenous material. Also BFR/CFR/PVC Free
Solder Process Capability	Wave solder capable to 265°C

#### Product Compliance Disclaimer

This information is provided based on reasonable inquiry of our suppliers and represents our current actual knowledge based on the information they provided. This information is subject to change. The part numbers that TE has identified as EU RoHS compliant have a maximum concentration of 0.1% by weight in homogenous materials for lead, hexavalent chromium, mercury, PBB, PBDE, DBP, BBP, DEHP, DIBP, and 0.01% for cadmium, or qualify for an exemption to these limits as defined in the Annexes of Directive 2011/65/EU (RoHS2). Finished electrical and electronic equipment products will be CE marked as required by Directive 2011/65/EU. Components may not be CE marked. Additionally, the part numbers that TE has identified as EU ELV compliant have a maximum concentration of 0.1% by weight in homogenous materials for lead, hexavalent chromium, and mercury, and 0.01% for cadmium, or qualify for an exemption to these limits as defined in the Annexes of Directive 2000/53/EC (ELV). Regarding the REACH Regulation, the information TE provides on SVHC in articles for this part number is based on the latest European Chemicals Agency (ECHA) 'Guidance on requirements for substances in articles' posted at this URL: <https://echa.europa.eu/guidance-documents/guidance-on-reach>

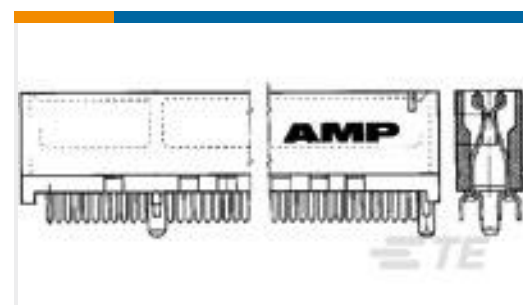
## Compatible Parts



## Customers Also Bought



TE Part #6-2176231-1  
3522 3K3 1% 3W



TE Part #5650090-3  
STANDARD EDGE .050 SERIES 40  
DUAL ASSY



TE Part #3-643821-3  
03P MTA156 CONN ASSY 26AWG LF




TE Part #62718-2  
250 FASTON FLAG REC 22-18 AWG  
TPBR



TE Part #1546306-2  
2P .374" DR BARRIER STRIP



TE Part #323136  
SOLIS SPDFLG 22-16COM22-18MIL6



TE Part #61951-1  
187 FASTON TAB TPBR



TE Part #1055070-1  
2088 1230 02



TE Part #5553636-3  
KIT,HDW,EMI,050/085,STD/METRIC

## Documents

### Product Drawings

[6P .374" DR BARRIER STRIP](#)

English

### CAD Files

Customer View Model

[ENG\\_CVM\\_CVM\\_1546306-6\\_K.2d\\_dxf.zip](#)

English

### 3D PDF

3D

Customer View Model

[ENG\\_CVM\\_CVM\\_1546306-6\\_K.3d\\_igs.zip](#)

English

Customer View Model

[ENG\\_CVM\\_CVM\\_1546306-6\\_K.3d\\_stp.zip](#)

English

By downloading the CAD file I accept and agree to the [Terms and Conditions](#) of use.

## Datasheets & Catalog Pages

1546306-6

Barrier Strips, Dual Barrier, Non-Feed Through, Wire-to-Wire, 6 Position, 9.53 mm [.375 in] Centerline, 2 Row, 300 V, 22 – 12 AWG Wire Size



## BUCHANAN TERMINAL BLOCKS CATALOG - BARRIER STRIPS

English

[1-1773458-2\\_BARRIER\\_STRIPS\\_QUICK\\_REFERENCE\\_GUIDE](#)

English

---

### Product Environmental Compliance

[MD\\_1546306-6\\_062220161413\\_dmtec](#)

English

[MD\\_1546306-6\\_062220161413\\_dmtec](#)

English