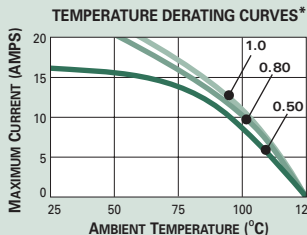
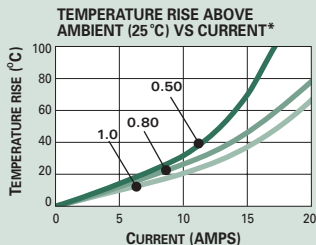




### Sealed System Application Information

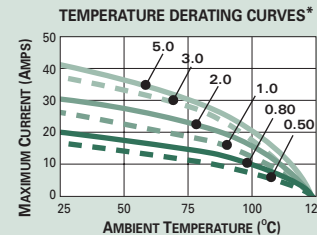
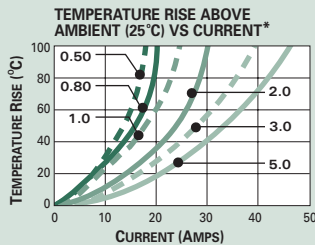
#### GT 150 SERIES TERMINALS-Tin Plated



CABLE RANGE (mm<sup>2</sup>): ..... 0.35-1.0  
 CURRENT RANGE (AMPS): ..... 0-15  
 TEMP RANGE °C: ..... -40 to 125  
 RESISTANCE: ..... <10mΩ@20mV

VOLTAGE DROP: .... <10.0mV/amp  
 CENTERLINE SPACING (mm): ..... 4.5  
 BLADE WIDTH (mm): ..... 1.5

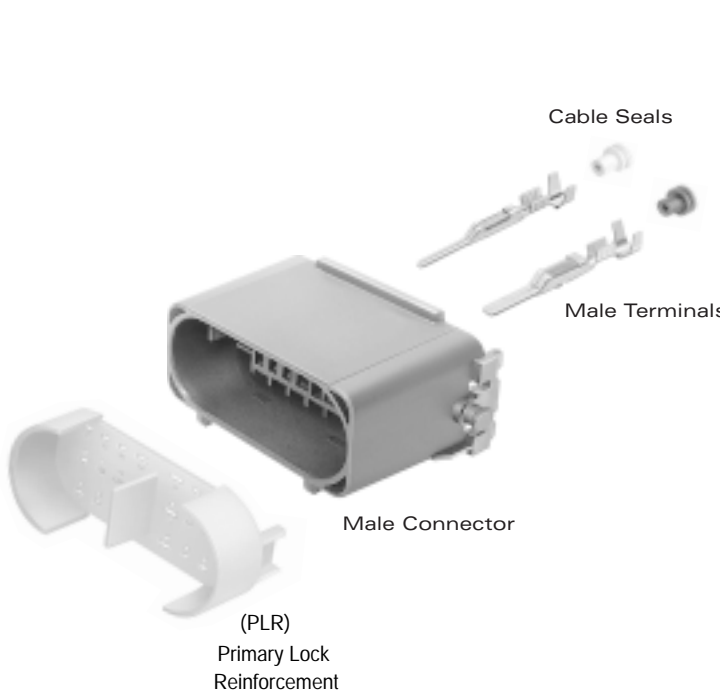
#### 280 SERIES TERMINALS - Tin Plated



CABLE RANGE (mm<sup>2</sup>): ..... 0.35-5.0  
 CURRENT RANGE (AMPS): ..... 0-25  
 TEMP RANGE °C: ..... -40 to 125  
 RESISTANCE: ..... <10mΩ@20mV

VOLTAGE DROP: ..... <4.0mV/amp  
 CENTERLINE SPACING (mm): ..... 6.5  
 BLADE WIDTH (mm): ..... 2.8

\* The test data are based on single circuits in free space and were generated using a "Lumped Resistance" model. This model does not account for all of the variables that would be present in an actual application. For actual product performance, contact your regional support representative at the number listed below.



#### GT 150 MALE TERMINALS SEALED

Part #	Cable Range (mm <sup>2</sup> )	Material	Plating
15326268	0.50-0.35	Tin Brass	Tin
15326269	1.00-0.75	Tin Brass	Tin

#### GT 280 MALE TERMINALS SEALED

Part #	Part #	Cable Range (mm <sup>2</sup> )	Material	Plating
Dia. 5.2 (mm)	Dia. 5.8 (mm)			
15304727	15304730	0.50-0.35	Tin Brass	Tin
15304728	15304731	1.00-0.75	Tin Brass	Tin
-	15304732	3.00-1.50	Tin Brass	Tin
15304729	-	2.00-1.50	Tin Brass	Tin

#### GT 150 CAVITY PLUG\*

Part #	Cavity Diameter	Material	Color
15305171	4.0mm	Silicone	Green

\*Cavity plugs seal unused female and male cavities.

#### GT 280 CAVITY PLUG\*

Part #	Cavity Diameter	Material	Color
12059168	5.2mm	Silicone	Dk. Red
15305170	5.8mm	Silicone	White

\*Cavity plugs seal unused female and male cavities.

#### GT MALE LEVER LOCK CONNECTORS SEALED

# Cavities	Connector	Color	Material	PLR	TPA	Stabilizer
24	15336173	Black	PA66 HS IM 14% GF	15355131	-	-
38	15317380	Black	PA66 HS IM	-	15304903	15304902

#### SECTION NOTES:

- Contact your regional support representative at the number listed below.
- Due to rigid tolerances of connector cavities, it is critical to meet all crimp dimension as specified.