

1565359-1 ✓ ACTIVE

TE Internal #: 1565359-1

PCB Mount Header, Vertical, Board-to-Board, 100 Position, .02 in [.5 mm] Centerline, Gold, Surface Mount, Signal, Black

[View on TE.com >](#)



Connectors > PCB Connectors > PCB Headers & Receptacles



PCB Connector Assembly Type: **PCB Mount Header**

PCB Mount Orientation: **Vertical**

Connector System: **Board-to-Board**

Number of Positions: **100**

Centerline (Pitch): **.5 mm [.02 in]**

Features

Product Type Features

| | |
|-----------------------------------|-----------------------|
| PCB Connector Assembly Type | PCB Mount Header |
| Connector System | Board-to-Board |
| Sealable | No |
| Connector & Contact Terminates To | Printed Circuit Board |

Configuration Features

| | |
|------------------------------|----------|
| Stackable | Yes |
| PCB Mount Orientation | Vertical |
| Number of Positions | 100 |
| Board-to-Board Configuration | Parallel |

Electrical Characteristics

| | |
|---------------------------------------|---------|
| Dielectric Withstanding Voltage (Max) | 500 VAC |
| Insulation Resistance | 2 MΩ |
| Operating Voltage | 250 VAC |

Body Features

| | |
|-----------------------|-------|
| Primary Product Color | Black |
|-----------------------|-------|



Contact Features

| | |
|---|--|
| Contact Layout | Inline |
| PCB Contact Termination Area Plating Material Thickness | .05 – .127 μm [2 – 5 μin] |
| Mating Tab Width | .4 mm[.016 in] |
| Mating Tab Thickness | .2 mm[.008 in] |
| PCB Contact Termination Area Plating Material | Gold |
| Contact Base Material | Copper Alloy |
| Contact Mating Area Plating Material | Gold |
| Contact Mating Area Plating Material Thickness | .05 μm [2 μin] |
| Contact Type | Tab |
| Contact Current Rating (Max) | .5 A |

Termination Features

| | |
|---|----------------|
| Rectangular Termination Post & Tail Thickness | .2 mm[.008 in] |
| Rectangular Termination Post & Tail Width | .6 mm[.024 in] |
| Termination Method to Printed Circuit Board | Surface Mount |

Mechanical Attachment

| | |
|--------------------------|-------------|
| PCB Mount Alignment Type | None |
| PCB Mount Retention Type | None |
| Mating Alignment | Without |
| Mating Alignment Type | None |
| PCB Mount Retention | Without |
| PCB Mount Alignment | Without |
| Connector Mounting Type | Board Mount |

Housing Features

| | |
|--------------------|--------------------------|
| Centerline (Pitch) | .5 mm[.02 in] |
| Housing Material | High heat-resisted resin |

Dimensions

| | |
|--------------|-----------------|
| Stack Height | 4.5 mm[.177 in] |
|--------------|-----------------|

Usage Conditions

| | |
|-----------------------------|--|
| Housing Temperature Rating | High |
| Operating Temperature Range | -30 – 105 $^{\circ}\text{C}$ [-22 – 221 $^{\circ}\text{F}$] |

Operation/Application



| | |
|---------------------|--------|
| Circuit Application | Signal |
|---------------------|--------|

Industry Standards

| | |
|------------------------|----------|
| UL Flammability Rating | UL 94V-0 |
|------------------------|----------|

Packaging Features

| | |
|--------------------|-------------|
| Packaging Quantity | 1000 |
| Packaging Type | Tape & Reel |

Product Compliance

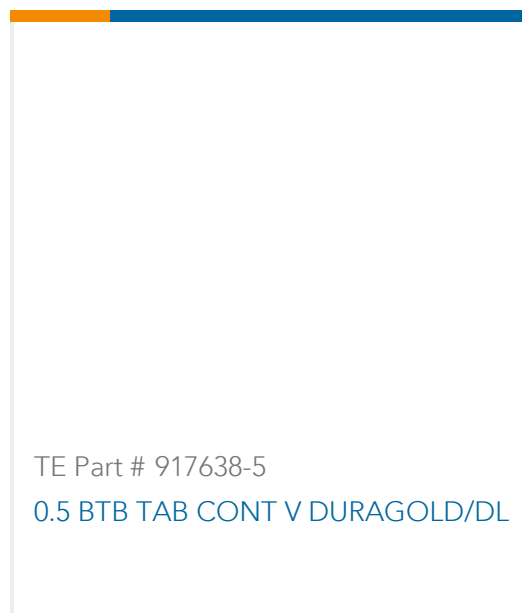
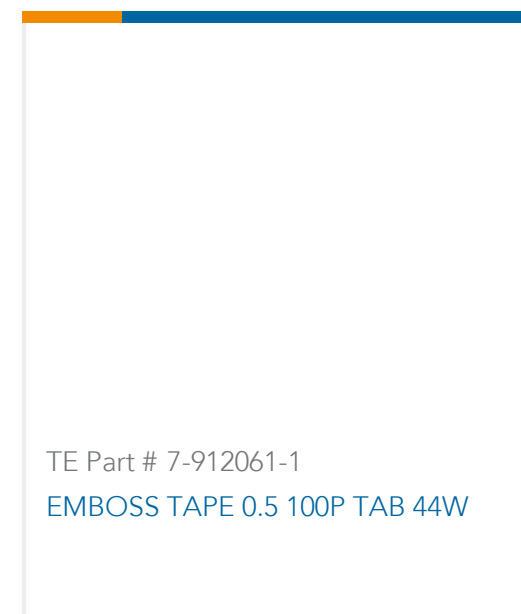
[For compliance documentation, visit the product page on TE.com>](#)

| | |
|---|--|
| EU RoHS Directive 2011/65/EU | Compliant |
| EU ELV Directive 2000/53/EC | Compliant |
| China RoHS 2 Directive MIIT Order No 32, 2016 | No Restricted Materials Above Threshold |
| EU REACH Regulation (EC) No. 1907/2006 | Current ECHA Candidate List: JUNE 2022 (224) Candidate List Declared Against: JAN 2022 (223) SVHC > Threshold: Not Yet Reviewed |
| Halogen Content | Not Low Halogen - contains Br or Cl > 900 ppm. |
| Solder Process Capability | Reflow solder capable to 245°C |

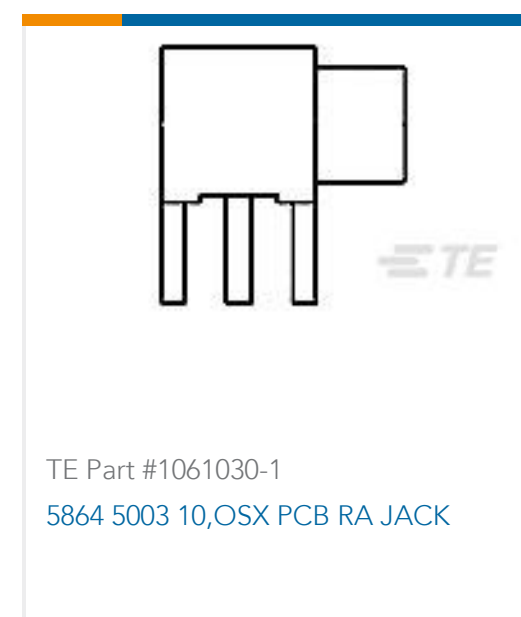
Product Compliance Disclaimer

This information is provided based on reasonable inquiry of our suppliers and represents our current actual knowledge based on the information they provided. This information is subject to change. The part numbers that TE has identified as EU RoHS compliant have a maximum concentration of 0.1% by weight in homogenous materials for lead, hexavalent chromium, mercury, PBB, PBDE, DBP, BBP, DEHP, DIBP, and 0.01% for cadmium, or qualify for an exemption to these limits as defined in the Annexes of Directive 2011/65/EU (RoHS2). Finished electrical and electronic equipment products will be CE marked as required by Directive 2011/65/EU. Components may not be CE marked. Additionally, the part numbers that TE has identified as EU ELV compliant have a maximum concentration of 0.1% by weight in homogenous materials for lead, hexavalent chromium, and mercury, and 0.01% for cadmium, or qualify for an exemption to these limits as defined in the Annexes of Directive 2000/53/EC (ELV). Regarding the REACH Regulation, the information TE provides on SVHC in articles for this part number is based on the latest European Chemicals Agency (ECHA) 'Guidance on requirements for substances in articles' posted at this URL: <https://echa.europa.eu/guidance-documents/guidance-on-reach>

Compatible Parts



Customers Also Bought



Documents

Product Drawings

ON TAPING(EMBOSS)0.5MM PITCH F

English

CAD Files

3D PDF

3D

Customer View Model

ENG_CVM_CVM_1565359-1_C.2d_dxf.zip



English

Customer View Model

[ENG_CVM_CVM_1565359-1_C.3d_igs.zip](#)

English

Customer View Model

[ENG_CVM_CVM_1565359-1_C.3d_stp.zip](#)

English

By downloading the CAD file I accept and agree to the [Terms and Conditions](#) of use.

Datasheets & Catalog Pages

[Fine Pitch Catalog - 0.5mm Fine Stack and Fine Mate Connectors](#)

English

[Stacking Connectors Quick Reference Guide \(English\)](#)

English

Product Specifications

[0.5mm Pitch Fine Mate Conn.](#)

Japanese

[Product Specification](#)

Japanese

Product Environmental Compliance

[TE Material Declaration](#)

English

Instruction Sheets

[Instruction Sheet \(non U.S.\)](#)

English

[0.5/0.8MM PITCH FINE MATE CONN.](#)

English