

1658527-4 ✓ ACTIVE

## AMP-LATCH


TE Internal #: 1658527-4

Ribbon Cable Connectors, Wire-to-Board, 10 Position, .1 in [2.54 mm] Centerline, Insulation Displacement (IDC), 2 Row, Receptacle

[View on TE.com >](#)



Connectors > PCB Connectors > Wire-to-Board Connectors > FFC, FPC & Ribbon Connectors > Ribbon Cable Connectors



Connector System: **Wire-to-Board**

Number of Positions: **10**

Centerline (Pitch): **2.54 mm [ .1 in ]**

Termination Method to Wire & Cable: **Insulation Displacement (IDC)**

Row-to-Row Spacing: **2.54 mm [ .1 in ]**

### Features

#### Product Type Features

Connector Product Type	Connector Assembly
Connector System	Wire-to-Board
Connector & Housing Type	Receptacle
Connector & Contact Terminates To	Wire & Cable

#### Configuration Features

Compatible With Wire & Cable Type	Ribbon Cable
Number of Positions	10
Number of Rows	2

#### Contact Features

Mating Square Post Dimension	.64 mm[.025 in]
Wire Contact Termination Area Plating Thickness	.127 μm[5 μin]
Wire Contact Termination Area Plating Material	Gold Flash
	30 μin
Contact Mating Area Plating Material	Gold



Contact Current Rating (Max)	1 A
------------------------------	-----

### Termination Features

Termination Method to Wire & Cable	Insulation Displacement (IDC)
------------------------------------	-------------------------------

### Mechanical Attachment

Mating Alignment Type	Polarization
-----------------------	--------------

Mating Retention	Without
------------------	---------

Connector Mounting Type	Cable Mount (Free-Hanging)
-------------------------	----------------------------

### Housing Features

Housing Color	Blue
---------------	------

Centerline (Pitch)	2.54 mm[.1 in]
--------------------	----------------

### Dimensions

Row-to-Row Spacing	2.54 mm[.1 in]
--------------------	----------------

### Usage Conditions

Operating Temperature Range	-55 – 125 °C[-67 – 257 °F]
-----------------------------	----------------------------

### Operation/Application

Circuit Application	Signal
---------------------	--------

## Product Compliance

[For compliance documentation, visit the product page on TE.com>](#)

EU RoHS Directive 2011/65/EU	Compliant
------------------------------	-----------

EU ELV Directive 2000/53/EC	Compliant
-----------------------------	-----------

China RoHS 2 Directive MIIT Order No 32, 2016	No Restricted Materials Above Threshold
---	---

EU REACH Regulation (EC) No. 1907/2006	Current ECHA Candidate List: JUNE 2022 (224) Candidate List Declared Against: JAN 2022 (223) SVHC > Threshold: Not Yet Reviewed
--	--

Halogen Content	Not Low Halogen - contains Br or Cl > 900 ppm.
-----------------	--

















Solder Process Capability	Not applicable for solder process capability
---------------------------	--

#### Product Compliance Disclaimer

This information is provided based on reasonable inquiry of our suppliers and represents our current actual knowledge based on the information they provided. This information is subject to change. The part numbers that TE has identified as EU RoHS compliant have a maximum concentration of 0.1% by weight in homogenous materials for lead, hexavalent

chromium, mercury, PBB, PBDE, DBP, BBP, DEHP, DIBP, and 0.01% for cadmium, or qualify for an exemption to these limits as defined in the Annexes of Directive 2011/65/EU (RoHS2). Finished electrical and electronic equipment products will be CE marked as required by Directive 2011/65/EU. Components may not be CE marked. Additionally, the part numbers that TE has identified as EU ELV compliant have a maximum concentration of 0.1% by weight in homogenous materials for lead, hexavalent chromium, and mercury, and 0.01% for cadmium, or qualify for an exemption to these limits as defined in the Annexes of Directive 2000/53/EC (ELV). Regarding the REACH Regulation, the information TE provides on SVHC in articles for this part number is based on the latest European Chemicals Agency (ECHA) 'Guidance on requirements for substances in articles' posted at this URL: <https://echa.europa.eu/guidance-documents/guidance-on-reach>

## Compatible Parts

 <p>TE Part # CAT-AM74-UN384H AMP-LATCH UNIVERSAL HEADERS</p>	 <p>TE Part # 1-111446-4 10 UNIV I/O, NO EARS, LEAD FREE</p>	 <p>TE Part # 1-111504-4 10 UNIV I/O, NO EARS, LEAD FREE</p>	 <p>TE Part # 2-1761605-3 IDC LOW PRO HDR 10P RA BLUE</p>
 <p>TE Part # 1761681-3 IDC LOW PRO HDR 10P VERT HT BLACK</p>	 <p>TE Part # 2-1761603-3 IDC LOW PRO HDR 10P VERT BLUE</p>	 <p>TE Part # 1761607-3 IDC LOW PRO HDR 10P RA LG LAT</p>	 <p>TE Part # 5104338-1 A/L LOW PRO HDR 10P VERT HT</p>
 <p>TE Part # 5103311-1 A/L LOW PRO HDR 10P RA BLACK</p>	 <p>TE Part # 1-111506-6 010 UNIV I/O 30DP SLOT LTCH</p>	 <p>TE Part # 1761606-3 IDC LOW PRO HDR 10P VERT LG LAT BLK</p>	 <p>TE Part # 2-1761711-3 IDC LOW PRO HDR 10P VERT LG LA</p>
 <p>TE Part # 5103310-1 A/L LOW PRO HDR 10P RA BLACK</p>	 <p>TE Part # 5103309-1 A/L LOW PRO HDR 10P VERT BLACK</p>	 <p>TE Part # 5103308-1 A/L LOW PRO HDR 10P VERT BLACK</p>	 <p>TE Part # 5104340-1 A/L LOW PRO HDR 10P RA HT</p>



## Customers Also Bought



## Documents

### Product Drawings

[622-1041LF FEM SOCKET, LEAD FREE](#)

English

### CAD Files

[3D PDF](#)

3D

Customer View Model

[ENG\\_CVM\\_CVM\\_1658527-4\\_C.2d\\_dxf.zip](#)

English

Customer View Model

[ENG\\_CVM\\_CVM\\_1658527-4\\_C.3d\\_igs.zip](#)

English

Customer View Model

[ENG\\_CVM\\_CVM\\_1658527-4\\_C.3d\\_stp.zip](#)

English

By downloading the CAD file I accept and agree to the [Terms and Conditions](#) of use.



### Datasheets & Catalog Pages

[Ribbon Cable Interconnect Solutions](#)

English

---

### Product Environmental Compliance

[MD\\_1658527-4\\_04032018541\\_dmtec](#)

English

[MD\\_1658527-4\\_04032018541\\_dmtec](#)

English

---

### Instruction Sheets

[Instruction Sheet \(U.S.\)](#)

English