



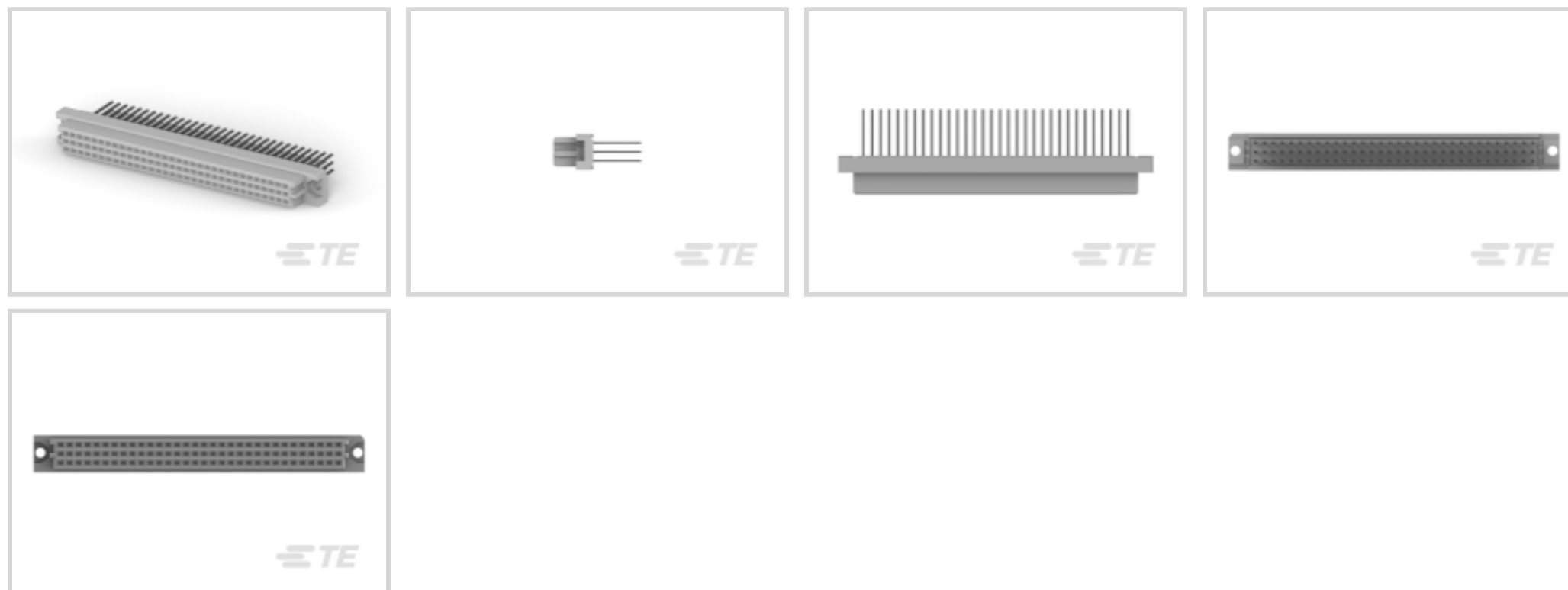
**EUROCARD**

TE Internal #: 148057-5

Eurocard Connectors, Receptacle, Board-to-Board, 96 Position, .1 in [2.54 mm] Centerline, Printed Circuit Board, 3 Row, Vertical, 32 Column

[View on TE.com >](#)

Connectors > PCB Connectors > Backplane Connectors > Eurocard Connectors



Connector & Housing Type: **Receptacle**

Connector System: **Board-to-Board**

Termination Post & Tail Length: **13 mm [ .512 in ]**

Number of Positions: **96**

Centerline (Pitch): **2.54 mm [ .1 in ]**

**Features**

**Product Type Features**

Connector & Housing Type	Receptacle
Connector System	Board-to-Board
Sealable	No
Connector & Contact Terminates To	Printed Circuit Board
DIN Size	Standard
DIN Level	II

**Configuration Features**

Number of Positions	96
Number of Rows	3
PCB Mount Orientation	Vertical
Number of Columns	32
Number of Signal Positions	96
Rows Loaded	A, B, C

**Contact Features**



Contact Cross Section	.64 x .64 mm [.025 x .025 in]
Contact Type	Socket
Contact Mating Area Plating Material Thickness	.76 $\mu$ m
Contact Mating Area Plating Material	Gold
PCB Contact Termination Area Plating Material	Tin-Lead
Contact Base Material	Phosphor Bronze
Contact Current Rating (Max)	1.5 A

### Termination Features

Termination Method to Printed Circuit Board	Through Hole - Press-Fit
Termination Post & Tail Length	13 mm [.512 in]

### Mechanical Attachment

Mating Alignment Type	Polarization
Mating Retention	With
Mating Alignment	With
PCB Mount Alignment	Without
Panel Mount Feature	Without
PCB Mount Retention	With
PCB Mount Retention Type	Action/Compliant Tail
Connector Mounting Type	Board Mount

### Housing Features

Housing Material	Polyester - GF
Housing Color	Gray
Centerline (Pitch)	2.54 mm [.1 in]

### Dimensions

Connector Height	24.51 mm
PCB Thickness (Recommended)	1.57 mm [.062 in]
Row-to-Row Spacing	2.54 mm [.1 in]

### Usage Conditions

Operating Temperature Range	-55 – 105 °C [-67 – 221 °F]
-----------------------------	-----------------------------

### Operation/Application

Circuit Application	Signal
---------------------	--------

### Industry Standards



UL Flammability Rating	UL 94V-0
------------------------	----------

### Packaging Features

Packaging Method	Box
------------------	-----

### Product Compliance

[For compliance documentation, visit the product page on TE.com>](#)

EU RoHS Directive 2011/65/EU	Not Compliant
------------------------------	---------------

EU ELV Directive 2000/53/EC	Not Compliant
-----------------------------	---------------

China RoHS 2 Directive MIIT Order No 32, 2016	Restricted Materials Above Threshold
---	--------------------------------------

EU REACH Regulation (EC) No. 1907/2006	<p>Current ECHA Candidate List: JUNE 2022 (224)</p> <p>Candidate List Declared Against: JAN 2022 (223)</p> <p>SVHC &gt; Threshold:</p> <p>Pb (13% in Component Part)</p> <p><b>Article Safe Usage Statements:</b> Do not eat, drink or smoke when using this product. Wash thoroughly after handling. Recycle if possible and dispose of the article by following all applicable governmental regulations relevant to your geographic location.</p>
--	---

Halogen Content	Not Low Halogen - contains Br or Cl > 900 ppm.
-----------------	--

Solder Process Capability	Not applicable for solder process capability
---------------------------	--


#### Product Compliance Disclaimer

This information is provided based on reasonable inquiry of our suppliers and represents our current actual knowledge based on the information they provided. This information is subject to change. The part numbers that TE has identified as EU RoHS compliant have a maximum concentration of 0.1% by weight in homogenous materials for lead, hexavalent chromium, mercury, PBB, PBDE, DBP, BBP, DEHP, DIBP, and 0.01% for cadmium, or qualify for an exemption to these limits as defined in the Annexes of Directive 2011/65/EU (RoHS2). Finished electrical and electronic equipment products will be CE marked as required by Directive 2011/65/EU. Components may not be CE marked. Additionally, the part numbers that TE has identified as EU ELV compliant have a maximum concentration of 0.1% by weight in homogenous materials for lead, hexavalent chromium, and mercury, and 0.01% for cadmium, or qualify for an exemption to these limits as defined in the Annexes of Directive 2000/53/EC (ELV). Regarding the REACH Regulation, the information TE provides on SVHC in articles for this part number is based on the latest European Chemicals Agency (ECHA) 'Guidance on requirements for substances in articles' posted at this URL: <https://echa.europa.eu/guidance-documents/guidance-on-reach>


### Compatible Parts

 <p>TE Part # 1-148057-5 096 EURO TYP C RECP 13MM ASSY</p>	 <p>TE Part # 5535089-5 ASSEMBLY,RECEPTACLE,EUROCARD, T</p>	 <p>TE Part # 650473-5 096 EURO TYPE C PIN ST ASSY</p>	 <p>TE Part # 5148057-5 ASSY,RECEPTACLE,EUROCARD,TYPE C,LEAD-FRE</p>
 <p>TE Part # 650947-5 096 EURO TYPE C PIN ST ASSY</p>	 <p>TE Part # 9-1393644-1 V42254B1200C960=PC612 MESSERLE</p>	 <p>TE Part # 5535043-4 ASSY,RECEPTACLE,EUROCARD,TYPE</p>	 <p>TE Part # 5650895-4 ASSY,RECEPT,EUROCARD,TYPE R,LE</p>
 <p>TE Part # 5535090-5 ASSEMBLY,RECEPTACLE,EUROCARD, T</p>	 <p>TE Part # 650913-5 096 EURO TYPE C PIN BL ASSY</p>	 <p>TE Part # 1-148059-5 096 EURO TYP C RECP 17MM ASSY</p>	 <p>TE Part # 5650913-5 ASSY,PIN,EUROCARD,TYPE C,LEAD-</p>
 <p>TE Part # 5650963-5 ASSY,RECEPTACLE,EUROCARD,TYPE</p>	 <p>TE Part # 5148292-5 ASSY,RECEPTACLE,EUROCARD,TYPE</p>	 <p>TE Part # 4-1393637-6 V42254P2263C960=PC612 FEDERLEI</p>	 <p>TE Part # 5650461-4 ASSY,RECEPTACLE,EUROCARD,TYPE</p>
 <p>TE Part # 9-1393640-2 V42254B2201C960=PC612 FEDERLEI</p>	 <p>TE Part # 148059-5 096 EURO TYP C RECP 17MM ASSY</p>	 <p>TE Part # 166467-1 96P.IEC-C MALE HSG.</p>	 <p>TE Part # 5535056-5 ASSY,RECPT,EUROCARD,TYPE C,L-FREE,96,.19</p>

## Customers Also Bought



TE Part #5177983-4  
0.8FH,R05H.5,100,08/Sn,TU



TE Part #5177983-5  
0.8FH,R05H.5,120,08/Sn,TU



TE Part #5177984-2  
0.8FH,P05H.5,060,08/Sn,TU



TE Part #5177983-2  
0.8FH,R05H.5,060,08/Sn,TU




TE Part #745185-7  
15 RCPT SP/MS STD



TE Part #103911-4  
50 SYSTEM 50 RCPT ASSY DRRA




TE Part #6600303-7  
MBXL VERT HDR 3ACP



TE Part #4-1437416-6  
SSB7FP150201=SSB7FP



TE Part #213521-1  
M-SRS 160 RCPT W/INSRT MLD BLK



TE Part #6367034-1

## Documents

### Product Drawings

[096 EURO TYP C RECP 13MM ASSY](#)

English

### CAD Files

Customer View Model

[ENG\\_CVM\\_CVM\\_148057-5\\_L.2d\\_dxf.zip](#)

English

3D PDF

3D

Customer View Model

[ENG\\_CVM\\_CVM\\_148057-5\\_L.3d\\_igs.zip](#)

English

Customer View Model

[ENG\\_CVM\\_CVM\\_148057-5\\_L.3d\\_stp.zip](#)

English

By downloading the CAD file I accept and agree to the [Terms and Conditions](#) of use.

## Product Specifications



## Application Specification

English