

147377-4 ✓ ACTIVE

AMPMODU | AMPMODU System 50


TE Internal #: 147377-4

PCB Mount Header, Vertical, Board-to-Board / Wire-to-Board, 40  
Position, .05 in [1.27 mm] Centerline, Fully Shrouded, Gold,  
AMPMODU System 50

[View on TE.com >](#)



Connectors > PCB Connectors > PCB Headers & Receptacles



PCB Connector Assembly Type: **PCB Mount Header**

PCB Mount Orientation: **Vertical**

Connector System: **Board-to-Board, Wire-to-Board**

Number of Positions: **40**

Number of Rows: **2**

## Features

### Product Type Features

PCB Connector Assembly Type	PCB Mount Header
Connector System	Board-to-Board, Wire-to-Board
Header Type	Fully Shrouded
Sealable	No
Connector & Contact Terminates To	Printed Circuit Board

### Configuration Features

Connector Contact Load Condition	Fully Loaded
PCB Mount Orientation	Vertical
Number of Positions	40
Number of Rows	2

### Electrical Characteristics

Dielectric Withstanding Voltage (Max)	500 V
Operating Voltage	30 VAC

### Body Features

Primary Product Color	Black
-----------------------	-------

### Contact Features

	150 $\mu$ in
Contact Shape & Form	Round



Contact Mating Area Plating Material Finish	Bright
PCB Contact Termination Area Plating Material	Tin
Contact Base Material	Phosphor Bronze
Contact Mating Area Plating Material	Gold
Contact Type	Pin
Contact Current Rating (Max)	1 A

### Termination Features

	.031 in
Termination Method to Printed Circuit Board	Surface Mount

### Mechanical Attachment

Mating Retention	With
Panel Mount Feature	With
Mating Alignment	With
Mating Alignment Type	Latched
PCB Mount Retention	Without
PCB Mount Alignment	Without
Connector Mounting Type	Board Mount

### Housing Features

Centerline (Pitch)	1.27 mm [.05 in]
Housing Material	PPA

### Dimensions

	.1 in
--	-------

### Usage Conditions

Operating Temperature Range	-65 – 105 °C [-85 – 221 °F]
-----------------------------	-----------------------------

### Operation/Application

Solder Process Feature	Board Standoff
Circuit Application	Power & Signal

### Industry Standards

Approved Standards	CSA LR7189, UL E28476
UL Flammability Rating	UL 94V-0

### Packaging Features

Packaging Quantity	250
--------------------	-----



Packaging Type

Tape & Reel

### Product Compliance

[For compliance documentation, visit the product page on TE.com>](#)

EU RoHS Directive 2011/65/EU

Not Compliant

EU ELV Directive 2000/53/EC

Not Compliant

China RoHS 2 Directive MIIT Order No 32, 2016

Restricted Materials Above Threshold

EU REACH Regulation (EC) No. 1907/2006

Current ECHA Candidate List: JUNE 2022 (224)  
 Candidate List Declared Against: JAN 2022 (223)  
 SVHC > Threshold:  
 Pb (13% in Component Part)  
**Article Safe Usage Statements:**  
 Do not eat, drink or smoke when using this product. Wash thoroughly after handling. Recycle if possible and dispose of the article by following all applicable governmental regulations relevant to your geographic location.

Halogen Content

Low Halogen - Br, Cl, F, I < 900 ppm per homogenous material. Also BFR/CFR/PVC Free

Solder Process Capability

Reflow solder capable to 260°C

#### Product Compliance Disclaimer

This information is provided based on reasonable inquiry of our suppliers and represents our current actual knowledge based on the information they provided. This information is subject to change. The part numbers that TE has identified as EU RoHS compliant have a maximum concentration of 0.1% by weight in homogenous materials for lead, hexavalent chromium, mercury, PBB, PBDE, DBP, BBP, DEHP, DIBP, and 0.01% for cadmium, or qualify for an exemption to these limits as defined in the Annexes of Directive 2011/65/EU (RoHS2). Finished electrical and electronic equipment products will be CE marked as required by Directive 2011/65/EU. Components may not be CE marked. Additionally, the part numbers that TE has identified as EU ELV compliant have a maximum concentration of 0.1% by weight in homogenous materials for lead, hexavalent chromium, and mercury, and 0.01% for cadmium, or qualify for an exemption to these limits as defined in the Annexes of Directive 2000/53/EC (ELV). Regarding the REACH Regulation, the information TE provides on SVHC in articles for this part number is based on the latest European Chemicals Agency (ECHA) 'Guidance on requirements for substances in articles' posted at this URL: <https://echa.europa.eu/guidance-documents/guidance-on-reach>

### Compatible Parts



TE Part # 104549-6  
40 SYS50 SURFMNT HDR DRST SHRD



TE Part # CAT-F439-R2435127  
FFC Receptacle Housing: 1.27mm



TE Part # 104078-2  
40 SYSTEM 50 RCPT ASSY DRST



TE Part # 111196-9  
040 RCPT SYSTEM 50 30 DPLX



TE Part # 104550-5  
40 SYS50 SURFMNT DRST RCPT




TE Part # 104744-6  
40 SYSTEM 50 RCPT ASSY DRST



TE Part # 147378-4  
40 SYS50 SMT RCP DR SHD W/O HD

## Also in the Series | AMPMODU System 50



PCB Headers & Receptacles(1014)

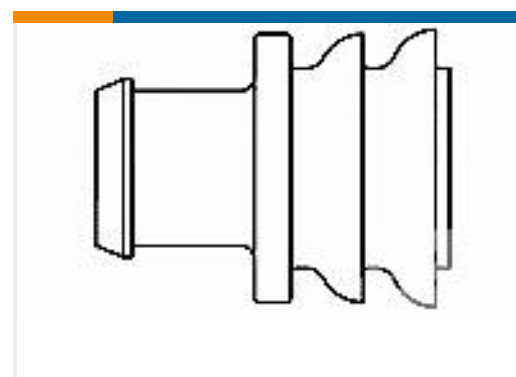
## Customers Also Bought



TE Part #DT06-2S  
DEUTSCH DT Series Housings & Connectors



TE Part #W2S  
DEUTSCH DT WEDGELOCKS



TE Part #281934-2  
SINGLE WIRE SEAL



TE Part #0460-202-16141  
DEUTSCH SOLID CONTACTS



TE Part #282104-1  
AMP SUPERSEAL 1.5MM,  
CONNECTOR HOUSING



TE Part #114017-ZZ  
SEALING PLUG, SIZE 12/16, WHT

## Documents

### Product Drawings

40 SYS50 SMT HDR DR SHD W/O HD

English

### CAD Files

3D PDF

3D



**Customer View Model**

[ENG\\_CVM\\_CVM\\_147377-4\\_J.2d\\_dxf.zip](#)

English

**Customer View Model**

[ENG\\_CVM\\_CVM\\_147377-4\\_J.3d\\_igs.zip](#)

English

**Customer View Model**

[ENG\\_CVM\\_CVM\\_147377-4\\_J.3d\\_stp.zip](#)

English

By downloading the CAD file I accept and agree to the [Terms and Conditions](#) of use.

---

**Product Specifications**

[Application Specification](#)

English

---

**Product Environmental Compliance**

[TE Material Declaration](#)

English