

146281-6 ✓ ACTIVE

AMPMODU | AMPMODU Headers

TE Internal #: 146281-6

PCB Mount Header, Vertical, Board-to-Board, 6 Position, .1 in [2.54 mm] Centerline, Breakaway, Gold, Through Hole - Solder, Signal, AMPMODU Headers

[View on TE.com >](#)



Connectors > PCB Connectors > PCB Headers & Receptacles



PCB Connector Assembly Type: **PCB Mount Header**

PCB Mount Orientation: **Vertical**

Connector System: **Board-to-Board**

Number of Positions: **6**

Number of Rows: **1**

Features

Product Type Features

PCB Connector Assembly Type	PCB Mount Header
Connector System	Board-to-Board
Header Type	Breakaway
Sealable	No
Connector & Contact Terminates To	Printed Circuit Board

Configuration Features

Connector Contact Load Condition	Fully Loaded
PCB Mount Orientation	Vertical
Number of Positions	6
Number of Rows	1
Board-to-Board Configuration	Parallel

Body Features

Primary Product Color	Black
-----------------------	-------

Contact Features

Mating Square Post Dimension	.64 mm[.025 in]
	10 – 20 µin
Contact Shape & Form	Square
Contact Underplating Material	Nickel



PCB Contact Termination Area Plating Material	Tin-Lead
Contact Base Material	Copper Alloy
Contact Mating Area Plating Material	Gold
Contact Mating Area Plating Material Thickness	.762 μm[30 μin]
Contact Type	Pin
Contact Current Rating (Max)	3 A

Termination Features

Square Termination Post & Tail Dimension	.64 mm[.025 in]
Termination Post & Tail Length	3.05 mm[.12 in]
Termination Method to Printed Circuit Board	Through Hole - Solder

Mechanical Attachment

Mating Alignment	Without
PCB Mount Retention	Without
PCB Mount Alignment	Without
Connector Mounting Type	Board Mount

Housing Features

Centerline (Pitch)	2.54 mm[.1 in]
Housing Material	LCP (Liquid Crystal Polymer), LCP-GF (Liquid Crystal Polymer)

Dimensions

PCB Thickness (Recommended)	1.6 mm[.063 in]
-----------------------------	-----------------

Usage Conditions

Housing Temperature Rating	High
Operating Temperature Range	-65 – 105 °C[-85 – 221 °F]

Operation/Application

Circuit Application	Signal
---------------------	--------

Industry Standards

Approved Standards	CSA LR7189, UL E28476
UL Flammability Rating	UL 94V-0

Packaging Features

Packaging Quantity	240
Packaging Type	Carton



Product Compliance

[For compliance documentation, visit the product page on TE.com>](#)

EU RoHS Directive 2011/65/EU	Not Compliant
EU ELV Directive 2000/53/EC	Not Compliant
China RoHS 2 Directive MIIT Order No 32, 2016	Restricted Materials Above Threshold
EU REACH Regulation (EC) No. 1907/2006	Current ECHA Candidate List: JUNE 2022 (224) Candidate List Declared Against: JAN 2022 (223) SVHC > Threshold: Pb (13% in Component Part) Article Safe Usage Statements: Do not eat, drink or smoke when using this product. Wash thoroughly after handling. Recycle if possible and dispose of the article by following all applicable governmental regulations relevant to your geographic location.
Halogen Content	Low Bromine/Chlorine - Br and Cl < 900 ppm per homogenous material. Also BFR /CFR/PVC Free
Solder Process Capability	Reflow solder capable to 260°C

Product Compliance Disclaimer

This information is provided based on reasonable inquiry of our suppliers and represents our current actual knowledge based on the information they provided. This information is subject to change. The part numbers that TE has identified as EU RoHS compliant have a maximum concentration of 0.1% by weight in homogenous materials for lead, hexavalent chromium, mercury, PBB, PBDE, DBP, BBP, DEHP, DIBP, and 0.01% for cadmium, or qualify for an exemption to these limits as defined in the Annexes of Directive 2011/65/EU (RoHS2). Finished electrical and electronic equipment products will be CE marked as required by Directive 2011/65/EU. Components may not be CE marked. Additionally, the part numbers that TE has identified as EU ELV compliant have a maximum concentration of 0.1% by weight in homogenous materials for lead, hexavalent chromium, and mercury, and 0.01% for cadmium, or qualify for an exemption to these limits as defined in the Annexes of Directive 2000/53/EC (ELV). Regarding the REACH Regulation, the information TE provides on SVHC in articles for this part number is based on the latest European Chemicals Agency (ECHA) 'Guidance on requirements for substances in articles' posted at this URL: <https://echa.europa.eu/guidance-documents/guidance-on-reach>

Compatible Parts

 <p>TE Part # 5-147724-4 06 MODIV VRT SR SFMNT 30AU</p>	 <p>TE Part # 5147721-5 06 MODII HORZ SR SFMNT 30AU</p>	 <p>TE Part # 8-147724-9 02 MODIV VRT SR SFMNT 30AU</p>
------------------------------------------------------------------------------------------------------------------------------------------------	------------------------------------------------------------------------------------------------------------------------------------------------	--------------------------------------------------------------------------------------------------------------------------------------------------

Also in the Series | [AMPMODU Headers](#)



PCB Connector Mounting(1)



PCB Connector Shrouds(1)



PCB Headers & Receptacles(6915)



PCB Latches, Locks & Retainers(2)




Wire-to-Board Connector Assemblies & Housings(5)




Wire-to-Board Connector Contacts(66)

Customers Also Bought




TE Part #3-2319848-1
END STACK DIP 10P G RECESS SEAL TUBE



TE Part #4-2176391-7
RQ 1206 37K4 0.1% 10PPM 5K RL



TE Part #1-928836-2
MOD2 PIN WITH A-PIN L/P




TE Part #7-2176246-6
CRGS2512 5% 1M8



TE Part #3-1415020-1
PT570N20



TE Part #1-1437581-1
ASE22RL=AUTOSLIDE DP



TE Part #2176314-4
MELF SMA_A 180R 0.1% 15PPM 0102 0.3W

Documents

Product Drawings

06 MODII HDR SRST B/A .100CL

English

CAD Files

3D PDF

3D

Customer View Model

ENG_CVM_CVM_146281-6_D.2d_dxf.zip



English

Customer View Model

[ENG_CVM_CVM_146281-6_D.3d_igs.zip](#)

English

Customer View Model

[ENG_CVM_CVM_146281-6_D.3d_stp.zip](#)

English

By downloading the CAD file I accept and agree to the [Terms and Conditions](#) of use.

Datasheets & Catalog Pages

[AMPMODU Interconnection System](#)

[AMPMODU Interconnection System](#)

English

Product Specifications

[Application Specification](#)

English