

147377-3 ✓ ACTIVE

AMPMODU | AMPMODU System 50


TE Internal #: 147377-3

PCB Mount Header, Vertical, Board-to-Board / Wire-to-Board, 30 Position, .05 in [1.27 mm] Centerline, Fully Shrouded, Gold, AMPMODU System 50

[View on TE.com >](#)



Connectors > PCB Connectors > PCB Headers & Receptacles



PCB Connector Assembly Type: **PCB Mount Header**

PCB Mount Orientation: **Vertical**

Connector System: **Board-to-Board, Wire-to-Board**

Number of Positions: **30**

Number of Rows: **2**

Features

Product Type Features

| | |
|-----------------------------------|-------------------------------|
| PCB Connector Assembly Type | PCB Mount Header |
| Connector System | Board-to-Board, Wire-to-Board |
| Header Type | Fully Shrouded |
| Sealable | No |
| Connector & Contact Terminates To | Printed Circuit Board |

Configuration Features

| | |
|----------------------------------|--------------|
| Connector Contact Load Condition | Fully Loaded |
| PCB Mount Orientation | Vertical |
| Number of Positions | 30 |
| Number of Rows | 2 |

Electrical Characteristics

| | |
|---------------------------------------|--------|
| Dielectric Withstanding Voltage (Max) | 500 V |
| Operating Voltage | 30 VAC |

Body Features

| | |
|-----------------------|-------|
| Primary Product Color | Black |
|-----------------------|-------|

Contact Features

| | |
|----------------------|--------------|
| | 150 μ in |
| Contact Shape & Form | Round |



| | |
|---|-----------------|
| Contact Mating Area Plating Material Finish | Bright |
| PCB Contact Termination Area Plating Material | Tin |
| Contact Base Material | Phosphor Bronze |
| Contact Mating Area Plating Material | Gold |
| Contact Type | Pin |
| Contact Current Rating (Max) | 1 A |

Termination Features

| | |
|---|---------------|
| | .031 in |
| Termination Method to Printed Circuit Board | Surface Mount |

Mechanical Attachment

| | |
|-------------------------|-------------|
| Mating Retention | With |
| Panel Mount Feature | With |
| Mating Alignment | With |
| Mating Alignment Type | Latched |
| PCB Mount Retention | Without |
| PCB Mount Alignment | Without |
| Connector Mounting Type | Board Mount |

Housing Features

| | |
|--------------------|------------------|
| Centerline (Pitch) | 1.27 mm [.05 in] |
| Housing Material | PPA |

Dimensions

| | |
|--|-------|
| | .1 in |
|--|-------|

Usage Conditions

| | |
|-----------------------------|-----------------------------|
| Operating Temperature Range | -65 – 105 °C [-85 – 221 °F] |
|-----------------------------|-----------------------------|

Operation/Application

| | |
|------------------------|----------------|
| Solder Process Feature | Board Standoff |
| Circuit Application | Power & Signal |

Industry Standards

| | |
|------------------------|-----------------------|
| Approved Standards | CSA LR7189, UL E28476 |
| UL Flammability Rating | UL 94V-0 |

Packaging Features

| | |
|--------------------|-----|
| Packaging Quantity | 250 |
|--------------------|-----|



Packaging Type

Tape & Reel

Product Compliance

[For compliance documentation, visit the product page on TE.com>](#)

| | |
|---|--|
| EU RoHS Directive 2011/65/EU | Not Compliant |
| EU ELV Directive 2000/53/EC | Not Compliant |
| China RoHS 2 Directive MIIT Order No 32, 2016 | Restricted Materials Above Threshold |
| EU REACH Regulation (EC) No. 1907/2006 | Current ECHA Candidate List: JUNE 2022 (224) Candidate List Declared Against: JAN 2022 (223) SVHC > Threshold: Pb (13% in Component Part) Article Safe Usage Statements: Do not eat, drink or smoke when using this product. Wash thoroughly after handling. Recycle if possible and dispose of the article by following all applicable governmental regulations relevant to your geographic location. |
| Halogen Content | Low Halogen - Br, Cl, F, I < 900 ppm per homogenous material. Also BFR/CFR/PVC Free |
| Solder Process Capability | Reflow solder capable to 260°C |

Product Compliance Disclaimer

This information is provided based on reasonable inquiry of our suppliers and represents our current actual knowledge based on the information they provided. This information is subject to change. The part numbers that TE has identified as EU RoHS compliant have a maximum concentration of 0.1% by weight in homogenous materials for lead, hexavalent chromium, mercury, PBB, PBDE, DBP, BBP, DEHP, DIBP, and 0.01% for cadmium, or qualify for an exemption to these limits as defined in the Annexes of Directive 2011/65/EU (RoHS2). Finished electrical and electronic equipment products will be CE marked as required by Directive 2011/65/EU. Components may not be CE marked. Additionally, the part numbers that TE has identified as EU ELV compliant have a maximum concentration of 0.1% by weight in homogenous materials for lead, hexavalent chromium, and mercury, and 0.01% for cadmium, or qualify for an exemption to these limits as defined in the Annexes of Directive 2000/53/EC (ELV). Regarding the REACH Regulation, the information TE provides on SVHC in articles for this part number is based on the latest European Chemicals Agency (ECHA) 'Guidance on requirements for substances in articles' posted at this URL: <https://echa.europa.eu/guidance-documents/guidance-on-reach>

Compatible Parts



TE Part # CAT-F439-R2435127
FFC Receptacle Housing: 1.27mm



TE Part # 104549-5
30 SYS50 SURFMNT HDR DRST SHRD



TE Part # 111196-7
030 RCPT SYSTEM 50 30 DPLX



TE Part # 104078-4
30 SYSTEM 50 RCPT ASSY DRST



TE Part # 104550-4
30 SYS50 SURFMNT DRST RCPT




TE Part # 104744-2
30 SYSTEM 50 RCPT ASSY DRST



TE Part # 147378-3
30 SYS50 SMT RCP DR SHD W/O HD

Also in the Series | AMPMODU System 50




PCB Headers & Receptacles(1014)

Customers Also Bought



TE Part #5747843-3
37 MSFL PLUG RA 318 (IN,FM,BL)



TE Part #5-104074-5
25 SYSTEM 50 HDR SRRRA SHRD SN




TE Part #5535032-5
ASSY,RECEPTACLE,EUROCARD,TYPE C,LEAD-FRE



TE Part #770166-1
02P MINI-UMNL ASSY VO SNNI*



TE Part #104351-1
02 MODII HDR DRST B/A W/HD



TE Part #1-104074-0
08 SYSTEM 50 HDR SRRRA SHRD




TE Part #5-103673-5
6 MTE HDR SRRRA LATCH W/HLDWN



TE Part #1-770973-1
14P MINI UMNL R/A HDR ASSY LF



TE Part #A47971-000
T1K-318064-10-9



TE Part #4-1474678-4
FSK-11.6D-18



Documents

Product Drawings

[30 SYS50 SMT HDR DR SHD W/O HD](#)

English

CAD Files

[3D PDF](#)

3D

Customer View Model

[ENG_CVM_CVM_147377-3_J.2d_dxf.zip](#)

English

Customer View Model

[ENG_CVM_CVM_147377-3_J.3d_igs.zip](#)

English

Customer View Model

[ENG_CVM_CVM_147377-3_J.3d_stp.zip](#)

English

By downloading the CAD file I accept and agree to the [Terms and Conditions](#) of use.

Product Specifications

[Application Specification](#)

English

Product Environmental Compliance

[TE Material Declaration](#)

English