



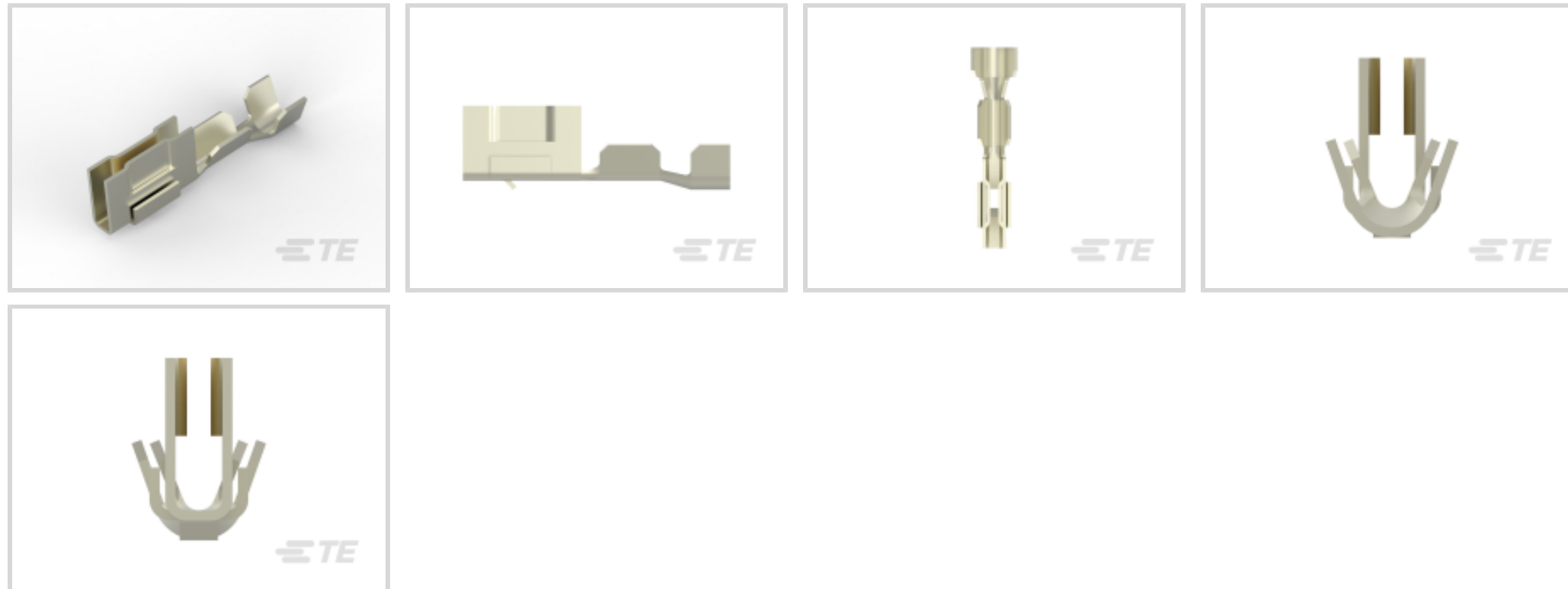
CST | Economy Power

TE Internal #: 1445336-3

Connector Contact, Socket, Wire-to-Board, 26 – 22 AWG Wire Size, .13 – .33 mm² Wire Size, Gold, Bag & Box, Wire & Cable, 4 A, Signal, Economy Power

[View on TE.com >](#)

Connectors > PCB Connectors > Wire-to-Board Connectors > Wire-to-Board Connector Contacts



Contact Type: **Socket**

Connector System: **Wire-to-Board**

Wire Size: **.13 – .33 mm²**

Contact Mating Area Plating Material: **Gold**

Features

Product Type Features

Connector System	Wire-to-Board
Sealable	No
Connector & Contact Terminates To	Wire & Cable

Configuration Features

Compatible With Wire & Cable Type	Discrete Wire
-----------------------------------	---------------

Electrical Characteristics

Operating Voltage	250 VAC
-------------------	---------

Contact Features

Mating Square Post Dimension	.63 mm[.025 in]
Contact Retention Within Housing	With
Contact Underplating Material Thickness	1.27 μm[50 μin]
Wire Contact Termination Area Plating Thickness	.76 μm
Wire Contact Termination Area Plating Material	Gold Flash
Contact Mating Area Plating Material Thickness	.76 μm[29.92 μin]



Contact Underplating Material	Nickel
Contact Base Material	Phosphor Bronze
Contact Type	Socket
Contact Mating Area Plating Material	Gold
Contact Current Rating (Max)	4 A

Termination Features

Termination Method to Wire & Cable	Crimp
------------------------------------	-------

Mechanical Attachment

Contact Retention Type Within Housing	Locking Lance
Connector Mounting Type	Cable Mount (Free-Hanging)

Dimensions

Accepts Wire Insulation Diameter Range	.89 – 1.65 mm [.035 – .065 in]
Wire Size	.13 – .33 mm ²

Usage Conditions

Operating Temperature Range	-55 – 105 °C [-67 – 221 °F]
-----------------------------	-----------------------------

Operation/Application

Circuit Application	Signal
---------------------	--------

Packaging Features

Packaging Quantity	1000
Packaging Method	Bag & Box

Other

Comment	Gold Flash over Palladium Nickel or Gold (30) over Nickel
---------	---

Product Compliance

[For compliance documentation, visit the product page on TE.com>](#)

EU RoHS Directive 2011/65/EU	Compliant
EU ELV Directive 2000/53/EC	Compliant
China RoHS 2 Directive MIIT Order No 32, 2016	No Restricted Materials Above Threshold
EU REACH Regulation (EC) No. 1907/2006	Current ECHA Candidate List: JUNE 2022 (224) Candidate List Declared Against: JAN 2022 (223) SVHC > Threshold:



Not Yet Reviewed

Halogen Content

Low Halogen - Br, Cl, F, I < 900 ppm per homogenous material. Also BFR/CFR/PVC Free

Solder Process Capability

Not applicable for solder process capability

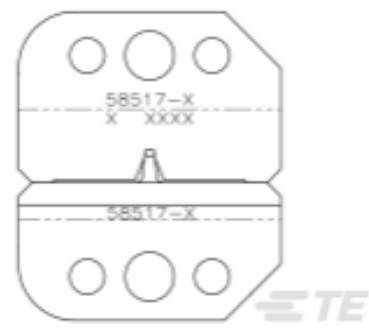
Product Compliance Disclaimer

This information is provided based on reasonable inquiry of our suppliers and represents our current actual knowledge based on the information they provided. This information is subject to change. The part numbers that TE has identified as EU RoHS compliant have a maximum concentration of 0.1% by weight in homogenous materials for lead, hexavalent chromium, mercury, PBB, PBDE, DBP, BBP, DEHP, DIBP, and 0.01% for cadmium, or qualify for an exemption to these limits as defined in the Annexes of Directive 2011/65/EU (RoHS2). Finished electrical and electronic equipment products will be CE marked as required by Directive 2011/65/EU. Components may not be CE marked. Additionally, the part numbers that TE has identified as EU ELV compliant have a maximum concentration of 0.1% by weight in homogenous materials for lead, hexavalent chromium, and mercury, and 0.01% for cadmium, or qualify for an exemption to these limits as defined in the Annexes of Directive 2000/53/EC (ELV). Regarding the REACH Regulation, the information TE provides on SVHC in articles for this part number is based on the latest European Chemicals Agency (ECHA) 'Guidance on requirements for substances in articles' posted at this URL: <https://echa.europa.eu/guidance-documents/guidance-on-reach>

Compatible Parts



TE Part # 58517-3
PRO-CRIMPER II TOOL W/DIE SET



TE Part # 58517-4
PRO-CRIMPER II DIE SET




TE Part # 91302-1
CST-100 EXTRACTION TOOL




TE Part # 58517-5
SDE DIE SET, BENCH/BATTERY

Also in the Series | Economy Power




Connector Contacts(1)




Insertion & Extraction Tools(1)



PCB Headers & Receptacles(166)



PCB Latches, Locks & Retainers(2)



Power Contacts(8)



Rectangular Connector Housings(1)



Rectangular Power Connectors(301)



Wire-to-Board Connector Assemblies & Housings(141)

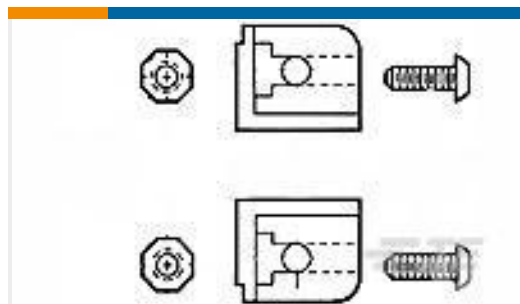


Wire-to-Board Connector Contacts(6)

Customers Also Bought



TE Part #1-1375820-2
CST-100 II HOUSING 12 POS



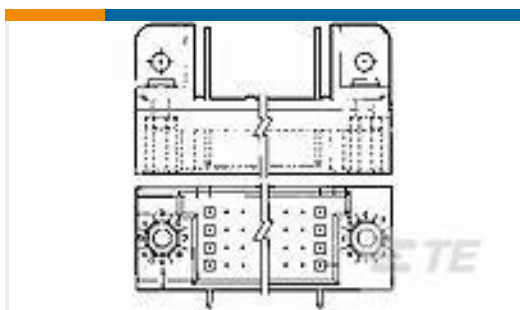
TE Part #533050-1
HDI MOUNTING EAR KIT



TE Part #103634-2
03 MTE HDR SRRRA LATCH .100CL



TE Part #32952
PG R 22-16 COMM 22-18 MIL 10



TE Part #533286-1
HDI PIN ASSY 4 ROW 100 POS R/A




TE Part #3-2176390-2
RQ 1206 2K43 0.1% 10PPM 5K RL



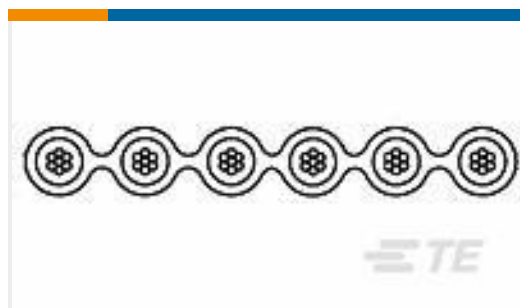
TE Part #4-2176390-3
RQ 1206 3K16 0.1% 10PPM 5K RL



TE Part #4-2176390-4
RQ 1206 3K24 0.1% 10PPM 5K RL



TE Part #532434-1
HDI RECP ASSY 4 ROW 100 POS



TE Part #7-1437356-3
171-16G=16P 28AWG S

Documents



Product Drawings

LOOSE PC CONTACT 30 AU PLATED

English

CAD Files

Customer View Model

[ENG_CVM_CVM_1445336-3_A.2d_dxf.zip](#)

English

3D PDF

3D

Customer View Model

[ENG_CVM_CVM_1445336-3_A.3d_igs.zip](#)

English

Customer View Model

[ENG_CVM_CVM_1445336-3_A.3d_stp.zip](#)

English

By downloading the CAD file I accept and agree to the [Terms and Conditions](#) of use.

Product Specifications

Application Specification

English

Product Environmental Compliance

[MD_1445336-3_04092014117_dmtec](#)

English

[MD_1445336-3_04092014117_dmtec](#)

English

Instruction Sheets

Instruction Sheet (U.S.)

English