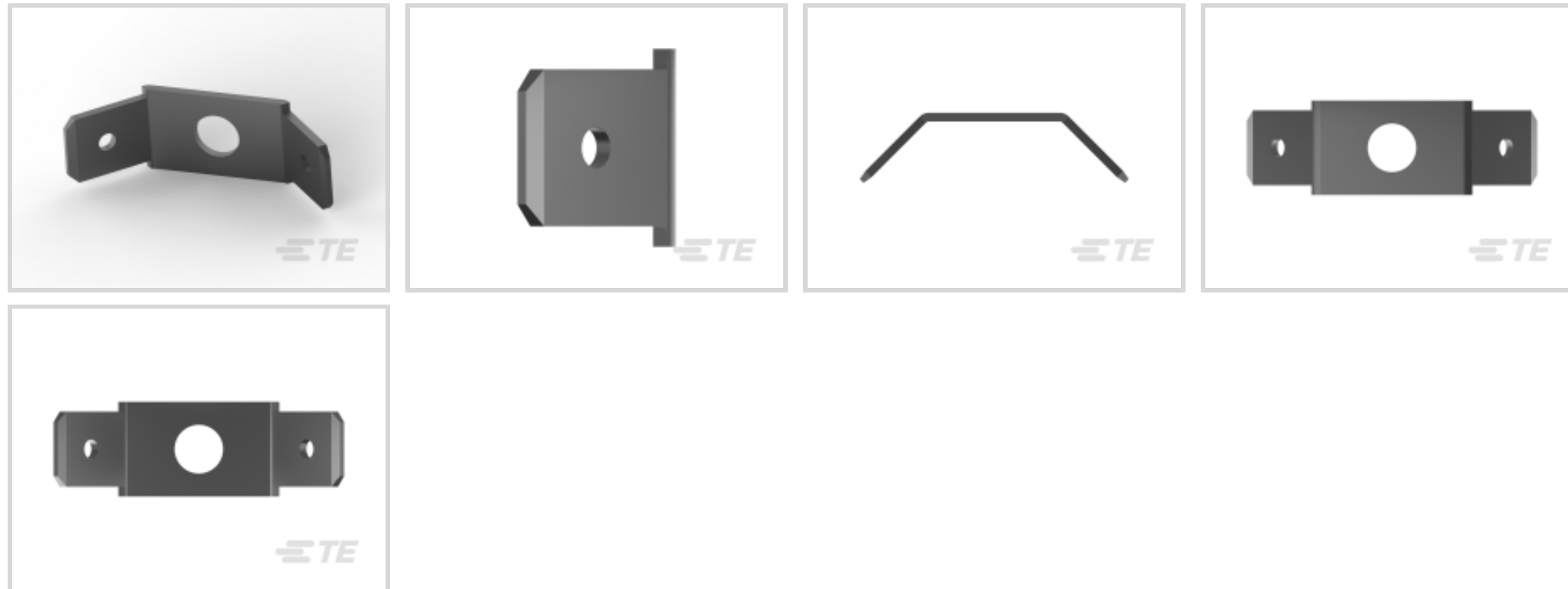




Terminals & Splices > PCB Terminals



PCB Terminal Type: **Tab**

Mating Tab Width: **6.35 mm [.25 in]**

Mating Tab Thickness: **.81 mm [.032 in]**

PCB Hole Diameter: **4.1 mm [.16 – .16 in]**

Termination Method to Printed Circuit Board: **Through Hole - Screw**

Features

Product Type Features

PCB Terminal Mounting Style	Stud Mount
-----------------------------	------------

Configuration Features

Stud Hole	Yes
Terminal Angle	45 °

Contact Features

PCB Terminal Type	Tab
Mating Tab Width	6.35 mm [.25 in]
Mating Tab Thickness	.81 mm [.032 in]
Terminal Plating Material	Tin
Contact Underplating Material	Brass
Terminal Size	6.35
Terminal Orientation	Straight

Termination Features

Termination Method to Printed Circuit Board	Through Hole - Screw
---	----------------------



Product Terminates To	Printed Circuit Board
-----------------------	-----------------------

Dimensions

Receptacle Terminal Stock Thickness	.81 mm[.032 in]
Stud Diameter	4.1 mm[.161 in]
PCB Hole Diameter	4.1 mm[.16 – .16 in]

Usage Conditions

Insulation Option	Uninsulated
Operating Temperature Range	-30 – 110 °C[-22 – 230 °F]

Packaging Features

Packaging Quantity	5000
Packaging Method	Box

Product Compliance





















[For compliance documentation, visit the product page on TE.com>](#)

EU RoHS Directive 2011/65/EU	Compliant
EU ELV Directive 2000/53/EC	Compliant
China RoHS 2 Directive MIIT Order No 32, 2016	No Restricted Materials Above Threshold
EU REACH Regulation (EC) No. 1907/2006	Current ECHA Candidate List: JUNE 2022 (224) Candidate List Declared Against: JAN 2022 (223) SVHC > Threshold: Not Yet Reviewed
Halogen Content	Low Halogen - Br, Cl, F, I < 900 ppm per homogenous material. Also BFR/CFR/PVC Free
Solder Process Capability	Not applicable for solder process capability

Product Compliance Disclaimer

This information is provided based on reasonable inquiry of our suppliers and represents our current actual knowledge based on the information they provided. This information is subject to change. The part numbers that TE has identified as EU RoHS compliant have a maximum concentration of 0.1% by weight in homogenous materials for lead, hexavalent chromium, mercury, PBB, PBDE, DBP, BBP, DEHP, DIBP, and 0.01% for cadmium, or qualify for an exemption to these limits as defined in the Annexes of Directive 2011/65/EU (RoHS2). Finished electrical and electronic equipment products will be CE marked as required by Directive 2011/65/EU. Components may not be CE marked. Additionally, the part numbers that TE has identified as EU ELV compliant have a maximum concentration of 0.1% by weight in homogenous materials for lead, hexavalent chromium, and mercury, and 0.01% for cadmium, or qualify for an exemption to these limits as defined in the Annexes of Directive 2000/53/EC (ELV). Regarding the REACH Regulation, the information TE provides on SVHC in articles for this part number is based on the latest European Chemicals Agency (ECHA) 'Guidance on requirements for substances in articles' posted at this URL: <https://echa.europa.eu/guidance-documents/guidance-on-reach>

Compatible Parts

 <p>TE Part # 141879-1 250 FASTON,TAB,BR</p>	 <p>TE Part # 140814-2 250 FASTON,TAB,TPBR</p>	 <p>TE Part # 140814-1 250 FASTON,TAB,BR</p>	 <p>TE Part # 726387-2 250 FASTON TAB TPBR</p>
 <p>TE Part # 141878-2 250 FASTON,TAB,TPBR</p>	 <p>TE Part # 928814-1 250 FASTON TAB TPBR</p>	 <p>TE Part # 726386-2 250 FASTON TAB TPBR</p>	 <p>TE Part # 141879-2 250 FASTON,TAB,TPBR</p>
 <p>TE Part # 60465-2 250 FASTON TAB TPBR</p>	 <p>TE Part # 140598 250 FASTON,TAB,TPBR</p>	 <p>TE Part # 142241-1 250 FASTON,TAB,BR</p>	 <p>TE Part # 216905-1 POSITIVE LOCK POWER RECEPTACLE TPPHBRZ</p>
 <p>TE Part # 1-1627156-0 TAB</p>	 <p>TE Part # 140759 250 FASTON,TAB,TPBR</p>	 <p>TE Part # 140732-2 250 FASTON,TAB,TPBR</p>	 <p>TE Part # 140734-2 250 FASTON,TAB,TPBR</p>
 <p>TE Part # 140660 250 FASTON,TAB,TPBR</p>	 <p>TE Part # 140734-1 250 FASTON,TAB,BR</p>	 <p>TE Part # 141878-1 250 FASTON,TAB,BR</p>	 <p>TE Part # 521948-2 FASTON 187/250 ASSY TAB</p>


Also in the Series | **FASTON 250**



Compression Connectors(4)



Crimp Terminal Housings(143)



Insertion & Extraction Tools(6)



Magnet Wire Terminals(1)



PCB Terminals(144)



Quick Disconnects(456)



Splices(4)

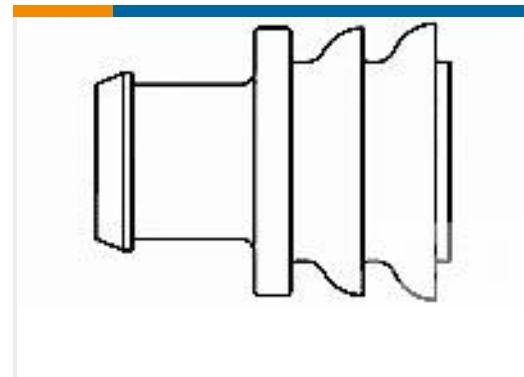
Customers Also Bought



TE Part #DT06-2S
DEUTSCH DT Series Housings & Connectors



TE Part #W2S
DEUTSCH DT WEDGELOCKS



TE Part #281934-2
SINGLE WIRE SEAL



TE Part #0460-202-16141
DEUTSCH SOLID CONTACTS



TE Part #282104-1
AMP SUPERSEAL 1.5MM,
CONNECTOR HOUSING



TE Part #114017-ZZ
SEALING PLUG, SIZE 12/16, WHT

Documents

[Product Drawings](#)
[250 FASTON,TAB,TPBR](#)

English

[CAD Files](#)
[3D PDF](#)
3D
[Customer View Model](#)



[ENG_CVM_CVM_142241-2_R.2d_dxf.zip](#)

English

Customer View Model

[ENG_CVM_CVM_142241-2_R.3d_igs.zip](#)

English

Customer View Model

[ENG_CVM_CVM_142241-2_R.3d_stp.zip](#)

English

By downloading the CAD file I accept and agree to the [Terms and Conditions](#) of use.

Product Specifications

[Product Specification](#)

English