




Connectors > PCB Connectors > PCB Headers & Receptacles



PCB Connector Assembly Type: **PCB Mount Header**

PCB Mount Orientation: **Vertical**

Connector System: **Board-to-Board**

Number of Positions: **8**

Number of Rows: **2**

## Features

### Product Type Features

PCB Connector Assembly Type	PCB Mount Header
Connector System	Board-to-Board
Header Type	Breakaway
Sealable	No
Connector & Contact Terminates To	Printed Circuit Board

### Configuration Features

Connector Contact Load Condition	Fully Loaded
PCB Mount Orientation	Vertical
Number of Positions	8
Number of Rows	2
Board-to-Board Configuration	Parallel

### Electrical Characteristics

Operating Voltage	30 VAC
-------------------	--------

### Body Features

Connector Profile	Standard
Primary Product Color	Black

### Contact Features

Mating Square Post Dimension	.64 mm[.025 in]
	100 – 200 μin

Contact Shape & Form	Square
Contact Underplating Material	Nickel
PCB Contact Termination Area Plating Material	Tin-Lead
Contact Base Material	Phosphor Bronze
Contact Mating Area Plating Material	Gold
Contact Mating Area Plating Material Thickness	.762 $\mu$ m[30 $\mu$ in]
Contact Type	Pin
Contact Current Rating (Max)	3 A

### Termination Features

Square Termination Post & Tail Dimension	.64 mm[.025 in]
Termination Post & Tail Length	1.27 mm[.05 in]
Termination Method to Printed Circuit Board	Surface Mount

### Mechanical Attachment

Mating Alignment	Without
PCB Mount Retention	Without
PCB Mount Alignment	Without
Connector Mounting Type	Board Mount

### Housing Features

Centerline (Pitch)	2.54 mm[.1 in]
Housing Material	Thermoplastic

### Dimensions

Row-to-Row Spacing	2.54 mm[.1 in]
PCB Thickness (Recommended)	1.57 mm[.062 in]

### Usage Conditions

Housing Temperature Rating	High
Operating Temperature Range	-65 – 125 °C[-85 – 221 °F]

### Operation/Application

Circuit Application	Signal
---------------------	--------

### Industry Standards

Approved Standards	CSA LR7189, UL E28476
UL Flammability Rating	UL 94V-0

### Packaging Features

Packaging Quantity	53
Packaging Type	Tube

## Product Compliance

[For compliance documentation, visit the product page on TE.com>](#)

EU RoHS Directive 2011/65/EU	Compliant
EU ELV Directive 2000/53/EC	Compliant
China RoHS 2 Directive MIIT Order No 32, 2016	No Restricted Materials Above Threshold
EU REACH Regulation (EC) No. 1907/2006	Current ECHA Candidate List: JUNE 2022 (224) Candidate List Declared Against: JUL 2021 (219) SVHC > Threshold: Not Yet Reviewed
Halogen Content	Low Bromine/Chlorine - Br and Cl < 900 ppm per homogenous material. Also BFR /CFR/PVC Free
Solder Process Capability	Reflow solder capable to 260°C

### Product Compliance Disclaimer

This information is provided based on reasonable inquiry of our suppliers and represents our current actual knowledge based on the information they provided. This information is subject to change. The part numbers that TE has identified as EU RoHS compliant have a maximum concentration of 0.1% by weight in homogenous materials for lead, hexavalent chromium, mercury, PBB, PBDE, DBP, BBP, DEHP, DIBP, and 0.01% for cadmium, or qualify for an exemption to these limits as defined in the Annexes of Directive 2011/65/EU (RoHS2). Finished electrical and electronic equipment products will be CE marked as required by Directive 2011/65/EU. Components may not be CE marked. Additionally, the part numbers that TE has identified as EU ELV compliant have a maximum concentration of 0.1% by weight in homogenous materials for lead, hexavalent chromium, and mercury, and 0.01% for cadmium, or qualify for an exemption to these limits as defined in the Annexes of Directive 2000/53/EC (ELV). Regarding the REACH Regulation, the information TE provides on SVHC in articles for this part number is based on the latest European Chemicals Agency (ECHA) 'Guidance on requirements for substances in articles' posted at this URL: <https://echa.europa.eu/guidance-documents/guidance-on-reach>


## Compatible Parts




Also in the Series | [AMPMODU Headers](#)




PCB Connector Mounting(1)



PCB Connector Shrouds(1)



PCB Headers & Receptacles(6915)



PCB Latches, Locks & Retainers(2)



Wire-to-Board Connector Assemblies & Housings(5)



Wire-to-Board Connector Contacts(66)

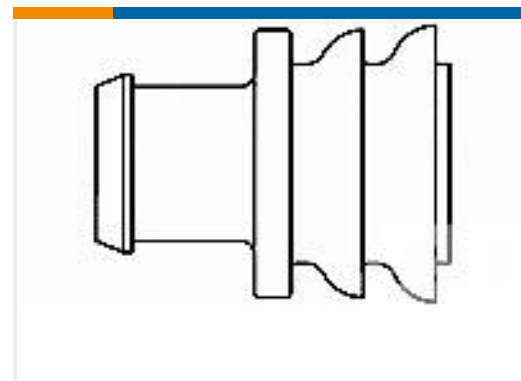
## Customers Also Bought



TE Part #DT06-2S  
DEUTSCH DT Series Housings & Connectors



TE Part #W2S  
DEUTSCH DT WEDGELOCKS



TE Part #281934-2  
SINGLE WIRE SEAL



TE Part #0460-202-16141  
DEUTSCH SOLID CONTACTS



TE Part #282104-1  
AMP SUPERSEAL 1.5MM,  
CONNECTOR HOUSING



TE Part #114017-ZZ  
SEALING PLUG, SIZE 12/16, WHT

## Documents

### Product Drawings

08 MODII HDR DRST SFMNT B/A

English

### CAD Files

3D PDF

English

Customer View Model

ENG\_CVM\_146131-3\_H.3d\_igs.zip



English

Customer View Model

[ENG\\_CVM\\_146131-3\\_H.3d\\_stp.zip](#)

English

Customer View Model

[ENG\\_CVM\\_146131-3\\_H.2d\\_dxf.zip](#)

English

[3D PDF](#)

3D

Customer View Model

[ENG\\_CVM\\_CVM\\_146131-3\\_L.2d\\_dxf.zip](#)

English

Customer View Model

[ENG\\_CVM\\_CVM\\_146131-3\\_L.3d\\_igs.zip](#)

English

Customer View Model

[ENG\\_CVM\\_CVM\\_146131-3\\_L.3d\\_stp.zip](#)

English

By downloading the CAD file I accept and agree to the [Terms and Conditions](#) of use.

### Datasheets & Catalog Pages

[AMPMODU Interconnection System](#)

[AMPMODU Interconnection System](#)

English