

1445049-4 ✓ ACTIVE

MATE-N-LOK | Micro MATE-N-LOK

TE Internal #: 1445049-4

Rectangular Power Connectors, Housing, Plug, Wire-to-Wire, 4 Position, .118 in [3 mm] Centerline, Wire & Cable, UL 94V-0, Micro MATE-N-LOK

[View on TE.com >](#)



Connectors > Power Connectors > Rectangular Power > Rectangular Power Connectors



Rectangular Power Connector Type: **Housing**

Connector & Housing Type: **Plug**

Connector System: **Wire-to-Wire**

Number of Positions: **4**

Centerline (Pitch): **3 mm [.118 in]**

Features

Product Type Features

| | |
|-----------------------------------|--------------|
| Rectangular Power Connector Type | Housing |
| Connector & Housing Type | Plug |
| Connector System | Wire-to-Wire |
| Sealable | No |
| Connector & Contact Terminates To | Wire & Cable |

Configuration Features

| | |
|---------------------|---|
| Number of Positions | 4 |
| Number of Rows | 1 |

Electrical Characteristics

| | |
|-------------------|---------|
| Operating Voltage | 250 VDC |
|-------------------|---------|

Contact Features

| | |
|----------------------------------|---------|
| Contact Layout | Inline |
| Multiple Contact Types | Without |
| Contact Retention Within Housing | Without |



| | |
|--------------|-----|
| Contact Type | Pin |
|--------------|-----|

Termination Features

| | |
|------------------------------------|-------|
| Termination Method to Wire & Cable | Crimp |
|------------------------------------|-------|

Mechanical Attachment

| | |
|---------------|---------|
| Strain Relief | Without |
|---------------|---------|

| | |
|-----------------------|--------------|
| Mating Alignment Type | Polarization |
|-----------------------|--------------|

| | |
|------------------|------|
| Mating Alignment | With |
|------------------|------|

| | |
|-------------------------|----------------------------|
| Connector Mounting Type | Cable Mount (Free-Hanging) |
|-------------------------|----------------------------|

| | |
|------------------|------|
| Mating Retention | With |
|------------------|------|

| | |
|-----------------------|-------------|
| Mating Retention Type | Locking Tab |
|-----------------------|-------------|

Housing Features

| | |
|--------------------|----------------|
| Centerline (Pitch) | 3 mm [.118 in] |
|--------------------|----------------|

| | |
|---------------|-------|
| Housing Color | Black |
|---------------|-------|

| | |
|------------------|------------|
| Housing Material | Nylon 66/6 |
|------------------|------------|

Dimensions

| | |
|---------------------------|---------|
| Insulation Diameter (Max) | 1.52 mm |
|---------------------------|---------|

| | |
|-------|---------|
| Width | 3.86 mm |
|-------|---------|

| | |
|--------|----------|
| Height | 16.89 mm |
|--------|----------|

| | |
|--------|----------|
| Length | 12.85 mm |
|--------|----------|

Usage Conditions

| | |
|-----------------------------|-----------------------------|
| Operating Temperature Range | -40 – 105 °C [-40 – 221 °F] |
|-----------------------------|-----------------------------|

Operation/Application

| | |
|---------------------|----------------|
| Circuit Application | Power & Signal |
|---------------------|----------------|

Industry Standards

| | |
|------------|-----------|
| CSA Rating | Certified |
|------------|-----------|

| | |
|------------------------|----------|
| UL Flammability Rating | UL 94V-0 |
|------------------------|----------|

| | |
|------------------|-------------------------------|
| Glow Wire Rating | Standard Part - Not Glow Wire |
|------------------|-------------------------------|

| | |
|------------------------|----------------------|
| Agency/Standard Number | E28476, VDE_40005280 |
|------------------------|----------------------|

| | |
|-----------------|----------|
| Agency/Standard | CNR, USR |
|-----------------|----------|

| | |
|-----------|------------|
| UL Rating | Recognized |
|-----------|------------|

| | |
|-----------------|--------|
| CSA File Number | LR7189 |
|-----------------|--------|

| | |
|------------|----|
| VDE Tested | No |
|------------|----|



Packaging Features

| | |
|--------------------|------|
| Packaging Method | Tray |
| Packaging Quantity | 1000 |

Product Compliance

[For compliance documentation, visit the product page on TE.com>](#)

| | |
|---|--|
| EU RoHS Directive 2011/65/EU | Compliant |
| EU ELV Directive 2000/53/EC | Compliant |
| China RoHS 2 Directive MIIT Order No 32, 2016 | No Restricted Materials Above Threshold |
| EU REACH Regulation (EC) No. 1907/2006 | Current ECHA Candidate List: JUNE 2022 (224) Candidate List Declared Against: JAN 2022 (223) SVHC > Threshold: Not Yet Reviewed |
| Halogen Content | Low Halogen - Br, Cl, F, I < 900 ppm per homogenous material. Also BFR/CFR/PVC Free |
| Solder Process Capability | Not applicable for solder process capability |

Product Compliance Disclaimer

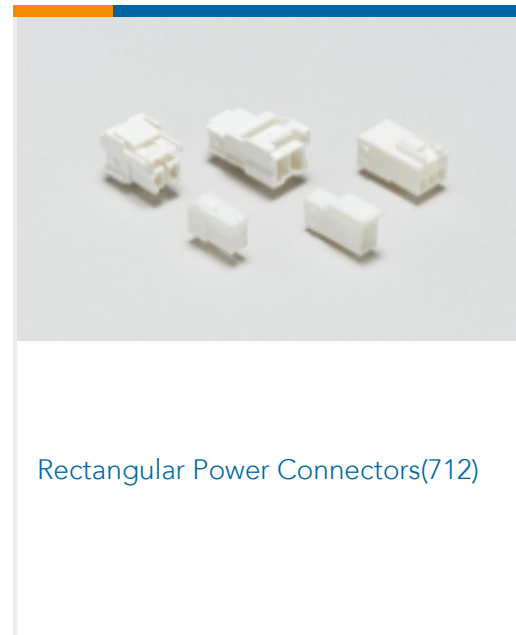
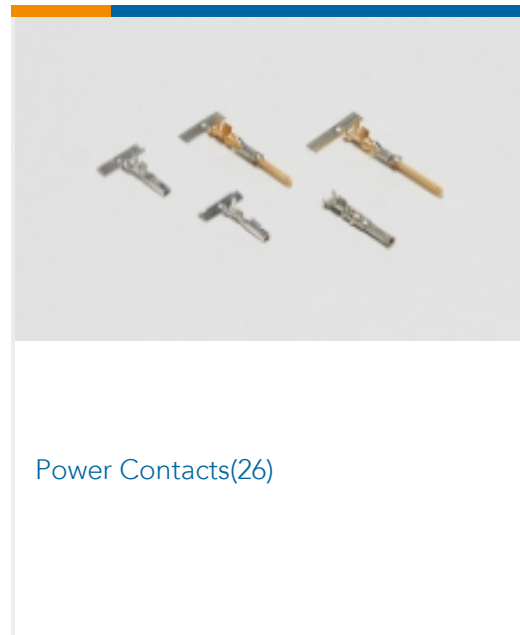
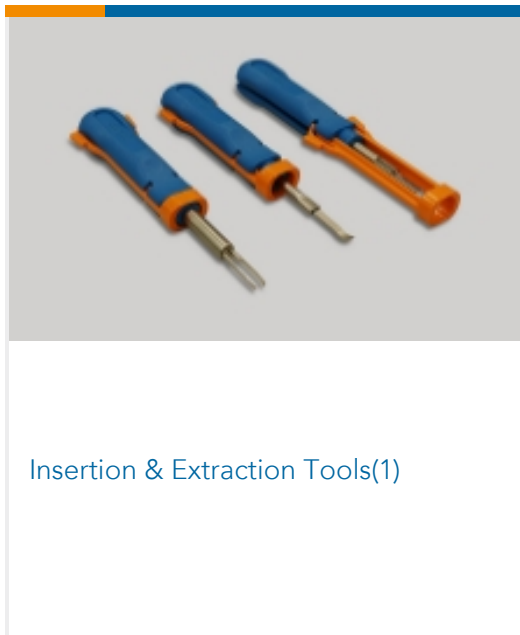
This information is provided based on reasonable inquiry of our suppliers and represents our current actual knowledge based on the information they provided. This information is subject to change. The part numbers that TE has identified as EU RoHS compliant have a maximum concentration of 0.1% by weight in homogenous materials for lead, hexavalent chromium, mercury, PBB, PBDE, DBP, BBP, DEHP, DIBP, and 0.01% for cadmium, or qualify for an exemption to these limits as defined in the Annexes of Directive 2011/65/EU (RoHS2). Finished electrical and electronic equipment products will be CE marked as required by Directive 2011/65/EU. Components may not be CE marked. Additionally, the part numbers that TE has identified as EU ELV compliant have a maximum concentration of 0.1% by weight in homogenous materials for lead, hexavalent chromium, and mercury, and 0.01% for cadmium, or qualify for an exemption to these limits as defined in the Annexes of Directive 2000/53/EC (ELV). Regarding the REACH Regulation, the information TE provides on SVHC in articles for this part number is based on the latest European Chemicals Agency (ECHA) 'Guidance on requirements for substances in articles' posted at this URL: <https://echa.europa.eu/guidance-documents/guidance-on-reach>

Compatible Parts

| | | | |
|---|---|--|---|
|  <p>TE Part # 1445022-4 MICRO MNL RFECEPT HSG SINGLE R</p> |  <p>TE Part # 2008570-4 4 POS MICRO MNL, SIDE LATCH, B</p> |  <p>TE Part # 2029047-4 4P MICRO MNL RCPT HSG SR SIDE</p> |  <p>TE Part # 2008571-4 4 POS MICRO MNL, TOP LATCH, BL</p> |
|---|---|--|---|



Also in the Series | **Micro MATE-N-LOK**



Customers Also Bought





Documents

Product Drawings

[FREE HANG SNGL ROW HSG 4 POS](#)

English

CAD Files

[3D PDF](#)

3D

Customer View Model

[ENG_CVM_CVM_1445049-4_B1.2d_dxf.zip](#)

English

Customer View Model

[ENG_CVM_CVM_1445049-4_B1.3d_igs.zip](#)

English

Customer View Model

[ENG_CVM_CVM_1445049-4_B1.3d_stp.zip](#)

English

By downloading the CAD file I accept and agree to the [Terms and Conditions](#) of use.

Datasheets & Catalog Pages

[SOFT_SHELL_PIN_AND_SOCKET_CONNECTORS_CATALOG](#)

English

[MICRO MATE-N-LOK CONNECTOR SYSTEM](#)

English

[1773458-4_MICRO_MATE_N_LOK_CONNECTOR_SYSTEM_QRG](#)

English

Product Specifications

[Application Specification](#)

English

Product Environmental Compliance

[MD_1445049-4_06122018914_dmtec](#)

English

[MD_1445049-4_06122018914_dmtec](#)

English