

130171 ✓ ACTIVE



PIDG

TE Internal #: 130171

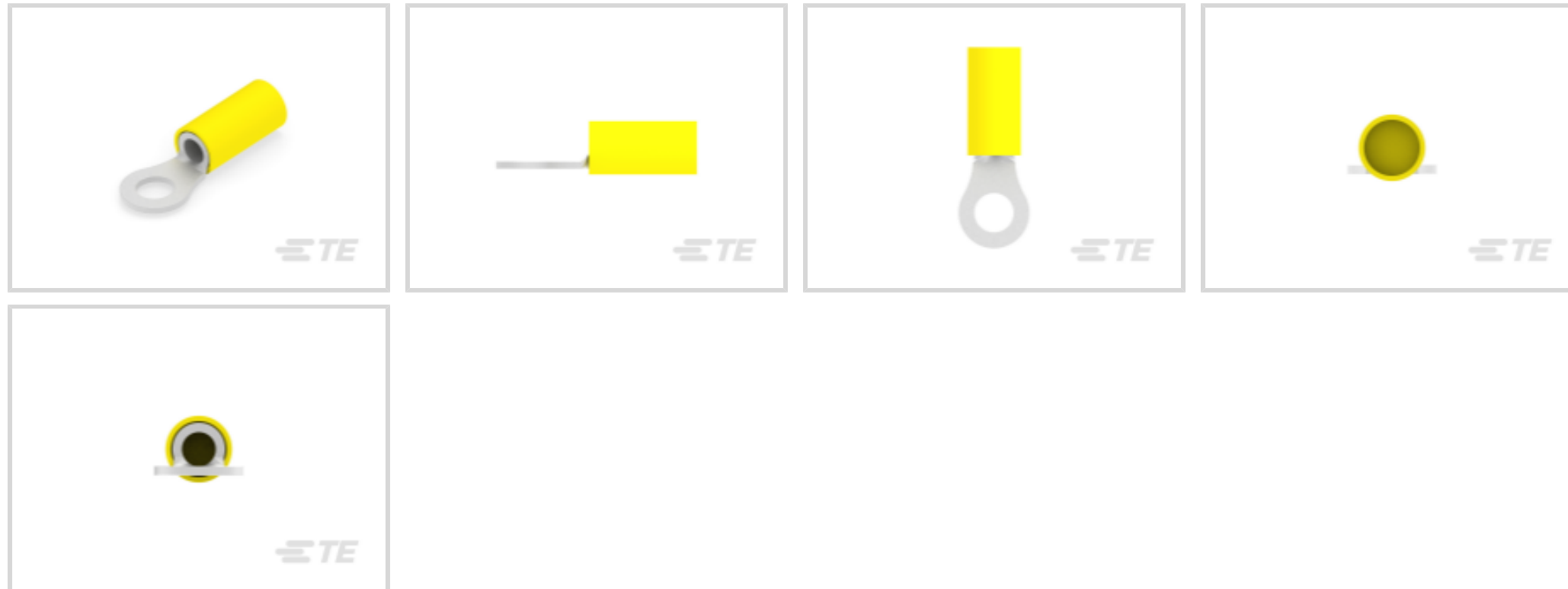
Ring Terminals & Spade Terminals, Ring Tongue, 12 – 10 AWG

Wire Size, 2.62 – 6.64 mm<sup>2</sup> Wire Size, 5180 – 13100 CMA Wire Size,

Stud Size M5, PIDG

[View on TE.com >](#)

Terminals & Splices > Ring Terminals & Spade Terminals > PIDG RING TONGUE TERMINALS



Ring & Spade Terminal Type: **Ring Tongue**

Wire Size: **5180 – 13100 CMA**

Stud Size: **M5**

[All PIDG RING TONGUE TERMINALS \(421\)](#)

### Features

#### Product Type Features

Shape Description	RING-041
Stud Size	M5
Sealable	No
Wire Insulation Support Retention Type	Non-Insulation Support

#### Configuration Features

Number of Holes	1
Terminal Angle	180 °

#### Electrical Characteristics

Voltage (Max)	300 V
---------------	-------

#### Body Features

Inspection Slot	No
Insulation Sleeve Color	Yellow
Stripe Color	Yellow

#### Contact Features



Ring & Spade Terminal Type	Ring Tongue
Barrel Type	Closed
Terminal Orientation	Straight
Terminal Plating Material	Tin

### Mechanical Attachment

Wire Insulation Support	With
-------------------------	------

### Dimensions

Wire Size	5180 – 13100 CMA
Stud Diameter	5.25 mm[.207 in]
Tongue Thickness	.79 mm[.031 in]
Overall Product Length	27.68 mm[1.09 in]
Accepts Wire Insulation Diameter (Max)	6.35 mm[.25 in]
Accepts Wire Insulation Diameter Range	3.81 – 6.35 mm[.15 – .25 in]

### Usage Conditions

Insulation Option	Partially Insulated
Operating Temperature Range	105 °C[221 °F]

### Operation/Application

Compatible With Wire Base Material	Copper
Compatible With Wire Plating Material	Tin
Heavy Duty	No

### Industry Standards

Government Qualified	No
----------------------	----

### Packaging Features

Packaging Quantity	500
Packaging Method	Loose Piece

### Other

Comment	Available On-Tape for Automatic Termination.
---------	--

### Product Compliance

For compliance documentation, visit the product page on [TE.com](https://www.te.com)>

EU RoHS Directive 2011/65/EU	Compliant
------------------------------	-----------







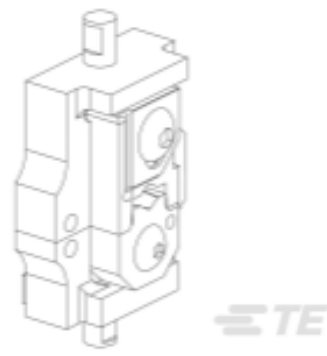
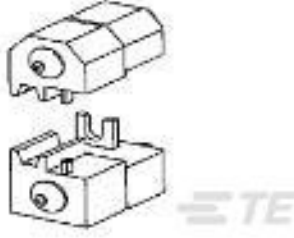


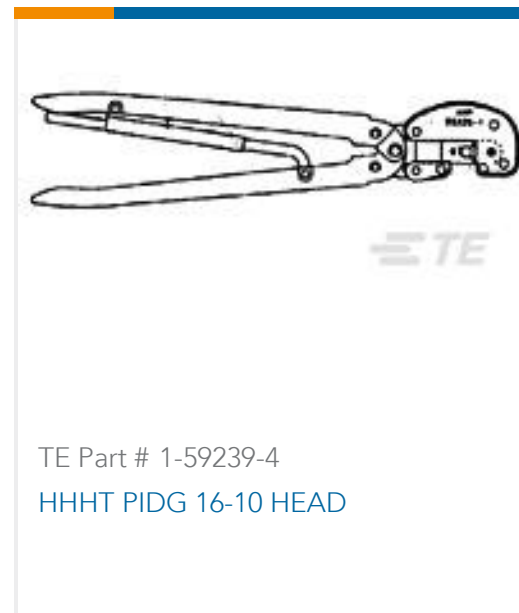
EU ELV Directive 2000/53/EC	Compliant
China RoHS 2 Directive MIIT Order No 32, 2016	No Restricted Materials Above Threshold
EU REACH Regulation (EC) No. 1907/2006	Current ECHA Candidate List: JAN 2022 (223) Candidate List Declared Against: JAN 2022 (223) Does not contain REACH SVHC
Halogen Content	Low Halogen - Br, Cl, F, I < 900 ppm per homogenous material. Also BFR/CFR/PVC Free
Solder Process Capability	Not applicable for solder process capability

Product Compliance Disclaimer

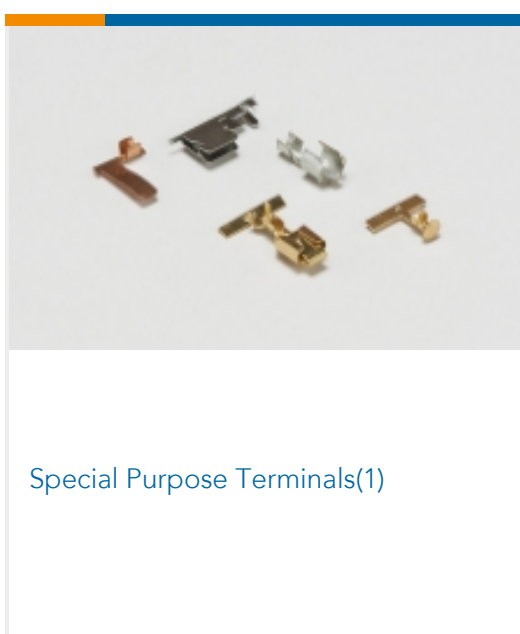
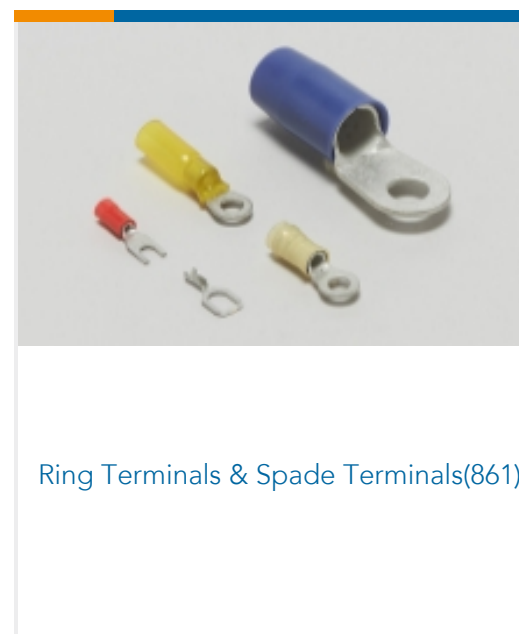
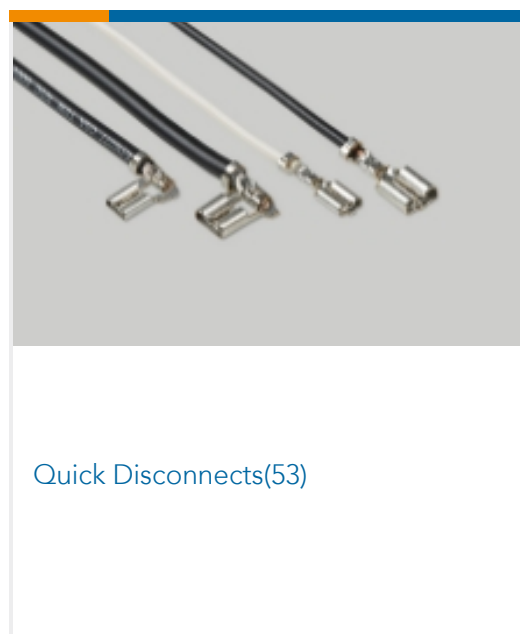
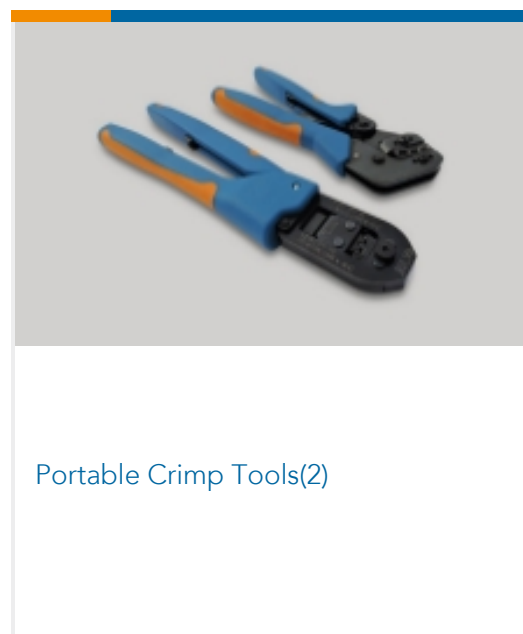


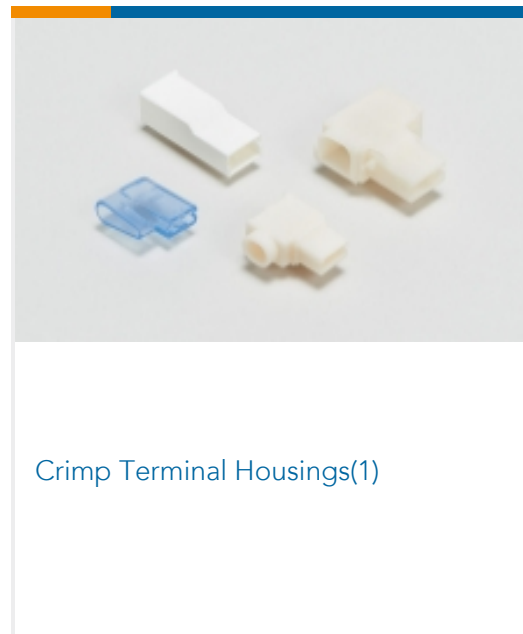

This information is provided based on reasonable inquiry of our suppliers and represents our current actual knowledge based on the information they provided. This information is subject to change. The part numbers that TE has identified as EU RoHS compliant have a maximum concentration of 0.1% by weight in homogenous materials for lead, hexavalent chromium, mercury, PBB, PBDE, DBP, BBP, DEHP, DIBP, and 0.01% for cadmium, or qualify for an exemption to these limits as defined in the Annexes of Directive 2011/65/EU (RoHS2). Finished electrical and electronic equipment products will be CE marked as required by Directive 2011/65/EU. Components may not be CE marked. Additionally, the part numbers that TE has identified as EU ELV compliant have a maximum concentration of 0.1% by weight in homogenous materials for lead, hexavalent chromium, and mercury, and 0.01% for cadmium, or qualify for an exemption to these limits as defined in the Annexes of Directive 2000/53/EC (ELV). Regarding the REACH Regulation, the information TE provides on SVHC in articles for this part number is based on the latest European Chemicals Agency (ECHA) 'Guidance on requirements for substances in articles' posted at this URL: <https://echa.europa.eu/guidance-documents/guidance-on-reach>

## Compatible Parts

 <p>TE Part # 59824-1 TETRA-CRIMP PIDG PG FASTON 22-10 ASSY</p>	 <p>TE Part # 58433-3 PRO CR ASSY, RBY IS9252</p>	 <p>TE Part # 58423-1 DIE, RBY IS9252</p>	 <p>TE Part # 59239-4 HHHT PIDG PG 12-10 ASSY</p>
 <p>TE Part # 539691-2 ERGO DIE R.B.Y</p>	 <p>TE Part # 2063030-1 SDE DIESET, RBY, UL</p>	 <p>TE Part # 2063361-1 DIE ASM, 12-10 PIDG, BATT TL</p>	 <p>TE Part # 47808-6 DIES PIDG 12-10 DIE SET</p>

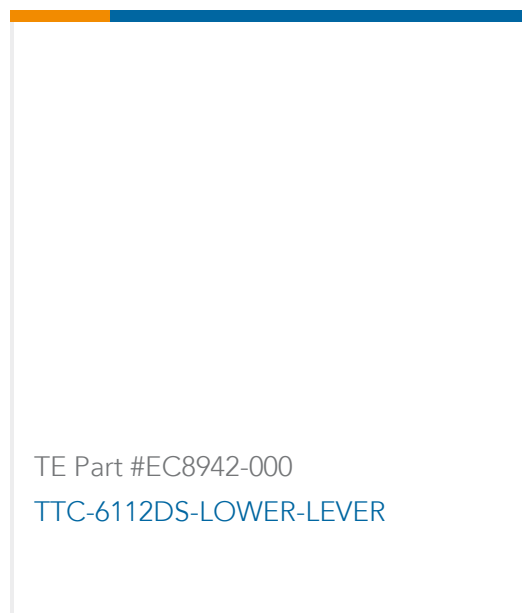


Also in the Series | PIDG



Customers Also Bought





## Documents

### Product Drawings

[TERMINAL, PIDG, RT, 12-10 AWG, M5](#)

English

### CAD Files

Customer View Model

[ENG\\_CVM\\_CVM\\_130171\\_L.2d\\_dxf.zip](#)

English

[3D PDF](#)

3D

Customer View Model

[ENG\\_CVM\\_CVM\\_130171\\_L.3d\\_igs.zip](#)

English

Customer View Model

[ENG\\_CVM\\_CVM\\_130171\\_L.3d\\_stp.zip](#)

English

By downloading the CAD file I accept and agree to the [Terms and Conditions](#) of use.

### Datasheets & Catalog Pages

[PIDG Terminals and Splices Quick Reference Guide](#)

English

[PIDG TERMINALS & SPLICES Quick Reference Guide](#)

English

### Product Specifications

[Application Specification](#)

English



### Product Environmental Compliance

[MD\\_130171\\_032820181246\\_dmtec](#)

English

[MD\\_130171\\_032820181246\\_dmtec](#)

English

---

### Agency Approvals

[UL Report](#)

English