

1376350-2 ✓ ACTIVE




TH/.025 Connector System

TE Internal #: 1376350-2

PCB Mount Header, Horizontal, Wire-to-Board, 8 Position, .087 in [2.2 mm] Centerline, Fully Shrouded, Tin (Sn), TH/.025 Connector System

[View on TE.com >](#)

Connectors > PCB Connectors > PCB Headers & Receptacles > SIGNAL HEADER



Connector System: **Wire-to-Board**

Number of Positions: **8**

Centerline (Pitch): **2.2 mm [.087 in]**

Sealable: **No**

PCB Mount Orientation: **Horizontal**

[All SIGNAL HEADER \(414\)](#)

Features

Product Type Features

| | |
|-----------------------------------|-----------------------|
| Hybrid Header | No |
| Connector & Housing Shape | Rectangular |
| PCB Connector Assembly Type | PCB Mount Header |
| Header Type | Fully Shrouded |
| Connector System | Wire-to-Board |
| Sealable | No |
| Connector & Contact Terminates To | Printed Circuit Board |

Configuration Features

| | |
|----------------------------|------------|
| Number of Sections | 1 |
| Number of Signal Positions | 8 |
| Number of Positions | 8 |
| PCB Mount Orientation | Horizontal |
| Number of Rows | 2 |



Electrical Characteristics

| | |
|------------------------------|--------|
| Voltage Rating (Max) | 12 VDC |
| Nominal Voltage Architecture | 12 V |
| Operating Voltage | 12 VDC |

Body Features

| | |
|-----------------------|---------|
| Primary Product Color | Natural |
|-----------------------|---------|

Contact Features

| | |
|--------------------------------------|-----------------|
| Contact Size | .63mm |
| Contact Type | Tab |
| Mating Tab Width | .64 mm[.025 in] |
| Mating Tab Thickness | .64 mm[.025 in] |
| Contact Mating Area Plating Material | Tin (Sn) |

Termination Features

| | |
|---|-----------------------|
| Termination Method to Printed Circuit Board | Through Hole - Solder |
|---|-----------------------|

Mechanical Attachment

| | |
|-----------------------|-------------------|
| Mounting Holes | With |
| Mating Retention | With |
| Mating Alignment | With |
| PCB Mount Alignment | Without |
| Panel Mount Feature | Without |
| PCB Mount Retention | Without |
| Mating Retention Type | Locking Interface |

Housing Features

| | |
|--------------------|-----------------|
| Centerline (Pitch) | 2.2 mm[.087 in] |
|--------------------|-----------------|

Dimensions

| | |
|-----------------------------|------------------------------|
| Connector Length | 24.47 mm[.963 in] |
| Connector Width | 14.2 mm[.559 in] |
| PCB Thickness (Recommended) | 1.2 – 1.6 mm[.047 – .063 in] |
| Profile Height from PCB | 15.5 mm[.61 in] |

Usage Conditions

| | |
|-----------------------------|--|
| Operating Temperature (Max) | 65 °C, 70 °C, 75 °C, 80 °C, 85 °C, 90 °C, 100 °C, 105 °C[149 °F][158 °F][167 °F][176 °F] |
|-----------------------------|--|



| | |
|--|----------------------------------|
| | [185 °F][194 °F][212 °F][221 °F] |
|--|----------------------------------|

Operating Temperature Range -30 – 105 °C[-22 – 221 °F]

Operation/Application

| | |
|----------|----|
| Shielded | No |
|----------|----|

Circuit Application Signal

Industry Standards

| | |
|------------------------|---------|
| UL Flammability Rating | UL 94HB |
|------------------------|---------|

Packaging Features

| | |
|----------------|------|
| Packaging Type | Tube |
|----------------|------|

Packaging Quantity 32

Other

| | |
|------------------|--------|
| Interface Number | 376353 |
|------------------|--------|

Product Compliance

[For compliance documentation, visit the product page on TE.com>](#)

| | |
|------------------------------|-----------|
| EU RoHS Directive 2011/65/EU | Compliant |
|------------------------------|-----------|

EU ELV Directive 2000/53/EC Compliant

| | |
|---|---|
| China RoHS 2 Directive MIIT Order No 32, 2016 | No Restricted Materials Above Threshold |
|---|---|

EU REACH Regulation (EC) No. 1907/2006
 Current ECHA Candidate List: JAN 2022 (223)
 Candidate List Declared Against: JAN 2022 (223)
 Does not contain REACH SVHC

| | |
|-----------------|---|
| Halogen Content | Low Halogen - Br, Cl, F, I < 900 ppm per homogenous material. Also BFR/CFR/PVC Free |
|-----------------|---|

Solder Process Capability Wave solder capable to 240°C

Product Compliance Disclaimer

This information is provided based on reasonable inquiry of our suppliers and represents our current actual knowledge based on the information they provided. This information is subject to change. The part numbers that TE has identified as EU RoHS compliant have a maximum concentration of 0.1% by weight in homogenous materials for lead, hexavalent chromium, mercury, PBB, PBDE, DBP, BBP, DEHP, DIBP, and 0.01% for cadmium, or qualify for an exemption to these limits as defined in the Annexes of Directive 2011/65/EU (RoHS2). Finished electrical and electronic equipment products will be CE marked as required by Directive 2011/65/EU. Components may not be CE marked. Additionally, the part numbers that TE has identified as EU ELV compliant have a maximum concentration of 0.1% by weight in homogenous materials for lead, hexavalent chromium, and mercury, and 0.01% for cadmium, or qualify for an exemption to these limits as defined in the Annexes of Directive 2000/53/EC (ELV). Regarding the REACH Regulation, the information TE provides on SVHC in articles for this part number is based on the latest European Chemicals Agency (ECHA) 'Guidance on requirements for substances in articles' posted at this URL: <https://echa.europa.eu/guidance-documents/guidance-on-reach>

Compatible Parts




TE Part # CAT-T319-CH8172
TH/.025 CONNECTOR SYSTEM,
HOUSING




TE Part # 1473800-1
025 IDC 4POS PLUG HSG


Also in the Series | TH/.025 Connector System




Automotive Connector Caps & Covers (6)




Automotive Housings(203)




Automotive Seals & Cavity Plugs(2)



Automotive Terminals(25)



Insertion & Extraction Tools(4)



Other Automotive Connector Accessories(5)




PCB Headers & Receptacles(144)

Customers Also Bought



TE Part #1674477-1
SIGNAL HEADER



TE Part #2291172-1
025 SMD 8P CAP ASSEMBLY H-TYPE



TE Part #1376366-8
025 8POS CAP ASSY H TIN



TE Part #2291173-1
025 SMD 12P CAP ASSEMBLY H-TYPE

Documents

[Product Drawings](#)
[025 I/O CAP HSG ASSY 8P](#)
Japanese



CAD Files

3D PDF

3D

Customer View Model

[ENG_CVM_CVM_1376350-2_F.2d_dxf.zip](#)

English

Customer View Model

[ENG_CVM_CVM_1376350-2_F.3d_igs.zip](#)

English

Customer View Model

[ENG_CVM_CVM_1376350-2_F.3d_stp.zip](#)

English

By downloading the CAD file I accept and agree to the [Terms and Conditions](#) of use.

Product Specifications

Crimping of 025 Receptacle Contact

Japanese

Application Specification

Japanese

Instruction Sheets

Instruction Sheet (non U.S.)

English

Instruction Sheet (non U.S.)

Japanese