

1376357-8 ✓ ACTIVE



TH/.025 Connector System

TE Internal #: 1376357-8

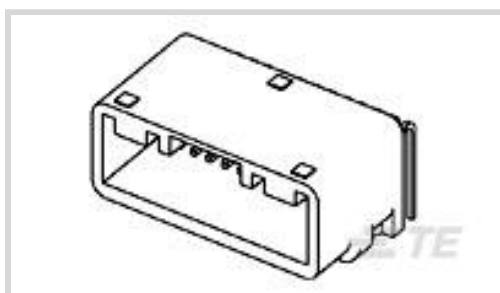
PCB Mount Header, Horizontal, Wire-to-Board, 26 Position, .087 in

/ .157 in [2.2 mm / 4 mm] Centerline, Fully Shrouded, TH/.025

Connector System

[View on TE.com >](#)

Connectors > PCB Connectors > PCB Headers & Receptacles > SIGNAL HEADER



Connector System: **Wire-to-Board**

Number of Positions: **26**

Centerline (Pitch): **2.2 mm, 4 mm [.087 in, .157 in]**

Sealable: **No**

PCB Mount Orientation: **Horizontal**

[All SIGNAL HEADER \(414\)](#)

Features

Product Type Features

Hybrid Header	Yes
Connector & Housing Shape	Rectangular
PCB Connector Assembly Type	PCB Mount Header
Header Type	Fully Shrouded
Connector System	Wire-to-Board
Sealable	No
Connector & Contact Terminates To	Printed Circuit Board

Configuration Features

Number of Sections	1
Number of Signal Positions	26
Number of Positions	26
PCB Mount Orientation	Horizontal
Number of Rows	2

Electrical Characteristics

Voltage Rating (Max)	12 VDC
Nominal Voltage Architecture	12 V
Operating Voltage	12 VDC



Body Features

Primary Product Color	Natural
-----------------------	---------

Contact Features

Contact Size	.63mm, 2.28mm
Contact Type	Tab
Mating Tab Width	.64 mm, 2.3 mm [.025 in][.091 in]
Mating Tab Thickness	.64 mm [.025 in]
Contact Mating Area Plating Material	Tin (Sn)

Termination Features

Termination Method to Printed Circuit Board	Through Hole - Solder
---	-----------------------

Mechanical Attachment

Mounting Holes	With
Mating Retention	With
Mating Alignment	With
PCB Mount Alignment	Without
Panel Mount Feature	Without
PCB Mount Retention	Without
Mating Retention Type	Locking Interface

Housing Features

Centerline (Pitch)	2.2 mm, 4 mm [.087 in][.157 in]
--------------------	---------------------------------

Dimensions

Connector Length	28.97 mm [1.141 in]
Connector Width	42.5 mm [1.673 in]
PCB Thickness (Recommended)	1.2 – 1.6 mm [.047 – .063 in]
Profile Height from PCB	17.6 mm [.693 in]

Usage Conditions

Operating Temperature (Max)	65 °C, 70 °C, 75 °C, 80 °C, 85 °C, 90 °C, 100 °C, 105 °C [149 °F][158 °F][167 °F][176 °F][185 °F][194 °F][212 °F][221 °F]
Operating Temperature Range	-30 – 105 °C [-22 – 221 °F]

Operation/Application

Shielded	No
----------	----



Circuit Application

Signal

Industry Standards

UL Flammability Rating

None

Packaging Features

Packaging Type

Tube

Packaging Quantity

10

Other

Interface Number

1376360

Product Compliance

For compliance documentation, visit the product page on [TE.com](#)>

EU RoHS Directive 2011/65/EU

Compliant

EU ELV Directive 2000/53/EC

Compliant

China RoHS 2 Directive MIIT Order No 32, 2016

No Restricted Materials Above Threshold

EU REACH Regulation (EC) No. 1907/2006

Current ECHA Candidate List: JAN 2022 (223)
 Candidate List Declared Against: JAN 2022 (223)
 Does not contain REACH SVHC

Halogen Content

Low Halogen - Br, Cl, F, I < 900 ppm per homogenous material. Also BFR/CFR/PVC Free

Solder Process Capability

Wave solder capable to 240°C


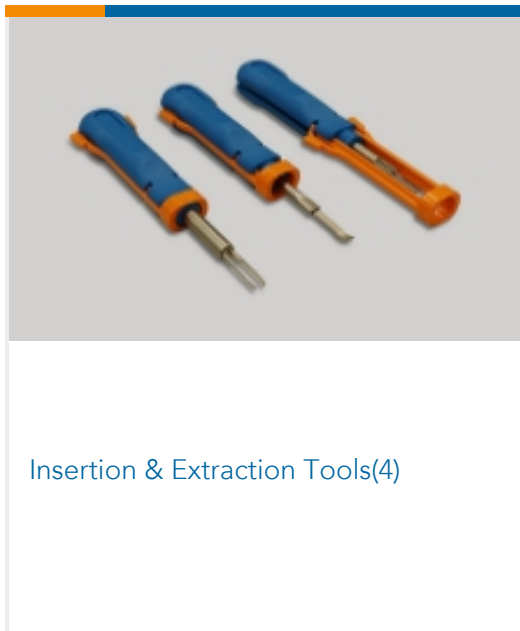
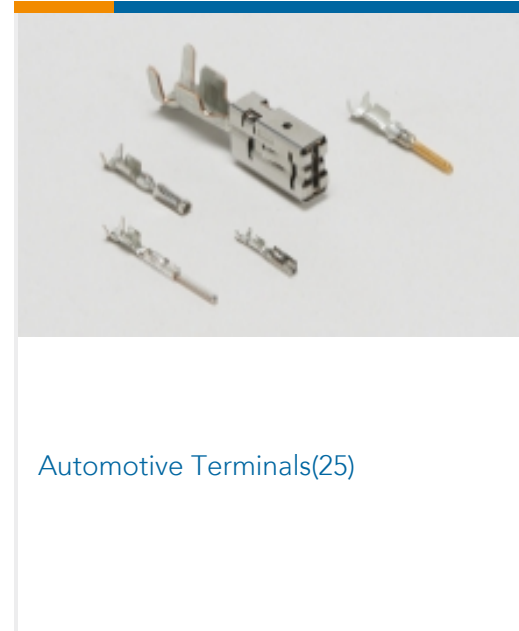
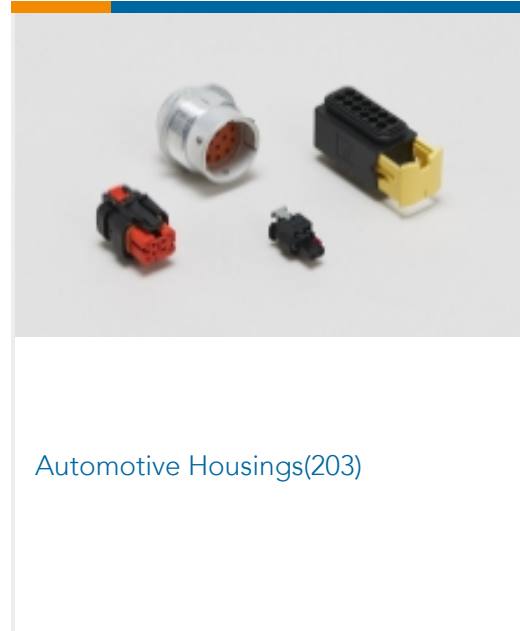

Product Compliance Disclaimer

This information is provided based on reasonable inquiry of our suppliers and represents our current actual knowledge based on the information they provided. This information is subject to change. The part numbers that TE has identified as EU RoHS compliant have a maximum concentration of 0.1% by weight in homogenous materials for lead, hexavalent chromium, mercury, PBB, PBDE, DBP, BBP, DEHP, DIBP, and 0.01% for cadmium, or qualify for an exemption to these limits as defined in the Annexes of Directive 2011/65/EU (RoHS2). Finished electrical and electronic equipment products will be CE marked as required by Directive 2011/65/EU. Components may not be CE marked. Additionally, the part numbers that TE has identified as EU ELV compliant have a maximum concentration of 0.1% by weight in homogenous materials for lead, hexavalent chromium, and mercury, and 0.01% for cadmium, or qualify for an exemption to these limits as defined in the Annexes of Directive 2000/53/EC (ELV). Regarding the REACH Regulation, the information TE provides on SVHC in articles for this part number is based on the latest European Chemicals Agency (ECHA) 'Guidance on requirements for substances in articles' posted at this URL: <https://echa.europa.eu/guidance-documents/guidance-on-reach>

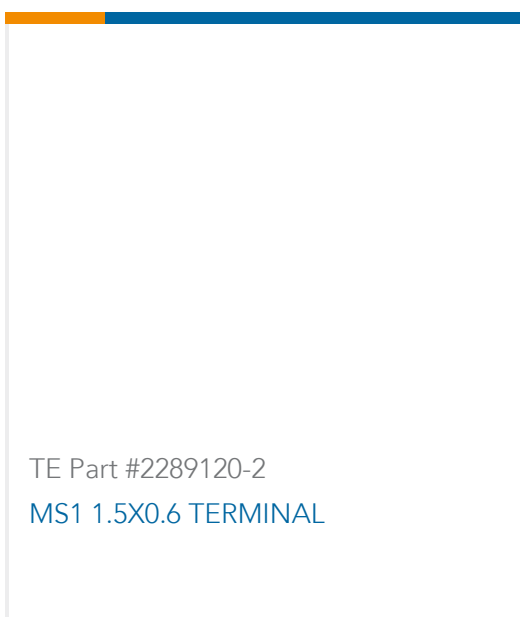
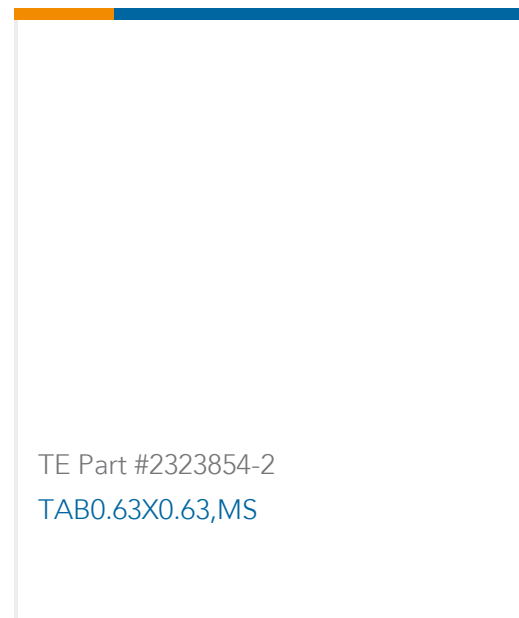
Compatible Parts



Also in the Series | TH/.025 Connector System



Customers Also Bought





Documents

Product Drawings

[025/090 26POS CAP ASSY H SELECTIVE-TIN](#)

Japanese

[025/090 26POS CAP ASSY H SELECTIVE-TIN](#)

Japanese

CAD Files

[3D PDF](#)

3D

Customer View Model

[ENG_CVM_CVM_1376357-8_F.2d_dxf.zip](#)

English

Customer View Model

[ENG_CVM_CVM_1376357-8_F.3d_igs.zip](#)

English

Customer View Model

[ENG_CVM_CVM_1376357-8_F.3d_stp.zip](#)

English

By downloading the CAD file I accept and agree to the [Terms and Conditions](#) of use.

Product Specifications

[Crimping of 025 Receptacle Contact](#)

Japanese

[Application Specification](#)

Japanese

Instruction Sheets

[025/090II I/O Connector](#)

Japanese

[Instruction Sheet \(non U.S.\)](#)

Japanese

[025/090II I/O Connector](#)

Japanese

[Instruction Sheet \(non U.S.\)](#)

Japanese