



Connectors > PCB Connectors > PCB Headers & Receptacles > Header Assembly: Wire-to-Board, 15A, gold or tin plated



Connector System: **Wire-to-Board**

Number of Positions: **6**

Number of Rows: **1**

Centerline (Pitch): **5.08 mm [.2 in]**

PCB Mount Orientation: **Horizontal**

[All Header Assembly: Wire-to-Board, 15A, gold or tin plated \(134\)](#)

Features

Product Type Features

| | |
|-----------------------------------|-----------------------|
| Connector System | Wire-to-Board |
| Header Type | Fully Shrouded |
| Sealable | No |
| Connector & Contact Terminates To | Printed Circuit Board |
| PCB Connector Assembly Type | PCB Mount Header |

Configuration Features

| | |
|-----------------------|------------|
| Number of Positions | 6 |
| Number of Rows | 1 |
| PCB Mount Orientation | Horizontal |

Body Features

| | |
|-----------------------|-------|
| Primary Product Color | Black |
|-----------------------|-------|

Contact Features

| | |
|--|--------------|
| Contact Mating Area Plating Material Thickness | 2 μm[80 μin] |
| Contact Mating Area Plating Material Finish | Matte |
| Contact Mating Area Plating Material | Tin |
| Contact Type | Pin |
| Contact Current Rating (Max) | 15 A |

Termination Features

| | |
|--|--|
| | |
|--|--|



| | |
|---|-----------------------|
| Termination Method to Printed Circuit Board | Through Hole - Solder |
|---|-----------------------|

Mechanical Attachment

| | |
|--------------------------|---------------|
| Mating Alignment Type | Keyed |
| Mating Retention | With |
| PCB Mount Retention Type | Retention Leg |
| Connector Mounting Type | Board Mount |
| Mating Alignment | With |
| PCB Mount Alignment | Without |
| PCB Mount Retention | With |

Housing Features

| | |
|--------------------|----------------|
| Housing Material | Polyester GF |
| Centerline (Pitch) | 5.08 mm[.2 in] |

Usage Conditions

| | |
|-----------------------------|----------------------------|
| Operating Temperature Range | -55 – 105 °C[-67 – 221 °F] |
|-----------------------------|----------------------------|

Operation/Application

| | |
|---------------------|----------------|
| Circuit Application | Power & Signal |
|---------------------|----------------|

Industry Standards

| | |
|------------------------|----------|
| UL Flammability Rating | UL 94V-0 |
|------------------------|----------|

Packaging Features

| | |
|----------------|-----------|
| Packaging Type | Box, Tube |
|----------------|-----------|

Product Compliance

For compliance documentation, visit the product page on TE.com>

| | |
|---|---|
| EU RoHS Directive 2011/65/EU | Compliant |
| EU ELV Directive 2000/53/EC | Compliant |
| China RoHS 2 Directive MIIT Order No 32, 2016 | No Restricted Materials Above Threshold |
| EU REACH Regulation (EC) No. 1907/2006 | Current ECHA Candidate List: JAN 2022 (223) Candidate List Declared Against: JAN 2022 (223) Does not contain REACH SVHC |
| Halogen Content | Not Low Halogen - contains Br or Cl > 900 ppm. |
| Solder Process Capability | Wave solder capable to 265°C |



Product Compliance Disclaimer

This information is provided based on reasonable inquiry of our suppliers and represents our current actual knowledge based on the information they provided. This information is subject to change. The part numbers that TE has identified as EU RoHS compliant have a maximum concentration of 0.1% by weight in homogenous materials for lead, hexavalent chromium, mercury, PBB, PBDE, DBP, BBP, DEHP, DIBP, and 0.01% for cadmium, or qualify for an exemption to these limits as defined in the Annexes of Directive 2011/65/EU (RoHS2). Finished electrical and electronic equipment products will be CE marked as required by Directive 2011/65/EU. Components may not be CE marked. Additionally, the part numbers that TE has identified as EU ELV compliant have a maximum concentration of 0.1% by weight in homogenous materials for lead, hexavalent chromium, and mercury, and 0.01% for cadmium, or qualify for an exemption to these limits as defined in the Annexes of Directive 2000/53/EC (ELV). Regarding the REACH Regulation, the information TE provides on SVHC in articles for this part number is based on the latest European Chemicals Agency (ECHA) ‘Guidance on requirements for substances in articles’ posted at this URL: <https://echa.europa.eu/guidance-documents/guidance-on-reach>

Compatible Parts

TE Part # 1-178128-6
DYNAMIC 3200 REC HSG 6P X

Also in the Series | Dynamic 3000 Series

Connector Contacts(3)

Insertion & Extraction Tools(1)

PCB Connector Keying(1)

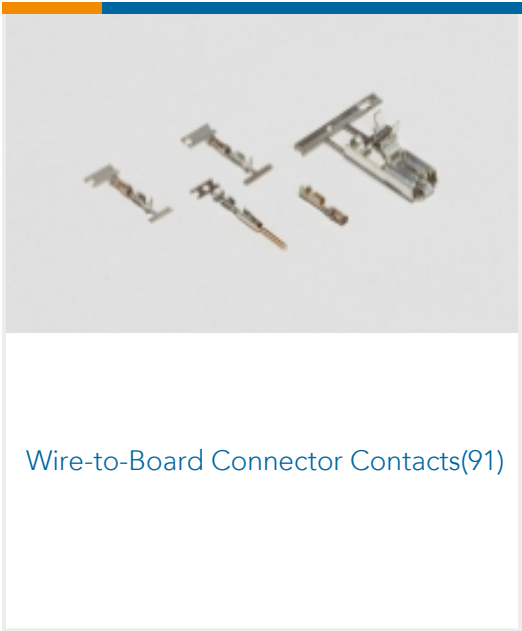
PCB Connector Mounting(8)

PCB Headers & Receptacles(283)

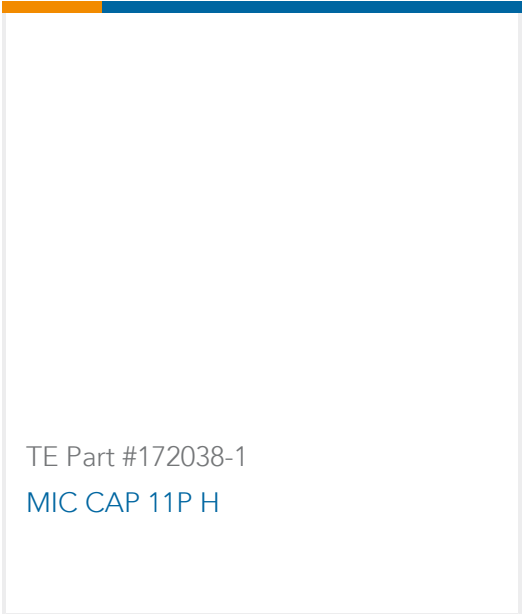
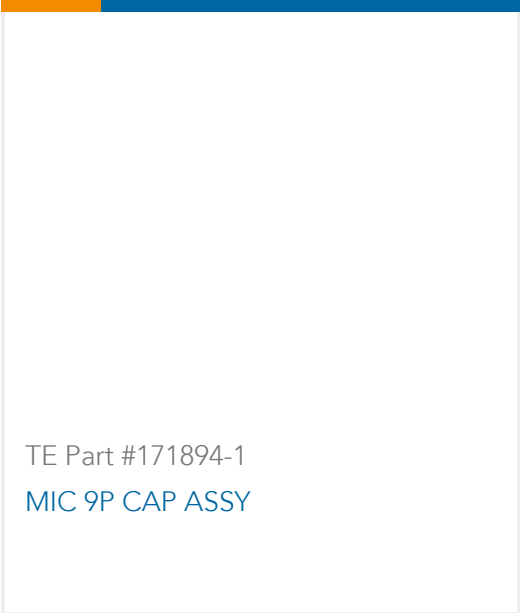
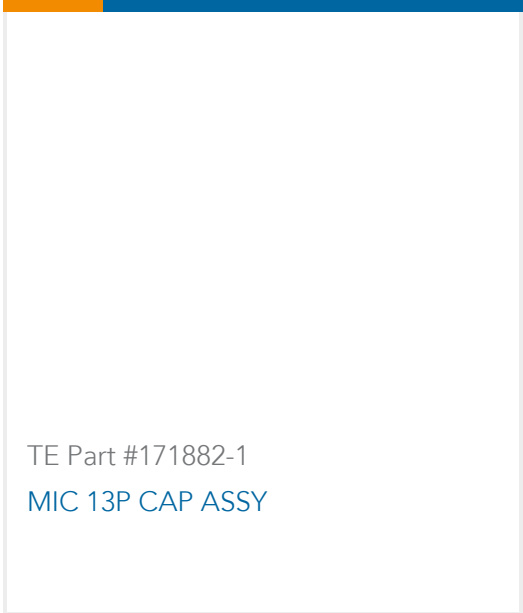
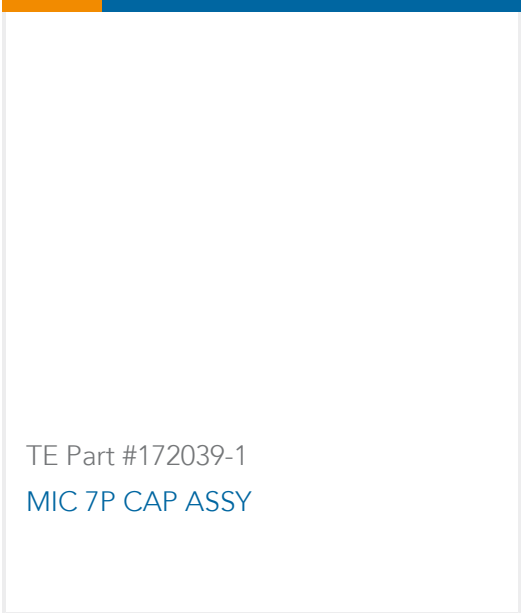
PCB Terminal Blocks(25)

Standard Rectangular Connectors(2)

Wire-to-Board Connector Assemblies & Housings(152)



Customers Also Bought



Documents

Product Drawings

DYNAMIC D-3200 HDR ASSY 6P H

English

CAD Files

3D PDF

English

Customer View Model

ENG_CVM_1-316131-5_B.3d_igs.zip



English

Customer View Model

[ENG_CVM_1-316131-5_B.3d_stp.zip](#)

English

Customer View Model

[ENG_CVM_1-316131-5_B.2d_dxf.zip](#)

English

By downloading the CAD file I accept and agree to the [Terms and Conditions](#) of use.

Datasheets & Catalog Pages

[1-1773732-4_DYNAMIC_SERIES_CATALOG_ENGLISH](#)

Japanese

[1-1773732-4_DYNAMIC_SERIES_CATALOG_ENGLISH](#)

English

Product Specifications

[Product Specification](#)

English

Product Environmental Compliance

[Product Compliance](#)

English

[Product Compliance](#)

English

Agency Approvals

[TUV Certificate](#)

English