

1379165-7 ✓ ACTIVE



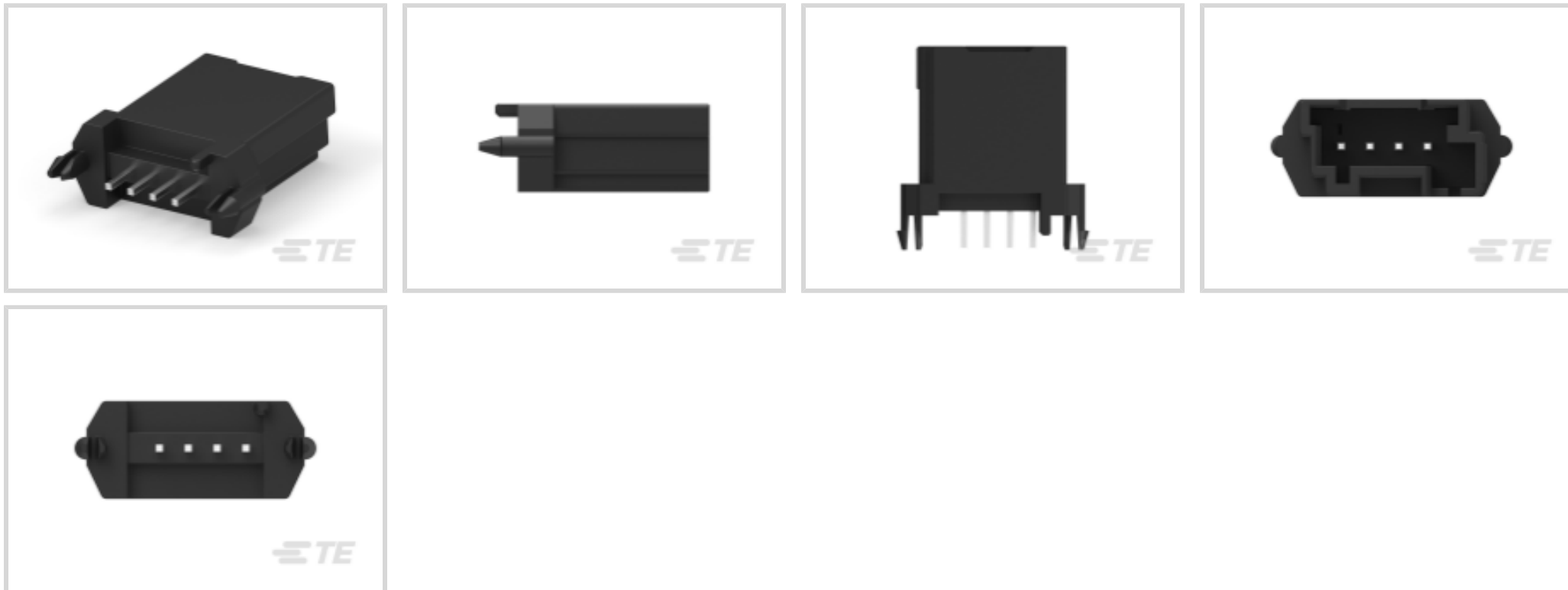
MQS

TE Internal #: 1379165-7

PCB Mount Header, Vertical, Wire-to-Board, 4 Position, .1 in [2.54 mm] Centerline, Fully Shrouded, Tin (Sn), Through Hole - Solder, Signal, Black, MQS

[View on TE.com >](#)

Connectors > PCB Connectors > PCB Headers & Receptacles > SIGNAL HEADER



Connector System: **Wire-to-Board**

Number of Positions: **4**

Centerline (Pitch): **2.54 mm [ .1 in ]**

Sealable: **No**

PCB Mount Orientation: **Vertical**

[All SIGNAL HEADER \(414\)](#)

## Features

### Product Type Features

Hybrid Header	No
Connector & Housing Shape	Rectangular
PCB Connector Assembly Type	PCB Mount Header
Header Type	Fully Shrouded
Connector System	Wire-to-Board
Sealable	No
Connector & Contact Terminates To	Printed Circuit Board

### Configuration Features

Number of Sections	1
Number of Signal Positions	4
Number of Positions	4
PCB Mount Orientation	Vertical
Number of Rows	1



### Electrical Characteristics

Nominal Voltage Architecture	12 V
Operating Voltage	12 VDC

### Body Features

Primary Product Color	Black
-----------------------	-------

### Contact Features

Contact Size	.63mm
Contact Type	Tab
Mating Tab Width	.63 mm[.025 in]
Mating Tab Thickness	.63 mm[.025 in]
Contact Mating Area Plating Material	Tin (Sn)

### Termination Features

Termination Method to Printed Circuit Board	Through Hole - Solder
---	-----------------------

### Mechanical Attachment

Mounting Holes	Without
Mating Retention	With
Mating Alignment	With
PCB Mount Alignment	With
Panel Mount Feature	Without
PCB Mount Retention	With
PCB Mount Retention Type	Boardlock
Mating Retention Type	Locking Interface

### Housing Features

Centerline (Pitch)	2.54 mm[.1 in]
--------------------	----------------

### Dimensions

Connector Length	20.4 mm[.803 in]
Connector Width	8.6 mm[.339 in]
PCB Thickness (Recommended)	1.6 mm[.063 in]
Profile Height from PCB	18.7 mm[.736 in]

### Usage Conditions

Operating Temperature (Max)	65 °C, 70 °C, 75 °C, 80 °C, 85 °C[149 °F][158 °F][167 °F][176 °F][185 °F]
-----------------------------	---



Operating Temperature Range	-40 – 85 °C[-40 – 185 °F]
-----------------------------	---------------------------

### Operation/Application

Shielded	No
Circuit Application	Signal

### Industry Standards

UL Flammability Rating	UL 94HB
------------------------	---------

### Packaging Features

Packaging Type	Tray
Packaging Quantity	585

### Other

Interface Number	208-15592
------------------	-----------

## Product Compliance

[For compliance documentation, visit the product page on TE.com>](#)

EU RoHS Directive 2011/65/EU	Compliant
EU ELV Directive 2000/53/EC	Compliant
China RoHS 2 Directive MIIT Order No 32, 2016	No Restricted Materials Above Threshold
EU REACH Regulation (EC) No. 1907/2006	Current ECHA Candidate List: JAN 2022 (223) Candidate List Declared Against: JAN 2022 (223) Does not contain REACH SVHC
Halogen Content	Low Halogen - Br, Cl, F, I < 900 ppm per homogenous material. Also BFR/CFR/PVC Free
Solder Process Capability	Wave solder capable to 260°C

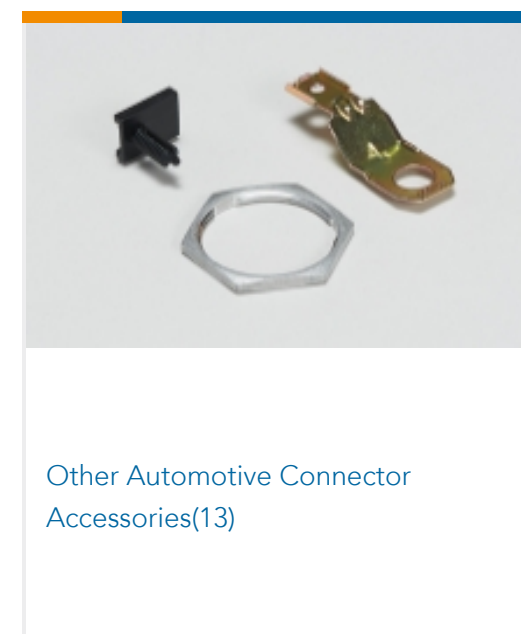
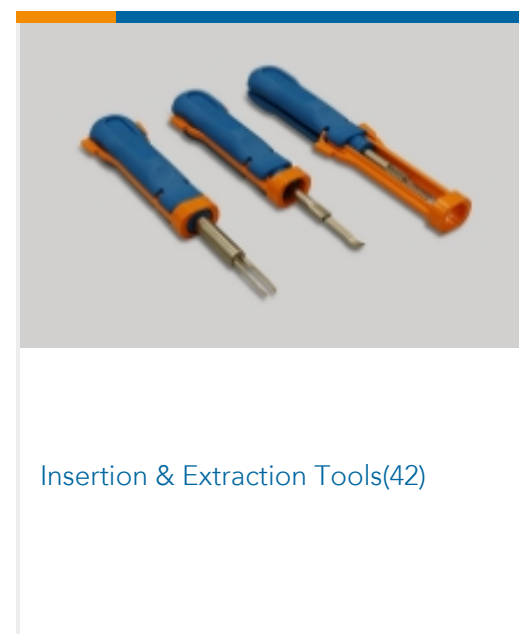
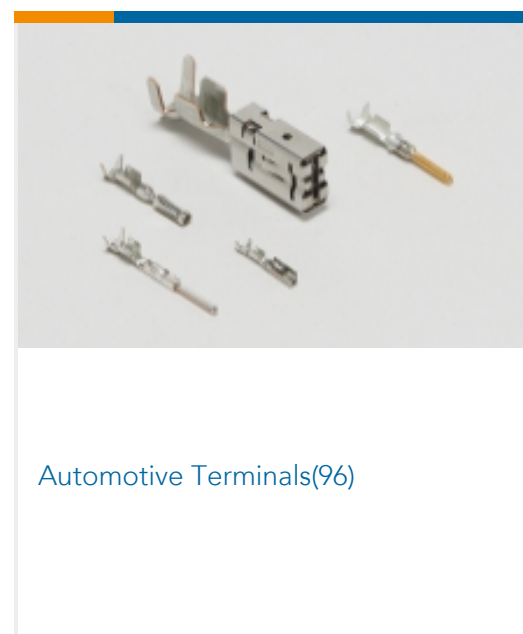
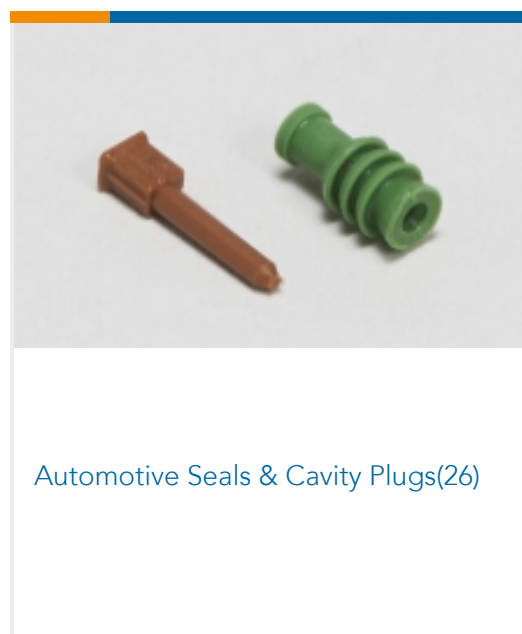
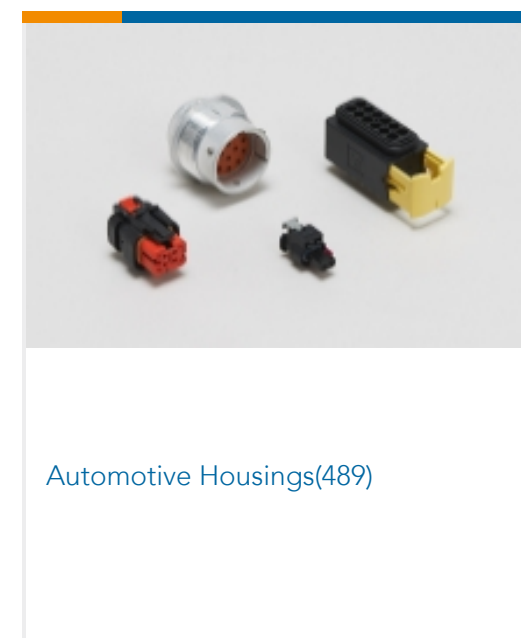
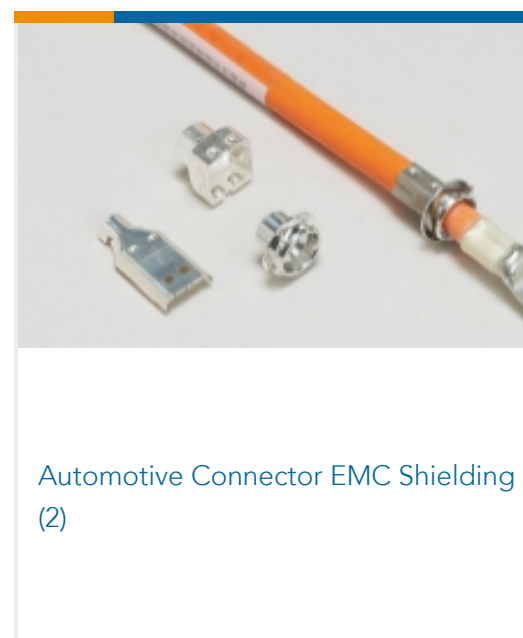
#### Product Compliance Disclaimer

This information is provided based on reasonable inquiry of our suppliers and represents our current actual knowledge based on the information they provided. This information is subject to change. The part numbers that TE has identified as EU RoHS compliant have a maximum concentration of 0.1% by weight in homogenous materials for lead, hexavalent chromium, mercury, PBB, PBDE, DBP, BBP, DEHP, DIBP, and 0.01% for cadmium, or qualify for an exemption to these limits as defined in the Annexes of Directive 2011/65/EU (RoHS2). Finished electrical and electronic equipment products will be CE marked as required by Directive 2011/65/EU. Components may not be CE marked. Additionally, the part numbers that TE has identified as EU ELV compliant have a maximum concentration of 0.1% by weight in homogenous materials for lead, hexavalent chromium, and mercury, and 0.01% for cadmium, or qualify for an exemption to these limits as defined in the Annexes of Directive 2000/53/EC (ELV). Regarding the REACH Regulation, the information TE provides on SVHC in articles for this part number is based on the latest European Chemicals Agency (ECHA) 'Guidance on requirements for substances in articles' posted at this URL: <https://echa.europa.eu/guidance-documents/guidance-on-reach>

## Compatible Parts



## Also in the Series | MQS



## Customers Also Bought



TE Part #1461405-3  
OJ-SH-105HM,000



TE Part #2-292173-2  
CT BOX HDR H SMT 2P O/TAPE BLA



TE Part #5-1462039-8  
IM02PNS=IM RELAY 140 MW 4.5V



TE Part #1734248-8  
1.0 FPC, ZIF V/T, SMT, 8P



TE Part #647676-4  
3.96 EP HDR ASSY 4P R/A



TE Part #7-188275-4  
MICRO-MATCH SMD FTE



TE Part #966658-2  
SIGNAL HEADER



TE Part #4-176891-2  
1.25FP,P12,DL,O,N,TR,5.00,6.90

## Documents

### Product Drawings

[4pos MQS .63 header 180deg THR](#)

English

### CAD Files

Customer View Model

[ENG\\_CVM\\_CVM\\_1379165-7\\_G.2d\\_dxf.zip](#)

English

[3D PDF](#)

3D

Customer View Model

[ENG\\_CVM\\_CVM\\_1379165-7\\_G.3d\\_igs.zip](#)

English

Customer View Model

[ENG\\_CVM\\_CVM\\_1379165-7\\_G.3d\\_stp.zip](#)

English

By downloading the CAD file I accept and agree to the [Terms and Conditions](#) of use.

### Product Specifications

[Product Specification](#)

French

### Product Environmental Compliance

[MD\\_1379165-7\\_01032017211\\_dmtec](#)

English

[MD\\_1379165-7\\_01032017211\\_dmtec](#)

English

1379165-7

PCB Mount Header, Vertical, Wire-to-Board, 4 Position, .1 in [2.54 mm] Centerline,  
Fully Shrouded, Tin (Sn), Through Hole - Solder, Signal, Black, MQS



## Instruction Sheets

[Instruction Sheet \(non U.S.\)](#)

English