




**MQS**

TE Internal #: 1379030-3

PCB Mount Header, Horizontal, Wire-to-Board, 12 Position, .1 in [2.54 mm] Centerline, Fully Shrouded, Tin (Sn), Through Hole - Solder, Signal, MQS

[View on TE.com >](#)

Connectors > PCB Connectors > PCB Headers & Receptacles > SIGNAL HEADER



Connector System: **Wire-to-Board**

Number of Positions: **12**

Centerline (Pitch): **2.54 mm [ .1 in ]**

Sealable: **No**

PCB Mount Orientation: **Horizontal**

[All SIGNAL HEADER \(414\)](#)

**Features**

**Product Type Features**

Hybrid Header	No
Connector & Housing Shape	Rectangular
PCB Connector Assembly Type	PCB Mount Header
Header Type	Fully Shrouded
Connector System	Wire-to-Board
Sealable	No
Connector & Contact Terminates To	Printed Circuit Board

**Configuration Features**

Number of Sections	1
Number of Signal Positions	12
Number of Positions	12
PCB Mount Orientation	Horizontal
Number of Rows	2

**Electrical Characteristics**

Nominal Voltage Architecture	12 V
Operating Voltage	12 VDC

**Body Features**



Primary Product Color	Brown
-----------------------	-------

### Contact Features

Contact Size	.63mm
--------------	-------

Contact Type	Tab
--------------	-----

Mating Tab Width	.63 mm[.025 in]
------------------	-----------------

Mating Tab Thickness	.63 mm[.025 in]
----------------------	-----------------

Contact Mating Area Plating Material	Tin (Sn)
--------------------------------------	----------

### Termination Features

Termination Method to Printed Circuit Board	Through Hole - Solder
---	-----------------------

### Mechanical Attachment

Mounting Holes	Without
----------------	---------

Mating Retention	With
------------------	------

Mating Alignment	With
------------------	------

PCB Mount Alignment	Without
---------------------	---------

Panel Mount Feature	Without
---------------------	---------

PCB Mount Retention	With
---------------------	------

PCB Mount Retention Type	Boardlock
--------------------------	-----------

Mating Retention Type	Locking Interface
-----------------------	-------------------

### Housing Features

Centerline (Pitch)	2.54 mm[.1 in]
--------------------	----------------

### Dimensions

Connector Length	29.7 mm[1.169 in]
------------------	-------------------

Connector Width	27.9 mm[1.098 in]
-----------------	-------------------

PCB Thickness (Recommended)	1.6 mm[.063 in]
-----------------------------	-----------------

Profile Height from PCB	16 mm[.63 in]
-------------------------	---------------

### Usage Conditions

Operating Temperature (Max)	65 °C, 70 °C, 75 °C, 80 °C, 85 °C[149 °F][158 °F][167 °F][176 °F][185 °F]
-----------------------------	---

Operating Temperature Range	-40 – 85 °C[-40 – 185 °F]
-----------------------------	---------------------------

### Operation/Application

Shielded	No
----------	----

Circuit Application	Signal
---------------------	--------



### Industry Standards

UL Flammability Rating	UL 94HB
------------------------	---------

### Packaging Features

Packaging Type	Tray
Packaging Quantity	1472

### Other

Interface Number	208-15544
------------------	-----------

### Product Compliance

[For compliance documentation, visit the product page on TE.com>](#)

EU RoHS Directive 2011/65/EU	Compliant
EU ELV Directive 2000/53/EC	Compliant
China RoHS 2 Directive MIIT Order No 32, 2016	No Restricted Materials Above Threshold
EU REACH Regulation (EC) No. 1907/2006	Current ECHA Candidate List: JAN 2022 (223) Candidate List Declared Against: JAN 2022 (223) Does not contain REACH SVHC
Halogen Content	Low Halogen - Br, Cl, F, I < 900 ppm per homogenous material. Also BFR/CFR/PVC Free
Solder Process Capability	Not reviewed for solder process capability

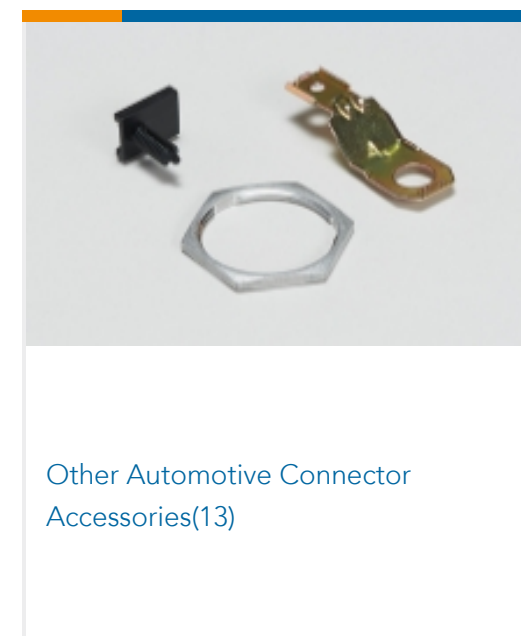
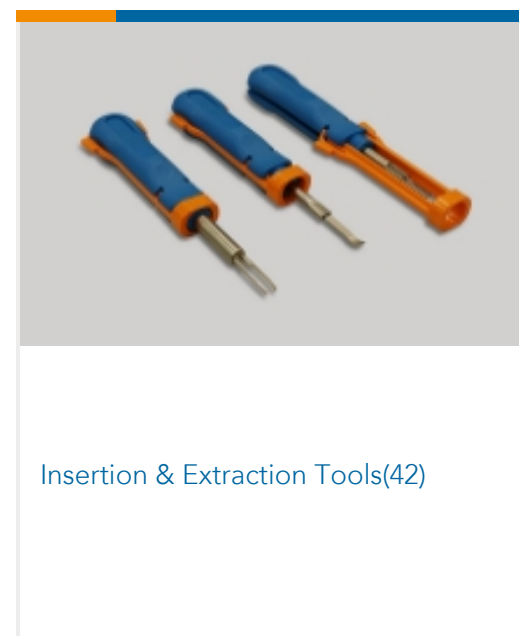

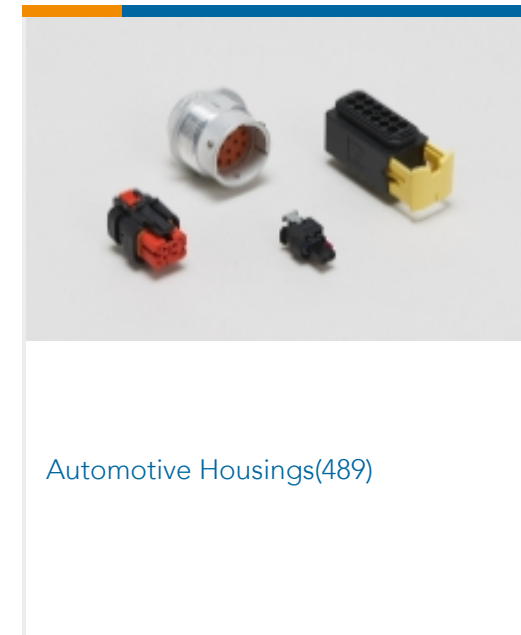
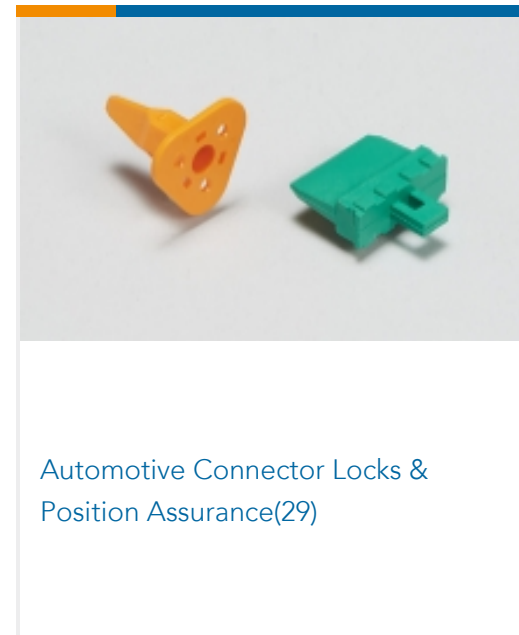
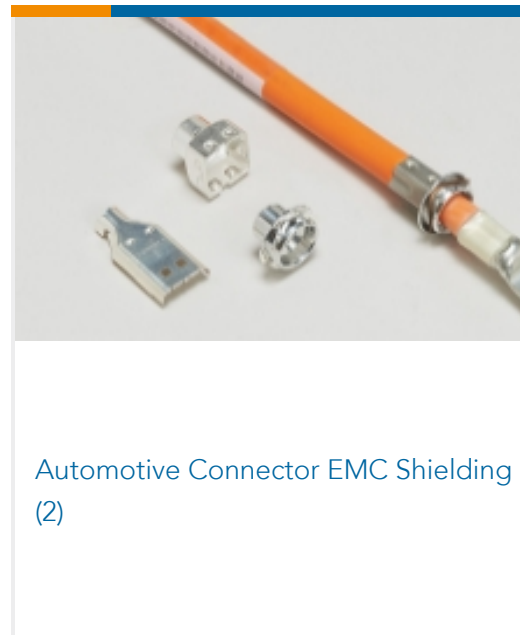
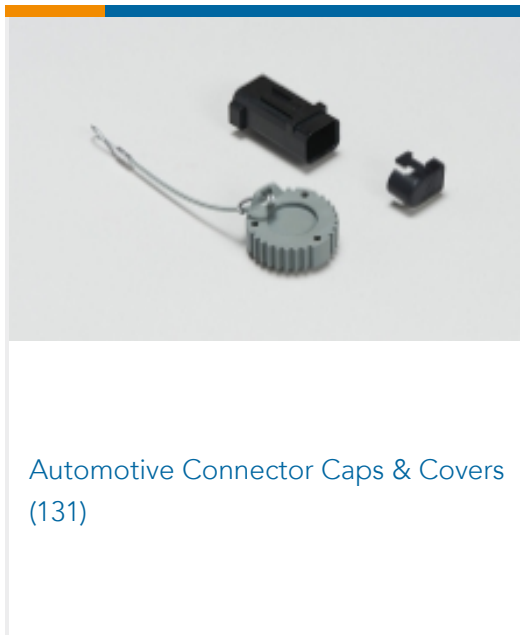
#### Product Compliance Disclaimer

This information is provided based on reasonable inquiry of our suppliers and represents our current actual knowledge based on the information they provided. This information is subject to change. The part numbers that TE has identified as EU RoHS compliant have a maximum concentration of 0.1% by weight in homogenous materials for lead, hexavalent chromium, mercury, PBB, PBDE, DBP, BBP, DEHP, DIBP, and 0.01% for cadmium, or qualify for an exemption to these limits as defined in the Annexes of Directive 2011/65/EU (RoHS2). Finished electrical and electronic equipment products will be CE marked as required by Directive 2011/65/EU. Components may not be CE marked. Additionally, the part numbers that TE has identified as EU ELV compliant have a maximum concentration of 0.1% by weight in homogenous materials for lead, hexavalent chromium, and mercury, and 0.01% for cadmium, or qualify for an exemption to these limits as defined in the Annexes of Directive 2000/53/EC (ELV). Regarding the REACH Regulation, the information TE provides on SVHC in articles for this part number is based on the latest European Chemicals Agency (ECHA) 'Guidance on requirements for substances in articles' posted at this URL: <https://echa.europa.eu/guidance-documents/guidance-on-reach>

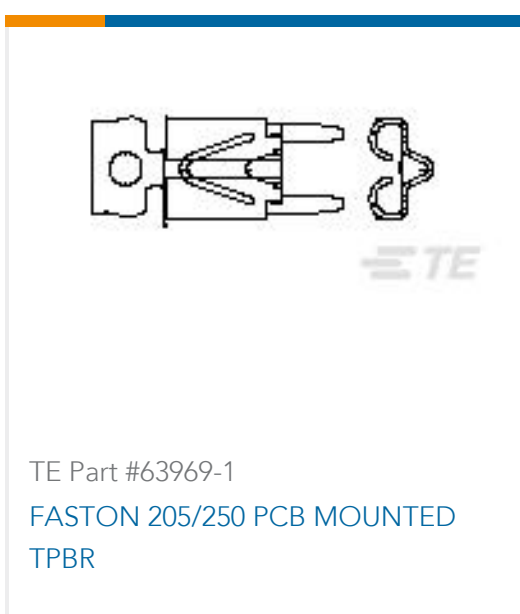
### Compatible Parts



## Also in the Series | MQS



## Customers Also Bought





## Documents

### Product Drawings

[12pos MQS .63 header 90deg](#)

English

### CAD Files

Customer View Model

[ENG\\_CVM\\_CVM\\_1379030-3\\_O.2d\\_dxf.zip](#)

English

[3D PDF](#)

3D

Customer View Model

[ENG\\_CVM\\_CVM\\_1379030-3\\_O.3d\\_igs.zip](#)

English

Customer View Model

[ENG\\_CVM\\_CVM\\_1379030-3\\_O.3d\\_stp.zip](#)

English

By downloading the CAD file I accept and agree to the [Terms and Conditions](#) of use.

### Product Specifications

[Product Specification](#)

English