

1318751-7 ✓ ACTIVE



TH/.025 Connector System

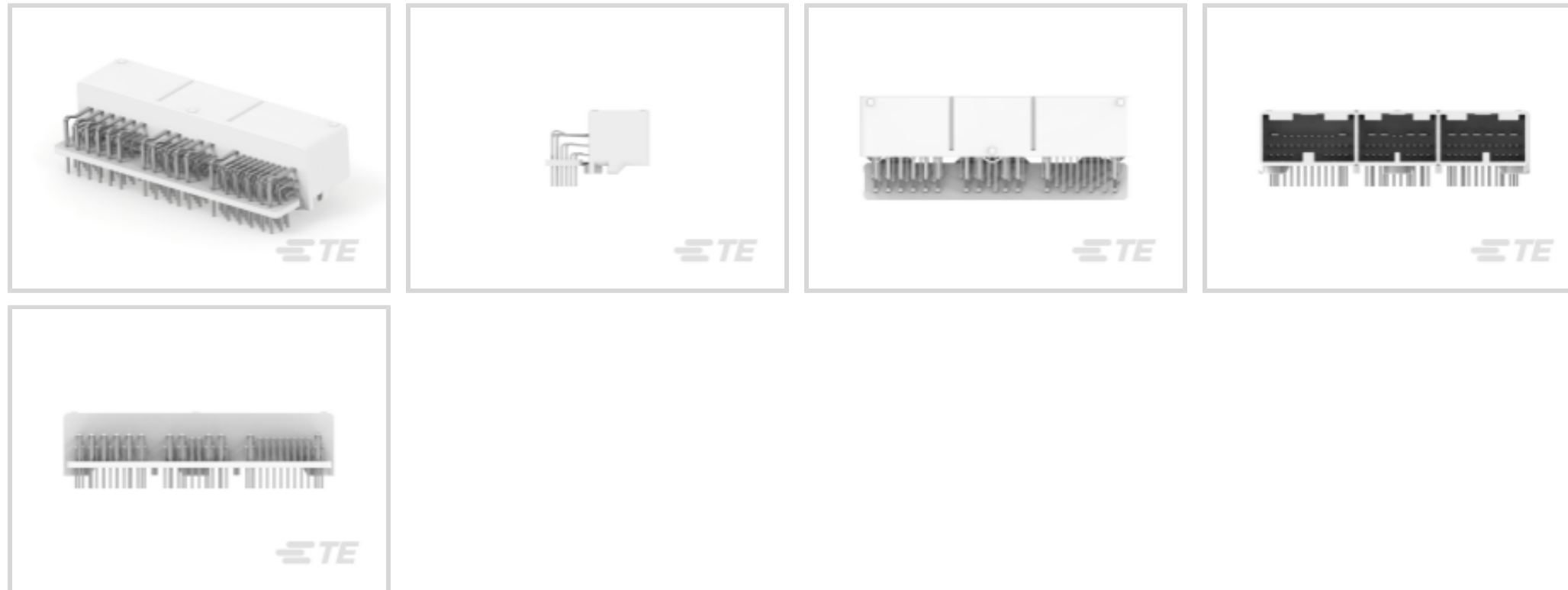
TE Internal #: 1318751-7

PCB Mount Header, Horizontal, Wire-to-Board, 80 Position, .157 in / .087 in [2.2 mm / 4 mm] Centerline, Fully Shrouded, TH/.025

Connector System

[View on TE.com >](#)

Connectors > PCB Connectors > PCB Headers & Receptacles > HIGH PIN COUNT HEADER



Connector System: **Wire-to-Board**

Number of Positions: **80**

Centerline (Pitch): **2.2 mm, 4 mm [.087 in, .157 in]**

Sealable: **No**

PCB Mount Orientation: **Horizontal**

[All HIGH PIN COUNT HEADER \(141\)](#)

Features

Product Type Features

| | |
|-----------------------------------|-----------------------|
| Hybrid Header | Yes |
| Connector & Housing Shape | Rectangular |
| PCB Connector Assembly Type | PCB Mount Header |
| Header Type | Fully Shrouded |
| Connector System | Wire-to-Board |
| Sealable | No |
| Connector & Contact Terminates To | Printed Circuit Board |

Configuration Features

| | |
|----------------------------|------------|
| Number of Sections | 3 |
| Number of Signal Positions | 80 |
| Number of Positions | 80 |
| PCB Mount Orientation | Horizontal |
| Number of Rows | 3 |



Electrical Characteristics

| | |
|------------------------------|--------|
| Voltage Rating (Max) | 12 VDC |
| Nominal Voltage Architecture | 12 V |
| Operating Voltage | 12 VDC |

Body Features

| | |
|-----------------------|---------|
| Primary Product Color | Natural |
|-----------------------|---------|

Contact Features

| | |
|--------------------------------------|------------------------------------|
| Contact Size | .63mm, 1mm |
| Contact Type | Tab |
| Mating Tab Width | .64 mm, 2.3 mm [.025 in] [.091 in] |
| Mating Tab Thickness | .64 mm [.025 in] |
| Contact Mating Area Plating Material | Tin (Sn) |

Termination Features

| | |
|---|-----------------------|
| Termination Method to Printed Circuit Board | Through Hole - Solder |
|---|-----------------------|

Mechanical Attachment

| | |
|-----------------------|-------------------|
| Mounting Holes | With |
| Mating Retention | With |
| Mating Alignment | With |
| PCB Mount Alignment | Without |
| Panel Mount Feature | Without |
| PCB Mount Retention | Without |
| Mating Retention Type | Locking Interface |

Housing Features

| | |
|--------------------|----------------------------------|
| Centerline (Pitch) | 2.2 mm, 4 mm [.087 in] [.157 in] |
|--------------------|----------------------------------|

Dimensions

| | |
|-----------------------------|--------------------|
| Connector Length | 33.4 mm [1.315 in] |
| Connector Width | 87.2 mm [3.433 in] |
| PCB Thickness (Recommended) | 1.6 mm [.063 in] |
| Profile Height from PCB | 20.6 mm [.811 in] |

Usage Conditions

| | |
|-----------------------------|--|
| Operating Temperature (Max) | 65 °C, 70 °C, 75 °C, 80 °C, 85 °C, 90 °C, 100 °C, 105 °C [149 °F] [158 °F] [167 °F] [176 °F] |
|-----------------------------|--|

| | |
|-----------------------------|----------------------------------|
| | [185 °F][194 °F][212 °F][221 °F] |
| Operating Temperature Range | -30 – 105 °C[-22 – 221 °F] |

Operation/Application

| | |
|---------------------|--------|
| Shielded | No |
| Circuit Application | Signal |

Industry Standards

| | |
|------------------------|---------|
| UL Flammability Rating | UL 94HB |
|------------------------|---------|

Packaging Features

| | |
|--------------------|------|
| Packaging Type | Tube |
| Packaging Quantity | 6 |

Product Compliance

[For compliance documentation, visit the product page on TE.com>](#)

| | |
|---|---|
| EU RoHS Directive 2011/65/EU | Compliant |
| EU ELV Directive 2000/53/EC | Compliant |
| China RoHS 2 Directive MIIT Order No 32, 2016 | No Restricted Materials Above Threshold |
| EU REACH Regulation (EC) No. 1907/2006 | Current ECHA Candidate List: JAN 2022 (223) Candidate List Declared Against: JAN 2022 (223) Does not contain REACH SVHC |
| Halogen Content | Low Halogen - Br, Cl, F, I < 900 ppm per homogenous material. Also BFR/CFR/PVC Free |
| Solder Process Capability | Wave solder capable to 240°C |


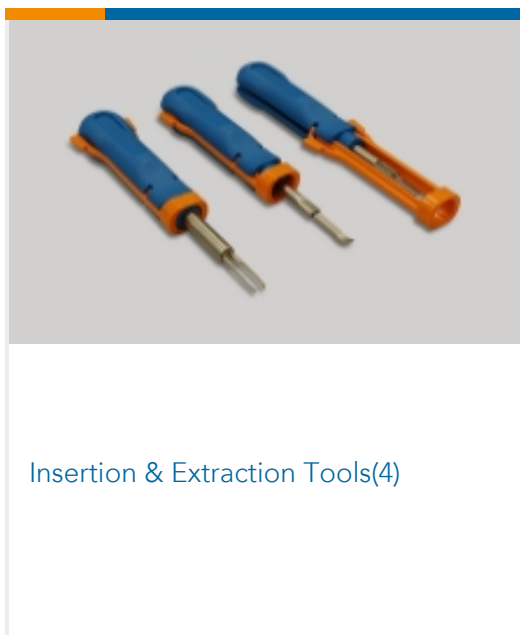
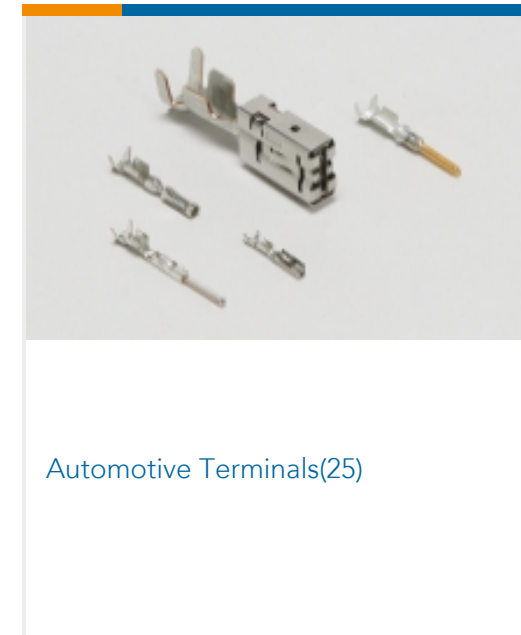
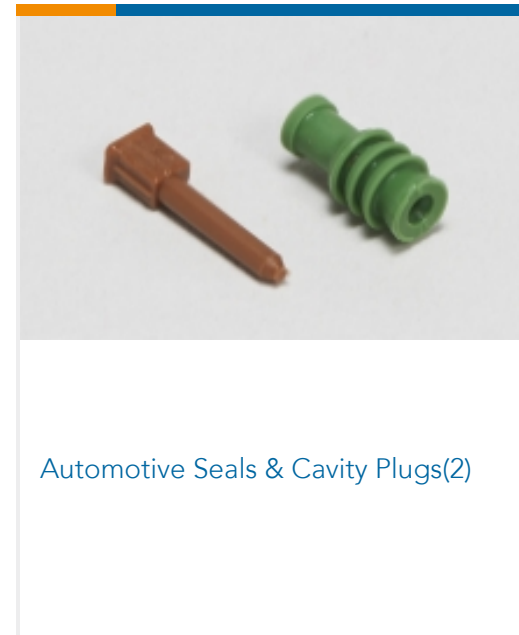
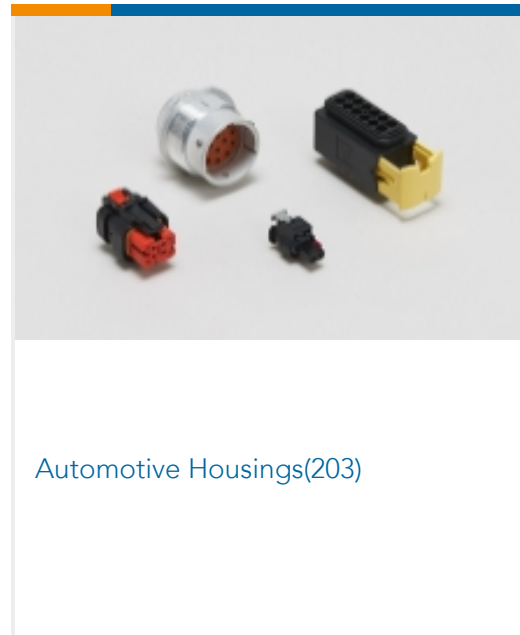
Product Compliance Disclaimer

This information is provided based on reasonable inquiry of our suppliers and represents our current actual knowledge based on the information they provided. This information is subject to change. The part numbers that TE has identified as EU RoHS compliant have a maximum concentration of 0.1% by weight in homogenous materials for lead, hexavalent chromium, mercury, PBB, PBDE, DBP, BBP, DEHP, DIBP, and 0.01% for cadmium, or qualify for an exemption to these limits as defined in the Annexes of Directive 2011/65/EU (RoHS2). Finished electrical and electronic equipment products will be CE marked as required by Directive 2011/65/EU. Components may not be CE marked. Additionally, the part numbers that TE has identified as EU ELV compliant have a maximum concentration of 0.1% by weight in homogenous materials for lead, hexavalent chromium, and mercury, and 0.01% for cadmium, or qualify for an exemption to these limits as defined in the Annexes of Directive 2000/53/EC (ELV). Regarding the REACH Regulation, the information TE provides on SVHC in articles for this part number is based on the latest European Chemicals Agency (ECHA) 'Guidance on requirements for substances in articles' posted at this URL: <https://echa.europa.eu/guidance-documents/guidance-on-reach>

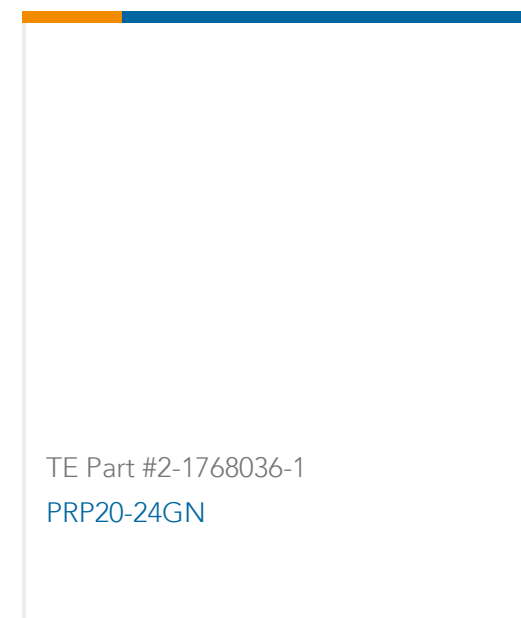

Compatible Parts



Also in the Series | TH/.025 Connector System



Customers Also Bought





Documents

Product Drawings

[025/090 80POS CAP ASSY](#)

English

CAD Files

Customer View Model

[ENG_CVM_CVM_1318751-7_J.2d_dxf.zip](#)

English

[3D PDF](#)

3D

Customer View Model

[ENG_CVM_CVM_1318751-7_J.3d_igs.zip](#)

English

Customer View Model

[ENG_CVM_CVM_1318751-7_J.3d_stp.zip](#)

English

By downloading the CAD file I accept and agree to the [Terms and Conditions](#) of use.

Product Specifications

[Crimping of 025 Receptacle Contact](#)

Japanese

[Application Specification](#)

Japanese

Product Environmental Compliance

[Product Compliance](#)

English

[Product Compliance](#)

English

Instruction Sheets

[025/090II I/O Connector](#)

Japanese

[Instruction Sheet \(non U.S.\)](#)

Japanese

[025/090II I/O Connector](#)

1318751-7

PCB Mount Header, Horizontal, Wire-to-Board, 80 Position, .157 in / .087 in [2.2 mm / 4 mm] Centerline, Fully Shrouded, TH/.025 Connector System



Japanese

[Instruction Sheet \(non U.S.\)](#)

Japanese