

1379681-1 ✓ ACTIVE

TH/.025 Connector System


TE Internal #: 1379681-1

Housing for Male Terminals, Wire-to-Wire, 24 Position, .087 in [2.2 mm] Centerline, Black, Signal, TH/.025 Connector System

[View on TE.com >](#)



Connectors > Automotive Connectors > Connector Housings > TH/.025 CONNECTOR SYSTEM, HOUSING



Connector & Housing Type: **Housing for Male Terminals**

Mating Tab Width: **.64 mm [.025 in]**

Connector System: **Wire-to-Wire**

Number of Positions: **24**

Centerline (Pitch): **2.2 mm [.087 in]**

[All TH/.025 CONNECTOR SYSTEM, HOUSING \(202\)](#)

Features

Product Type Features

Connector & Housing Shape	Rectangular
Connector & Housing Type	Housing for Male Terminals
Connector System	Wire-to-Wire
Sealable	No
Hybrid Connector	No
Primary Locking Feature	On the Terminal

Configuration Features

Number of Positions	24
Number of Rows	2

Electrical Characteristics

Operating Voltage	14 VDC
Nominal Voltage Architecture	12 V

Body Features



Cable Exit Angle	180°
Body Material	PBT
Primary Product Color	Black
Connector Code	1

Contact Features

Contact Size	.63mm
Contact Type	Tab
Mating Tab Width	.64 mm[.025 in]

Mechanical Attachment

Mounting Feature	Without
Terminal Position Assurance	Yes
Strain Relief	Without
Mating Alignment Type	Keyed
Mating Alignment	With
Connector Mounting Type	Cable Mount (Free-Hanging)

Housing Features

Centerline (Pitch)	2.2 mm[.087 in]
--------------------	-----------------

Dimensions

Product Width	33.9 mm[1.335 in]
Product Length	31.8 mm[1.252 in]
Product Height	14.7 mm[.579 in]
Row-to-Row Spacing	3 mm[.118 in]

Usage Conditions

Operating Temperature (Max)	70 °C, 75 °C, 80 °C, 85 °C, 90 °C, 100 °C [158 °F][167 °F][176 °F][185 °F][194 °F][212 °F]
Operating Temperature Range	-40 – 100 °C[-40 – 212 °F]

Operation/Application

Circuit Application	Signal
---------------------	--------

Industry Standards

UL Flammability Rating	UL 94HB
------------------------	---------

Packaging Features

--	--



Packaging Quantity	300
Packaging Method	Box

Other

Serviceable	Yes
Connector Position Assurance Capable	No

Product Compliance

[For compliance documentation, visit the product page on TE.com>](#)

EU RoHS Directive 2011/65/EU	Compliant
EU ELV Directive 2000/53/EC	Compliant
China RoHS 2 Directive MIIT Order No 32, 2016	No Restricted Materials Above Threshold
EU REACH Regulation (EC) No. 1907/2006	Current ECHA Candidate List: JAN 2022 (223) Candidate List Declared Against: JUL 2021 (219) SVHC > Threshold: Not Yet Reviewed
Halogen Content	Low Halogen - Br, Cl, F, I < 900 ppm per homogenous material. Also BFR/CFR/PVC Free
Solder Process Capability	Not reviewed for solder process capability


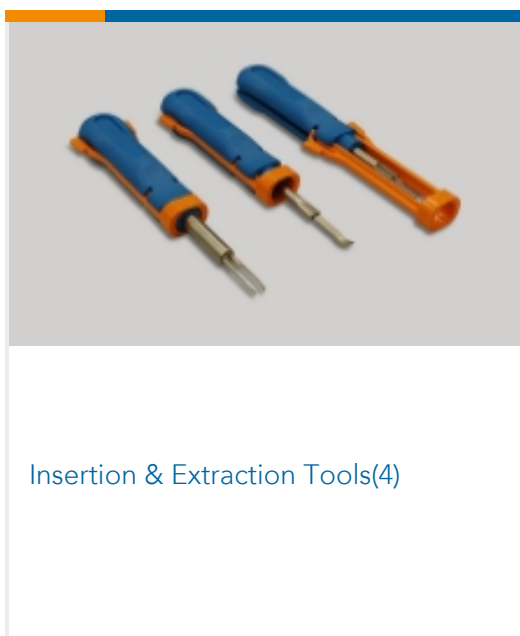
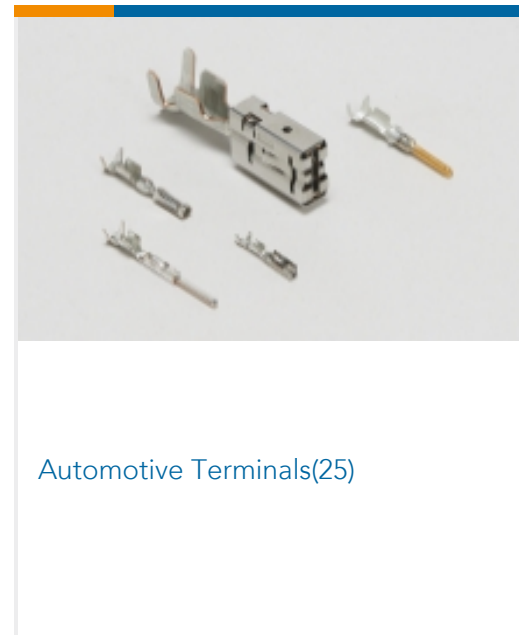

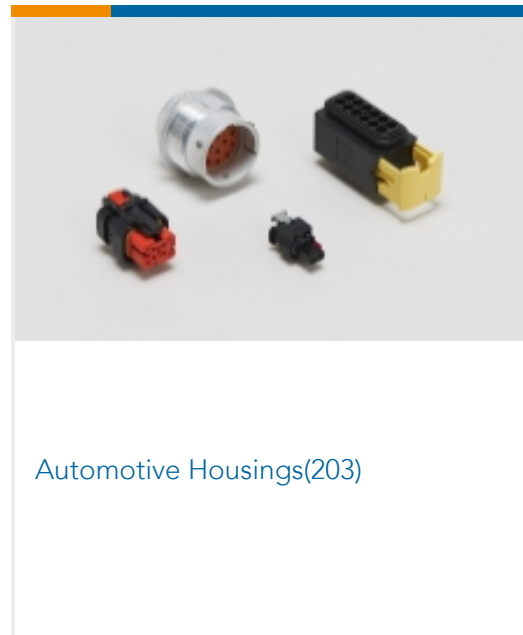
Product Compliance Disclaimer

This information is provided based on reasonable inquiry of our suppliers and represents our current actual knowledge based on the information they provided. This information is subject to change. The part numbers that TE has identified as EU RoHS compliant have a maximum concentration of 0.1% by weight in homogenous materials for lead, hexavalent chromium, mercury, PBB, PBDE, DBP, BBP, DEHP, DIBP, and 0.01% for cadmium, or qualify for an exemption to these limits as defined in the Annexes of Directive 2011/65/EU (RoHS2). Finished electrical and electronic equipment products will be CE marked as required by Directive 2011/65/EU. Components may not be CE marked. Additionally, the part numbers that TE has identified as EU ELV compliant have a maximum concentration of 0.1% by weight in homogenous materials for lead, hexavalent chromium, and mercury, and 0.01% for cadmium, or qualify for an exemption to these limits as defined in the Annexes of Directive 2000/53/EC (ELV). Regarding the REACH Regulation, the information TE provides on SVHC in articles for this part number is based on the latest European Chemicals Agency (ECHA) 'Guidance on requirements for substances in articles' posted at this URL: <https://echa.europa.eu/guidance-documents/guidance-on-reach>

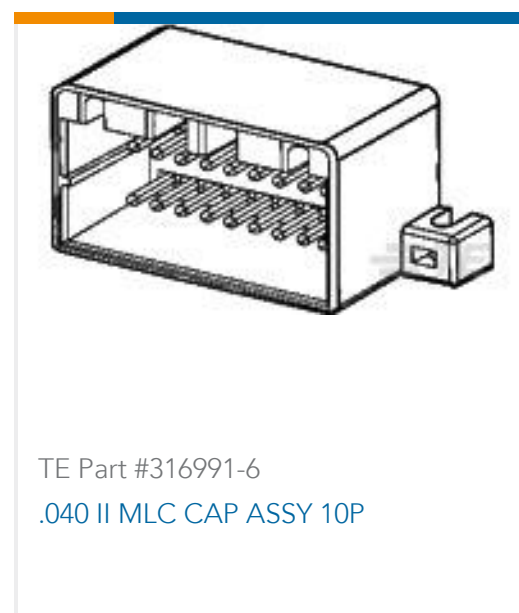

Compatible Parts



Also in the Series | TH/.025 Connector System



Customers Also Bought





Documents

Product Drawings

24W TAB HSG ASSY BLACK

English

CAD Files

3D PDF

3D

Customer View Model

[ENG_CVM_CVM_1379681-1_A.2d_dxf.zip](#)

English

Customer View Model

[ENG_CVM_CVM_1379681-1_A.3d_igs.zip](#)

English

Customer View Model

[ENG_CVM_CVM_1379681-1_A.3d_stp.zip](#)

English

By downloading the CAD file I accept and agree to the [Terms and Conditions](#) of use.

Datasheets & Catalog Pages

TH/.025 Connector Series

English

Product Specifications

Packaging specification for TH Tab en Plug (TH TES)

English

Product Specification

English

Instruction Sheets

Instruction Sheet (non U.S.)

English