

140717-2 ✓ ACTIVE

FASTON | FASTON 110

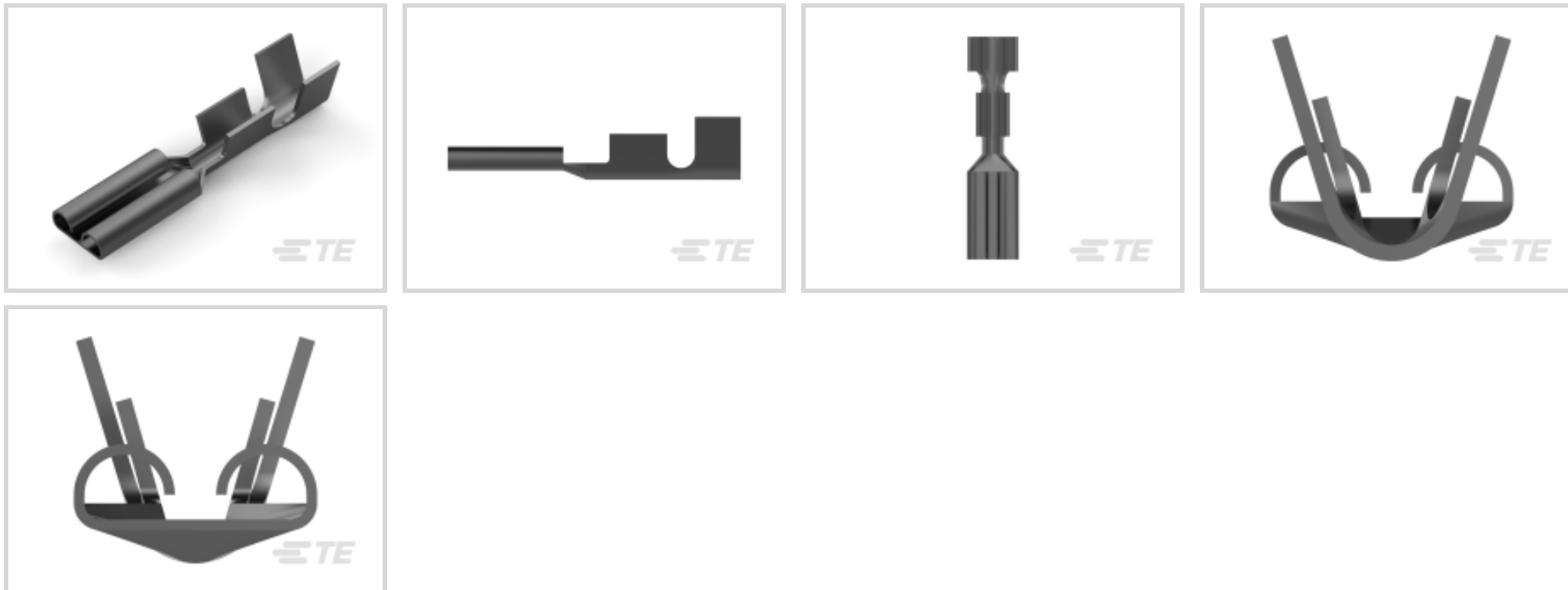
TE Internal #: 140717-2

Quick Disconnects, Receptacle, 22 – 18 AWG Wire Size, .34 – .75 mm² Wire Size, Mating Tab Width .11 in [2.8 mm], Straight, Brass, FASTON 110

[View on TE.com >](#)



Terminals & Splices > Quick Disconnects



Quick Disconnect Terminal Type: **Receptacle**

Wire Size: .34 – .75 mm²

Mating Tab Width: 2.8 mm [.11 in]

Mating Tab Thickness: .51 mm [.02 in]

Features

Product Type Features

| | |
|-----------------|--------------|
| Terminates To | Wire & Cable |
| Wire/Cable Type | Regular Wire |
| Wire Stop | No |
| Insertion Force | Normal |
| Sealable | No |

Configuration Features

| | |
|---------------------|--------|
| Connection Capacity | Single |
|---------------------|--------|

Contact Features

| | |
|--------------------------------|-----------------|
| Quick Disconnect Terminal Type | Receptacle |
| Mating Tab Width | 2.8 mm [.11 in] |
| Mating Tab Thickness | .51 mm [.02 in] |
| Terminal Orientation | Straight |
| Contact Base Material | Brass |
| Terminal Plating Material | Pre-Tin |
| Crimp Type | F-Crimp |



| | |
|-------------|------|
| Barrel Type | Open |
|-------------|------|

Mechanical Attachment

| | |
|-----------------------|--------|
| Mating Retention Type | Dimple |
|-----------------------|--------|

| | |
|-------------------------|------|
| Wire Insulation Support | With |
|-------------------------|------|

Dimensions

| | |
|--|-------------------------------|
| Accepts Wire Insulation Diameter Range | 1.5 – 2.5 mm [.059 – .098 in] |
|--|-------------------------------|

| | |
|-------------------------------------|-----------------|
| Receptacle Terminal Stock Thickness | .25 mm [.01 in] |
|-------------------------------------|-----------------|

| | |
|----------------|-------------------|
| Overall Length | 16.1 mm [.634 in] |
|----------------|-------------------|

| | |
|-----------|---------------------------|
| Wire Size | .34 – .75 mm ² |
|-----------|---------------------------|

Usage Conditions

| | |
|-------------------|-------------|
| Insulation Option | Uninsulated |
|-------------------|-------------|

| | |
|-----------------------------|-----------------------------|
| Operating Temperature Range | -40 – 110 °C [-40 – 230 °F] |
|-----------------------------|-----------------------------|

Industry Standards

| | |
|---------------|-----|
| CSA Certified | Yes |
|---------------|-----|

| | |
|-----------|--------|
| UL Rating | Listed |
|-----------|--------|

Packaging Features

| | |
|--------------------|-------|
| Packaging Quantity | 10000 |
|--------------------|-------|

| | |
|------------------|------------|
| Packaging Method | Strip/Reel |
|------------------|------------|

Other

| | |
|------|---------|
| Line | Premier |
|------|---------|

Product Compliance

[For compliance documentation, visit the product page on TE.com>](#)

| | |
|------------------------------|-----------|
| EU RoHS Directive 2011/65/EU | Compliant |
|------------------------------|-----------|

| | |
|-----------------------------|-----------|
| EU ELV Directive 2000/53/EC | Compliant |
|-----------------------------|-----------|

| | |
|---|---|
| China RoHS 2 Directive MIIT Order No 32, 2016 | No Restricted Materials Above Threshold |
|---|---|

| | |
|--|---|
| EU REACH Regulation (EC) No. 1907/2006 | Current ECHA Candidate List: JAN 2022 (223) Candidate List Declared Against: JAN 2022 (223) Does not contain REACH SVHC |
|--|---|

| | |
|-----------------|---|
| Halogen Content | Low Halogen - Br, Cl, F, I < 900 ppm per homogenous material. Also BFR/CFR/PVC Free |
|-----------------|---|

Solder Process Capability

Not applicable for solder process capability

Product Compliance Disclaimer

This information is provided based on reasonable inquiry of our suppliers and represents our current actual knowledge based on the information they provided. This information is subject to change. The part numbers that TE has identified as EU RoHS compliant have a maximum concentration of 0.1% by weight in homogenous materials for lead, hexavalent chromium, mercury, PBB, PBDE, DBP, BBP, DEHP, DIBP, and 0.01% for cadmium, or qualify for an exemption to these limits as defined in the Annexes of Directive 2011/65/EU (RoHS2). Finished electrical and electronic equipment products will be CE marked as required by Directive 2011/65/EU. Components may not be CE marked. Additionally, the part numbers that TE has identified as EU ELV compliant have a maximum concentration of 0.1% by weight in homogenous materials for lead, hexavalent chromium, and mercury, and 0.01% for cadmium, or qualify for an exemption to these limits as defined in the Annexes of Directive 2000/53/EC (ELV). Regarding the REACH Regulation, the information TE provides on SVHC in articles for this part number is based on the latest European Chemicals Agency (ECHA) 'Guidance on requirements for substances in articles' posted at this URL: <https://echa.europa.eu/guidance-documents/guidance-on-reach>

Compatible Parts



TE Part # 160597-4
110 FASTON,REC.,30-26 AWG,TPBR



TE Part # 737107-1
110 FASTON REC 20-17 AWG BR



TE Part # 2063846-1
CCII 110 FASTON REC 24-18 ASSY



TE Part # 151614-2
110 MINI FASTON,REC.,24-20 AWG,BR



TE Part # 2-2150049-1
OCEAN-2.0-APPLICATOR-E-062F090F



TE Part # 2-2150049-2
OCEAN-2.0-APPLICATOR-E-062F090FA



TE Part # 2-2150636-1
OCEAN-2.0-APPLICATOR-S-062F090OV



TE Part # 2-2150636-2
OCEAN-2.0-APPLICATOR-S-062F090OVA



TE Part # 2150049-1
OCEAN-2.0-APPLICATOR-E-062F090F



TE Part # 2150049-2
OCEAN-2.0-APPLICATOR-E-062F090FA



TE Part # 2150636-1
OCEAN-2.0-APPLICATOR-S-062F090OV



TE Part # 2150636-2
OCEAN-2.0-APPLICATOR-S-062F090OVA




TE Part # 7-2150049-1
OCEAN-2.0-APPLICATOR-E-062F090F



TE Part # 7-2150049-2
OCEAN-2.0-APPLICATOR-E-062F090FA



TE Part # 7-2150049-7
OCEAN_2.0_SPARE_PART_KIT-062F090F



TE Part # 7-2150636-1
OCEAN-2.0-APPLICATOR-S-062F090OV




TE Part # 7-2150636-2
OCEAN-2.0-APPLICATOR-S-062F090OVA




TE Part # 7-2150636-7
OCEAN_2.0_SPARE_PART_KIT-062F090OV


Also in the Series | **FASTON 110**




Crimp Terminal Housings(17)



Insertion & Extraction Tools(1)



PCB Terminals(21)




Quick Disconnects(173)

Customers Also Bought



TE Part #3-1703843-1
Heavy Duty Sealed Connector Series Housings



TE Part #281709-4
PLUG HE13 IDC 90 4 P AWG 24



TE Part #62898-1
MAG-MATE POKE-IN TAB 020 TPBR



TE Part #776537-1
AS 16, 6P CAP ASSY, RD, KEY 1



TE Part #1241872-1
TIMER, RECEPTACLE AND TAB



TE Part #1-200835-1
SERIES "M" MIN. RECT. GUIDE SOC



TE Part #539679-2
MATRIZE 2,5 MM D



TE Part #213931-1
M-SRS KIT,V.35,34P,BULK PKG



Documents

Product Drawings

[110 FASTON,REC.,22-18 AWG,PTBR](#)

English

CAD Files

[3D PDF](#)

3D

Customer View Model

[ENG_CVM_CVM_140717-2_AS.2d_dxf.zip](#)

English

Customer View Model

[ENG_CVM_CVM_140717-2_AS.3d_igs.zip](#)

English

Customer View Model

[ENG_CVM_CVM_140717-2_AS.3d_stp.zip](#)

English

By downloading the CAD file I accept and agree to the [Terms and Conditions](#) of use.

Product Specifications

[Application Specification](#)

English

[Wire Preparation And Crimp Inspection Guide](#)

English

Product Environmental Compliance

[MD_140717-2_02222018840_dmtec](#)

English

[MD_140717-2_02222018840_dmtec](#)

English

Agency Approvals

[Agency Approval Document](#)

English