

1318143-1 ✓ ACTIVE

AMP | TH/.025 Connector System

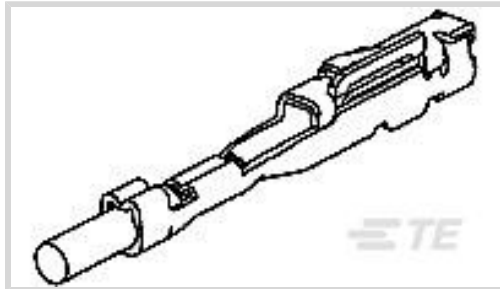
TE Internal #: 1318143-1

Automotive Terminals, Receptacle, Mating Tab Width .64 mm [.025 in], Tab Thickness .025 in [.64 mm], 22 – 20 AWG Wire Size, TH/.025 Connector System

[View on TE.com >](#)



Terminals & Splices > Automotive Terminals > TH/.025 CONNECTOR SYSTEM, RECPT AND TAB



Terminal Type: **Receptacle**

Mating Tab Width: **.64 mm [.025 in]**

Mating Tab Thickness: **.64 mm [.025 in]**

Terminal Transmits: **0 – 24 A (Low Power)**

Wire Size: **22 – 20 AWG**

[All TH/.025 CONNECTOR SYSTEM, RECPT AND TAB \(26\)](#)

Features

Product Type Features

| | |
|-------------------------|---------------|
| Receptacle Style | 180° |
| Sealable | No |
| Primary Locking Feature | Locking Lance |

Contact Features

| | |
|---|------------------|
| Contact Size | .63mm |
| Contact Fabrication | Stamped & Formed |
| Typical Current Rating | 4 A |
| Crimp Type | F-Crimp |
| Terminal Type | Receptacle |
| Mating Tab Width | .64 mm[.025 in] |
| Mating Tab Thickness | .64 mm[.025 in] |
| Interface Plating | Tin (Sn) |
| Contact Termination Area Plating Material | Tin (Sn) |

Termination Features

| | |
|------------------------------------|-------|
| Termination Method to Wire & Cable | Crimp |
| Product Terminates To | Wire |

Dimensions



| | |
|--------------------------|--------------------------------|
| Wire Size | .37 – .56 mm ² |
| Wire Size Search | 20 AWG, 21 AWG, 22 AWG |
| Wire Insulation Diameter | .95 – 1.72 mm [.037 – .067 in] |

Usage Conditions

| | |
|-----------------------------|--|
| Insulation Option | Uninsulated |
| Operating Temperature (Max) | 80 °C, 85 °C, 90 °C, 100 °C, 105 °C [176 °F] [185 °F][194 °F][212 °F][221 °F] |
| Operating Temperature Range | -30 – 105 °C [-22 – 221 °F] |

Operation/Application

| | |
|------------------------------------|--------|
| Compatible With Wire Base Material | Copper |
|------------------------------------|--------|

Packaging Features

| | |
|--------------------|------|
| Packaging Method | Bag |
| Packaging Quantity | 1000 |

Other

| | |
|--------------------|----------------------|
| Terminal Transmits | 0 – 24 A (Low Power) |
|--------------------|----------------------|

Product Compliance

[For compliance documentation, visit the product page on TE.com>](#)

| | |
|---|---|
| EU RoHS Directive 2011/65/EU | Compliant |
| EU ELV Directive 2000/53/EC | Compliant |
| China RoHS 2 Directive MIIT Order No 32, 2016 | No Restricted Materials Above Threshold |
| EU REACH Regulation (EC) No. 1907/2006 | Current ECHA Candidate List: JAN 2022 (223) Candidate List Declared Against: JAN 2022 (223) Does not contain REACH SVHC |
| Halogen Content | Low Halogen - Br, Cl, F, I < 900 ppm per homogenous material. Also BFR/CFR/PVC Free |
| Solder Process Capability | Not applicable for solder process capability |

Product Compliance Disclaimer


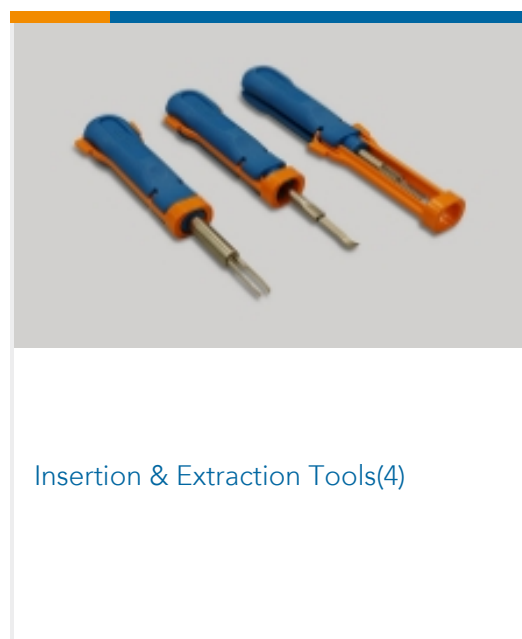
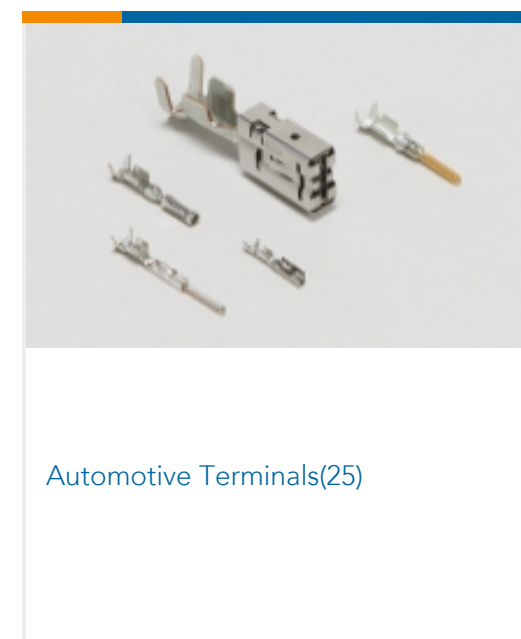
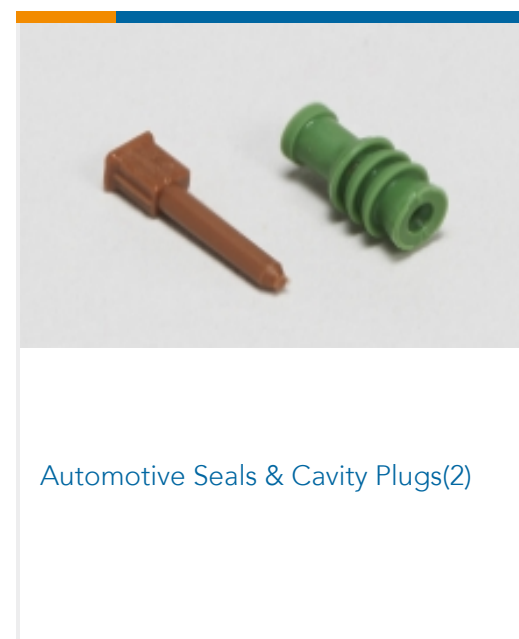
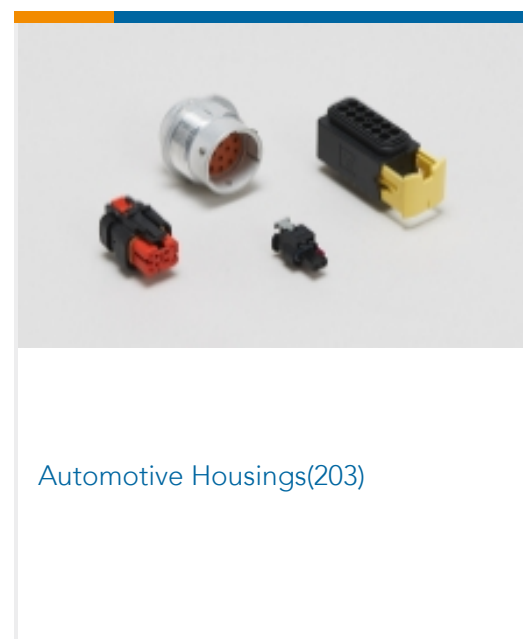

This information is provided based on reasonable inquiry of our suppliers and represents our current actual knowledge based on the information they provided. This information is subject to change. The part numbers that TE has identified as EU RoHS compliant have a maximum concentration of 0.1% by weight in homogenous materials for lead, hexavalent chromium, mercury, PBB, PBDE, DBP, BBP, DEHP, DIBP, and 0.01% for cadmium, or qualify for an exemption to these limits as defined in the Annexes of Directive 2011/65/EU (RoHS2). Finished electrical and electronic equipment products will be CE marked as required by Directive 2011/65/EU. Components may not be CE marked. Additionally, the part

numbers that TE has identified as EU ELV compliant have a maximum concentration of 0.1% by weight in homogenous materials for lead, hexavalent chromium, and mercury, and 0.01% for cadmium, or qualify for an exemption to these limits as defined in the Annexes of Directive 2000/53/EC (ELV). Regarding the REACH Regulation, the information TE provides on SVHC in articles for this part number is based on the latest European Chemicals Agency (ECHA) 'Guidance on requirements for substances in articles' posted at this URL: <https://echa.europa.eu/guidance-documents/guidance-on-reach>

Compatible Parts

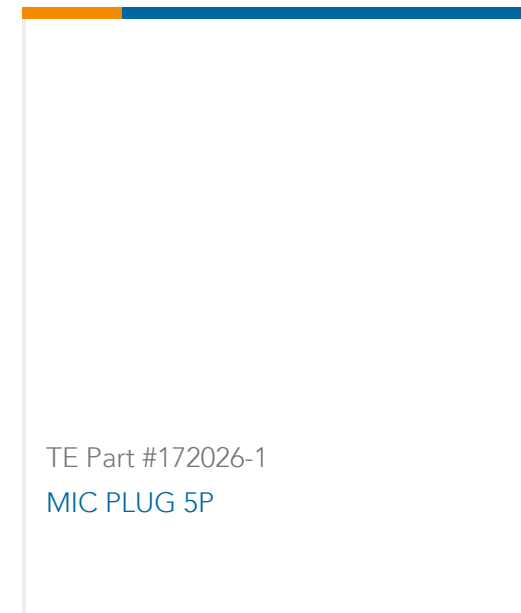
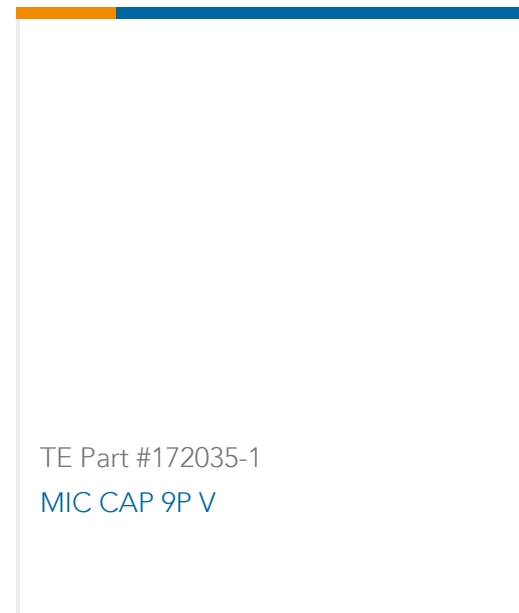
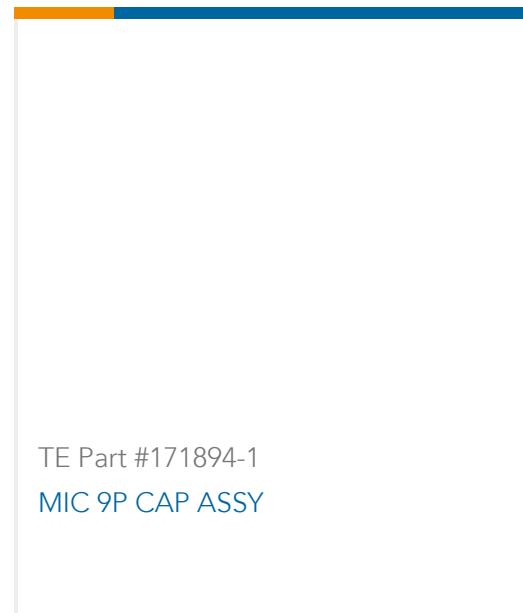


Also in the Series | TH/.025 Connector System



Customers Also Bought





Documents

Product Drawings

025 REC CONTACT PRETIN L/P CUT

Japanese

CAD Files

3D PDF

3D

Customer View Model

[ENG_CVM_CVM_1318143-1_A.2d_dxf.zip](#)

English

Customer View Model

[ENG_CVM_CVM_1318143-1_A.3d_igs.zip](#)

English

Customer View Model

[ENG_CVM_CVM_1318143-1_A.3d_stp.zip](#)

English

By downloading the CAD file I accept and agree to the [Terms and Conditions](#) of use.

Datasheets & Catalog Pages

TH/.025 Connector Series

English

Product Specifications

Crimping of 025 Receptacle Contact

Japanese

Application Specification

Japanese

Crimping of 025 Receptacle Contact

Japanese

Application Specification

Japanese

Product Environmental Compliance

Product Compliance

English

Product Compliance

1318143-1

Automotive Terminals, Receptacle, Mating Tab Width .64 mm [.025 in], Tab Thickness .025 in [.64 mm], 22 – 20 AWG Wire Size, TH/.025 Connector System



English