



MQS

TE Internal #: 1379096-2

Automotive Connector Caps & Covers, Cover Assembly, Cable Exit Angle 90° (Right Angle), Blue, PBT GF, Wire-to-Board / Wire-to-Device, 12 Position, MQS

[View on TE.com >](#)

Connectors > Automotive Connectors > Connector Accessories > Connector Caps & Covers



Protection & Strain Relief Accessory Type: **Cover Assembly**

Cable Exit Angle: **90° (Right Angle)**

Strain Relief: **With**

Primary Product Color: **Blue**

Primary Product Material: **PBT GF**

Features

Product Type Features

Protection & Strain Relief Accessory Type	Cover Assembly
Connector System	Wire-to-Board, Wire-to-Device

Configuration Features

Compatible With Connector Code	2
Number of Positions	12

Body Features

Cable Exit Angle	90° (Right Angle)
Primary Product Color	Blue
Primary Product Material	PBT GF

Mechanical Attachment

Strain Relief	With
---------------	------

Usage Conditions

Operating Temperature (Max)	70 °C, 75 °C, 80 °C, 85 °C, 90 °C, 100 °C [158 °F][167 °F][176 °F][185 °F][194 °F][212 °F]
Operating Temperature Range	-40 – 100 °C[-40 – 212 °F]

Packaging Features

Packaging Quantity	1400
--------------------	------



Packaging Method

Box

Product Compliance

[For compliance documentation, visit the product page on TE.com>](#)

EU RoHS Directive 2011/65/EU	Compliant
EU ELV Directive 2000/53/EC	Compliant
China RoHS 2 Directive MIIT Order No 32, 2016	No Restricted Materials Above Threshold
EU REACH Regulation (EC) No. 1907/2006	Current ECHA Candidate List: JAN 2022 (223) Candidate List Declared Against: JAN 2022 (223) Does not contain REACH SVHC
Halogen Content	BFR/CFR/PVC Free, but Br/Cl >900 ppm in other sources.
Solder Process Capability	Not reviewed for solder process capability

Product Compliance Disclaimer

This information is provided based on reasonable inquiry of our suppliers and represents our current actual knowledge based on the information they provided. This information is subject to change. The part numbers that TE has identified as EU RoHS compliant have a maximum concentration of 0.1% by weight in homogenous materials for lead, hexavalent chromium, mercury, PBB, PBDE, DBP, BBP, DEHP, DIBP, and 0.01% for cadmium, or qualify for an exemption to these limits as defined in the Annexes of Directive 2011/65/EU (RoHS2). Finished electrical and electronic equipment products will be CE marked as required by Directive 2011/65/EU. Components may not be CE marked. Additionally, the part numbers that TE has identified as EU ELV compliant have a maximum concentration of 0.1% by weight in homogenous materials for lead, hexavalent chromium, and mercury, and 0.01% for cadmium, or qualify for an exemption to these limits as defined in the Annexes of Directive 2000/53/EC (ELV). Regarding the REACH Regulation, the information TE provides on SVHC in articles for this part number is based on the latest European Chemicals Agency (ECHA) 'Guidance on requirements for substances in articles' posted at this URL: <https://echa.europa.eu/guidance-documents/guidance-on-reach>

Compatible Parts




Also in the Series | **MQS**



Automotive Connector Caps & Covers (131)



Automotive Connector EMC Shielding (2)



Automotive Connector Locks & Position Assurance(29)



Automotive Housings(489)



Automotive Seals & Cavity Plugs(26)




Automotive Terminals(96)



Insertion & Extraction Tools(42)



Other Automotive Connector Accessories(13)



PCB Headers & Receptacles(207)

Customers Also Bought



TE Part #1-6609115-1
3EGG1-1 SHORT VERS=F7381D




TE Part #206438-1
CPC RECPT ASSEMBLY SIZE 23-57



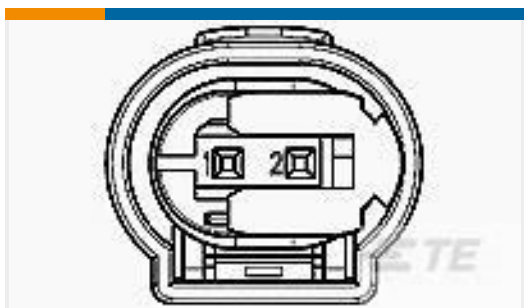
TE Part #1532187-1
M83513/02-AN, MCKS-N1-B-9SS



TE Part #5-1437624-0
PKES60B1/4=KNOB PLSTC FLUTED W



TE Part #5069804009
CGPT-1.6/0.8-0-SP



TE Part #1-967644-1
2POS MQS REC SEALED COD A



TE Part #144969-1
MQS, RECEPTACLE AND TAB



TE Part #1-1740195-2
9P HD20 PIN HEADERr, UNC4-40

Documents



Product Drawings

COV+LEV MQS 12W 90DEG BLU

English

CAD Files

Customer View Model

[ENG_CVM_1379096-2_C.3d_igs.zip](#)

English

Customer View Model

[ENG_CVM_1379096-2_C.3d_stp.zip](#)

English

Customer View Model

[ENG_CVM_1379096-2_C.2d_dxf.zip](#)

English

3D PDF

English

By downloading the CAD file I accept and agree to the [Terms and Conditions](#) of use.

Product Specifications

Product Specification

English

Instruction Sheets

Recommandations Generales D'Utilisation - 12 Voies MQS

English

Instruction Sheet (non U.S.)

English

Instruction Sheet (non U.S.)

French

Instruction Sheet (non U.S.)

English