DO NOT SCALE

SYMBOL DEFINITION			MISSING NUMBERS
THE NUMBER INSIDE THE SYMBOL ( ) CORRESPONDS TO THE NUMBER ON THE INSPECTION REPORT FOR THIS DRAWING/PART NUMBER	TOTAL NO. OF SYMBOLS ON DRAWING	11	
	LAST NO. USED	13	

PART NO 1216 0408

DATE	SYM	REVISION RECORD	AUTH	DR	CK
06JL98	—	ALL PARTS - REDRAWN -			
		NO REV UPDATE REQ'D	980007	ELO	RMM

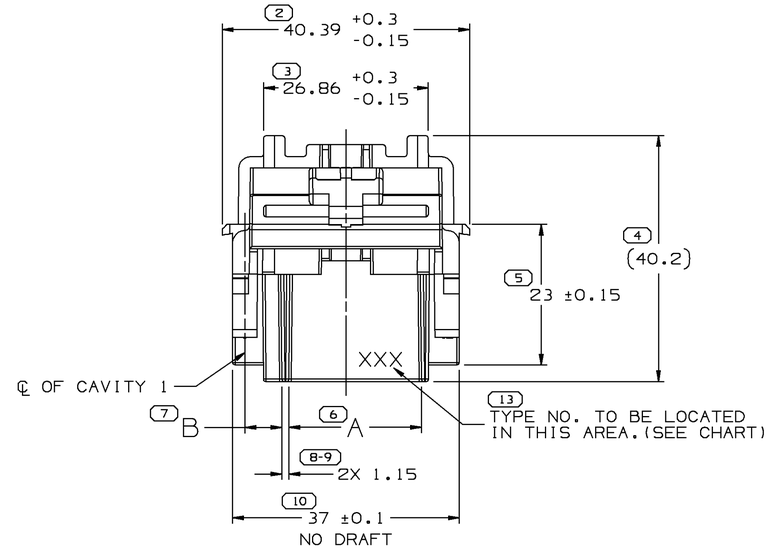

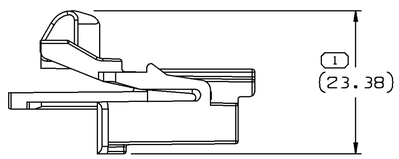

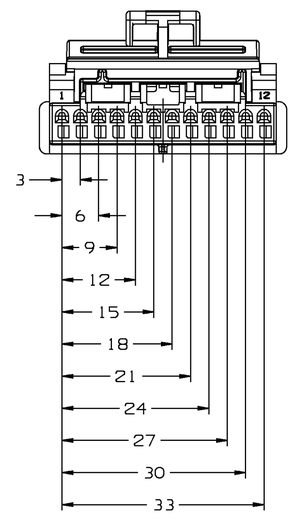

TYPE 101

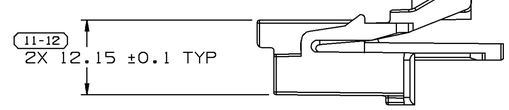

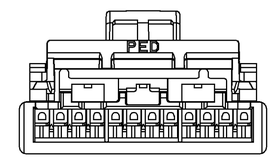

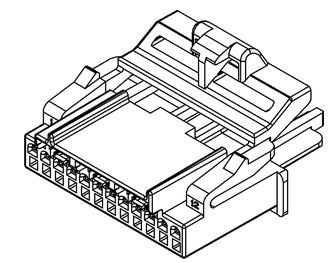

TYPE 101

NOTE: MATING END VIEW OF ALL TYPES ARE SHOWN ON SHEET 2

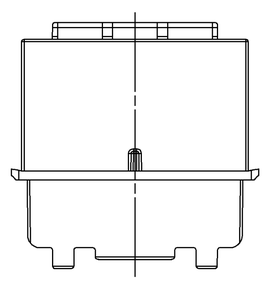

NOTES:

1. UNLESS OTHERWISE SPECIFIED AND OR INDICATED:
   DIMENSIONS ARE TO FACE OF VIEW SHOWN AND AUTOMATICALLY ROUNDED BY COMPUTER FOR INSPECTION. (SEE MATH MODEL FOR PRECISE DIMENSION)
   FOR ALL OTHER DIMENSIONS NOT SHOWN BUT REQUIRED FOR TOOL BUILD, SEE MATH MODEL FOR PRECISE TOOL PATH DATA.
2. MATING COMPONENTS OR EQUIVALENT:
   CONNECTOR - SEE CHART
   TERMINAL 12089649
      MAX. INSULATION CRIMP MUST BE LESS THAN 2.3 HIGH AND 3.4 WIDE
   SECONDARY TERMINAL LOCK 12160202
      MAX CABLE O.D. 2.45
   CONNECTOR POSITION ASSURANCE LOCK 12191277
3. THIS PART IS NOT CONTROLLED FOR AUTOMATIC FEEDING.
4. TOOL CAVITY IDENTIFICATION SHOULD BE LOCATED NEAR THE GATE.
5. PART IS MANUFACTURED TO GEOMETRIC TOLERANCES. CENTERLINE DIMENSIONS ARE FOR REFERENCE ONLY.

TYPE 101 AND TYPE 126 WERE USED FOR PROTOTYPE TOOLING AND CANNOT BE USED IN PRODUCTION

PART NO	REV	STATUS	TYPE	A	B	CONN ASM	MATING CONN ASM	VOL CM³
15318211	F		612	10.85	13.03	15318212	12146930	5.756
15305412	F		407	4.85	9.02	15305413	15305415	5.756
15305225	F	OBSOLETE	207	8.85	5.02	15305226	15305224	5.756
15305221	F	OBSOLETE	107	10.85	3.02	15305222	15305220	5.756
12191785	F		211	16.85	5.03	12191786	12191437	5.756
12191783	F		412	14.85	9.03	12191784	12191433	5.756
12191781	F		312	16.85	7.03	12191782	12191431	5.756
12191779	F		212	18.85	5.03	12191780	12191429	5.756
12191777	F		611	8.85	13.03	12191778	12191776	5.756
12191735	F		111	18.85	3.02	12191736	12146852	5.756
12191269	D	OBSOLETE	111	18.85	3.02	12191251	12146852	5.756
12191162	F		811	4.85	17.02	12191163	12191161	5.756
12176893	F	OBSOLETE	411	12.85	9.02	12176894	12176892	5.756
12176823	F		410	10.85	9.03	12176825	12191427	5.756
12176822	F		510	8.85	11.03	12176824	12191425	5.756
12176660	F		306	4.85	7.03	12176661	12176601	5.756
12176656	F		508	4.85	11.03	12176657	12176599	5.756
12176332	F		310	12.85	7.03	12176333	12176323	5.591
12176330	F		210	14.85	5.03	12176331	12176321	5.756
12176328	F		610	6.85	13.03	12176329	12191423	5.756
12176326	F	OBSOLETE	509	6.85	11.03	12176327	12176317	5.756
12176324	F	OBSOLETE	408	6.85	9.03	12176325	12176315	5.756
12160731	F		311	14.85	7.03	12160732	12191439	5.756
12160727	D	OBSOLETE	211	16.85	5.03	12160728	12191437	5.756
12160338	F	OBSOLETE	612	10.85	13.03	12160357	12146930	5.756
12160337	F		512	12.85	11.03	12160356	12191435	5.756
12160336	D	OBSOLETE	412	14.85	9.03	12160355	12191433	5.756
12160335	D	OBSOLETE	312	16.85	7.03	12160354	12191431	5.756
12160334	D	OBSOLETE	212	18.85	5.03	12160353	12191429	5.756
12160333	F		409	8.85	9.03	12160352	12146877	5.756
12160332	F		308	8.85	7.03	12160351	12191421	5.756
12160331	F	OBSOLETE	205	4.85	5.03	12160350	12146873	5.756
12160330	F		309	10.85	7.03	12160349	12146871	5.756
12160329	F	OBSOLETE	206	6.85	5.03	12160348	12191419	5.756
12160328	F		208	10.85	5.03	12160347	12191417	5.756
12160327	F		209	12.85	5.03	12160346	12191415	5.756
12160326	F		105	6.85	3.02	12160345	12191413	5.756
12160325	F		104	4.85	3.02	12160344	12191411	5.756
12160324	F		106	8.85	3.02	12160343	12191409	5.591
12160323	F		108	12.85	3.02	12160342	12191407	5.756
12160322	F	OBSOLETE	109	14.85	3.02	12160341	12191405	5.756
12160321	F		110	16.85	3.02	12160340	12191403	5.756
12160320	D	OBSOLETE	111	18.85	3.02	12160339	12146852	5.756
			126	24.65±0.15	3.02			
			101	21.65±0.15	6.03			

THE DIMENSION NUMBER(S) SHOWN BELOW INDICATE DIMENSIONS THAT ARE PROCESS SENSITIVE FOR PART PRODUCTION

2 | 11-12 | ( )

DIMENSIONS ENCLOSED IN ( ) INDICATE REFERENCE DIMENSIONS AND NO TOLERANCE LIMITS ARE ESTABLISHED

DIMENSIONAL RANGE					
FROM	0	> 20	> 30	> 70	> 100
TO	20	30	70	100	
TOLERANCE UNLESS OTHERWISE SPECIFIED					
±0.15	±0.2	±0.3	±0.4	±0.5	

ANGULAR TOLERANCE ± 2°

PART DRAWING

Unigraphics

THIRD ANGLE PROJECTION

CODE NO 6900 | QC

METRIC
DIMENSIONS ARE IN MILLIMETERS UNLESS OTHERWISE SPECIFIED

DWG DATE 18JN93

SCALE 2:1

DES S. MARZO 14JL93
DR J. NICHOLSON 05NO93
CK J. NICHOLSON 08NO93
APPR P. GHIRARDI 08FE94

REFERENCE NO 001,002,701

VOL CM³ SEE CHART

MATERIAL SPEC R0071782 PA66 HS IM-YEL

NAME TAXI CONN 12F MIC/P 100

PART NUMBER 1216 0408

SIZE A1

SHEET 1 OF 2

PART NO 1216 0408

DELPHI PACKARD ELECTRIC SYSTEMS
WARREN, OHIO 44486