SYMBOL DEFINITION		
A DIMENSION WITHOUT AN INSPECTION REPORT SYMBOL ( ) DOES NOT REQUIRE INSPECTION. IT MAY BE CONTROLLED ON THE INDIVIDUAL COMPONENT DRAWING.	TOTAL NO OF INSPECTIONS REQUIRED	19
	LAST NO. USED	19

MISSING SYMBOLS
NO MISSING SYMBOL NUMBER

DWG STATUS					ZONE	REVISION HISTORY	AUTH	DR	APVD 1	APVD 2
DATE	STG	REV	N/P	CHG						
26NOV96	-	-	-	-		ALL PARTS-PID CREATED FROM SEPARATE PID'S NO REV UPDATED REQ'D 15317765 RELEASED TO REV "A"	960005	WTP	WTP	WTP
26NOV96	-	-	-	-	-	ALL ACTIVE PARTS-REVISED-REV LEVELS ADVANCED	176842	WTP	WTP	WTP
13JAN96	-	-	-	-	-	12047581-12059894-12191889 & 15317765 REVISED-REV LEVELS ADVANCED	176913	EMB	EMB	AUG
11MAR97	-	-	-	-	-	15317765 REVISED-REV LEVEL ADVANCED	178061	MVA	MVA	MVA
08MAY97	-	-	-	-	-	ALL ACTIVE PARTS-REVISED-NO REV UPDATE REQ'D	177551	PHC	PHC	JVS
08MAY97	-	-	-	-	-	15355307-RELEASED TO REV "A"	970005	PHC	PHC	JVS
15JUL97	-	-	-	-	-	12191889-PID UPDATED- NO REV UPDATE REQ'D	181156	EMB	EMB	RPO
18JAN05	R	01	-	-	-	REVISED MATERIAL SPEC	262972	MM	MM	BG
30MAR05	R	02	-	-		ALL ACTIVE PARTS - TOLERANCE ON DIM #4 WAS ±0.1	265258	LMB	LMB	MM
19MAY05	R	03	-	-		ALL ACTIVE PARTS - UPDATED PDM ATTRIBUTES	268260	GPS	JVM	BDG
16AUG05	R	04	-	-		ALL ACTIVE PARTS - ADDED STAMP I.D. LABEL	270616	RTV	FRG	MKM
22NOV05	R	05	-	-		12191889 - RESTRICTED AND ADDED PROCESS NOTE # 2, 15305307 - RESTRICTED AND CABLE SIZE WAS 0.35-0.5	274640	MDH	JVM	BDG

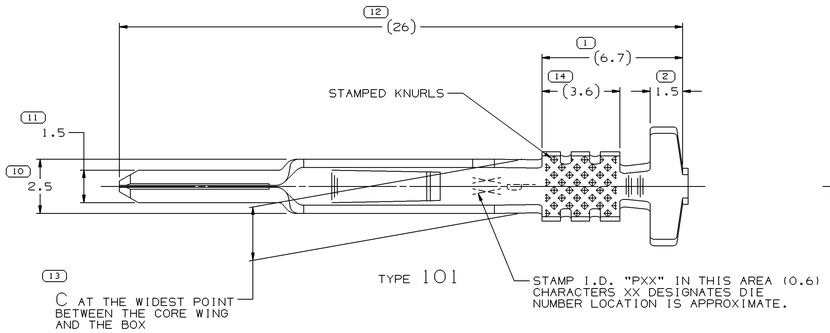

TYPE 101

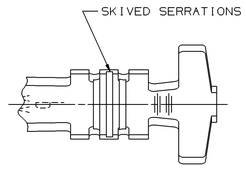

TYPE 102
SAME AS TYPE 101
EXCEPT AS SHOWN

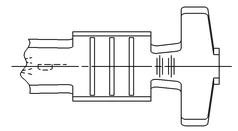

TYPE 103
SAME AS TYPE 101
EXCEPT AS SHOWN

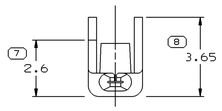

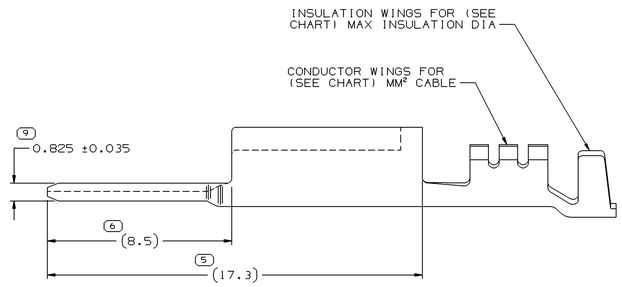

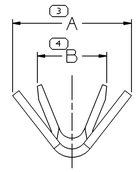

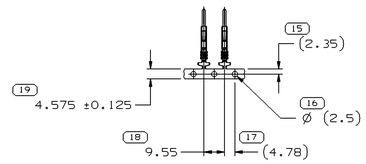

CARRIER STRIP VIEW

NOTES

1. UNLESS OTHERWISE SPECIFIED AND/OR INDICATED:

   DIMENSIONS ARE TO FACE OF VIEW SHOWN AND AUTOMATICALLY ROUNDED BY COMPUTER FOR INSPECTION (SEE MATH MODEL FOR PRECISE DIMENSIONS). FOR ALL OTHER DIMENSIONS NOT SHOWN BUT REQUIRED FOR TOOL BUILD, SEE MATH MODEL FOR PRECISE TOOL PATH DATA.

2. REFERENCE MATING COMPONENTS OR EQUIVALENT:

   TERMINAL 12047767
   MAX INSULATION CRIMP 3 HIGH X 2.6 WIDE.

PROCESS NOTE

1. LOOSE PLATING AND METAL 'FLAKES' TO BE WASHED FROM TERMINAL.

2. 12191889 IS SAME AS 12059894 BUT TERMINAL HAS TO BE WASHED AT MAKE DIE OR PROCESSED WITH NYOSIL-M25 LUBRICANT.

PART NO	REV	STATUS	MAT'L SIZE	MAT'L SPEC	PART NO	REV	STATUS	PROCESS NOTES	MAT'L SPEC	SIZE (MM²)	I.D.	DIA	TYPE	A ±0.3	B ±0.2	C MAX
			UNPLATED		PLATED				CABLE							
			0.381 X 34.52		15305307	A5	RESTRICTED		M3617383 C42500 1/2 HD	2(0.35, 0.6)	226		103	4.4	3.2	2.55
					15317765	D4			M3617383 C42500 1/2 HD	0.35-0.5	21	1.1-1.3	101	2.5	2.4	2.55
					12191889	D5	RESTRICTED	2	M3617383 C42500 1/2 HD	0.35-0.5	21	2.4-1.47	101	3.8	2.4	2.55
			0.381 X 34.52		12124731	B	OBSOLETE	1	M3617383 C42500 1/2 HD	0.5-0.8	19	2.4-1.84	101	4.4	3.2	2.55
			0.381 X 34.52		12059894	F4			M3617383 C42500 1/2 HD	0.35-0.5	21	2.4-1.47	101	3.8	2.4	2.55
			0.381 X 34.52		12047686	D	OBSOLETE		P3607ABN	0.35	22	1.86 MAX	102	3.6	2.2	2.6
12040993	J4		0.381 X 34.52	M14033B3	12047581	J4			M3617383 C42500 1/2 HD	0.5-0.8	19	2.4-1.84	101	4.4	3.2	2.55

(N/A) PROCESS SENSITIVE DIMENSION

DIMENSIONS ENCLOSED IN ( ) INDICATE REFERENCE DIMENSIONS AND NO TOLERANCE LIMITS ARE ESTABLISHED

DIMENSIONAL RANGE (MM)		CHART D
FROM	0	>12
TO	12	
TOLERANCE UNLESS OTHERWISE SPECIFIED	±0.1	±0.2

ANGULAR TOLERANCE ±2°

DWG TYPE: PART DRAWING

STYLE

VOLUME (CM³)

DISTR CODE: D

UNLESS OTHERWISE SPECIFIED
THIS DOCUMENT IS IN ACCORDANCE WITH ASME Y14.5M-1994 AS AMENDED BY THE GM GLOBAL DIMENSIONING AND TOLERANCING ADDENDUM-2001. SEPARATE PATTERNS OF FEATURES MAY BE GAGED SEPARATELY REGARDLESS OF DATUM REFERENCES.

ALL DIMENSIONS ARE IN MILLIMETERS

REFERENCE

THIRD ANGLE PROJECTION

DO NOT SCALE
USE MATH DATA

UNIGRAPHICS

DELPHI

DELPHI PACKARD ELECTRIC SYSTEMS
WARREN, OH

		DATE
DR		
APVD1	W. TURNBULL	22NOV96
APVD2	W. TURNBULL	22NOV96
APVD3	M. CHUPAK	22NOV96
APVD4		
APVD5		

SUBSTANCES OF CONCERN AND RECYCLED CONTENT PER DELPHI 10949001

MATERIAL
SEE CHART

DRAWING NAME
TAXI TERM M M/P 150

DRAWING NUMBER
12040995

SIZE	SCALE	FRAME NO	SHEET NO	STG	REV	N/P
A0	10:1	1 OF 1	1 OF 3	R	05	-