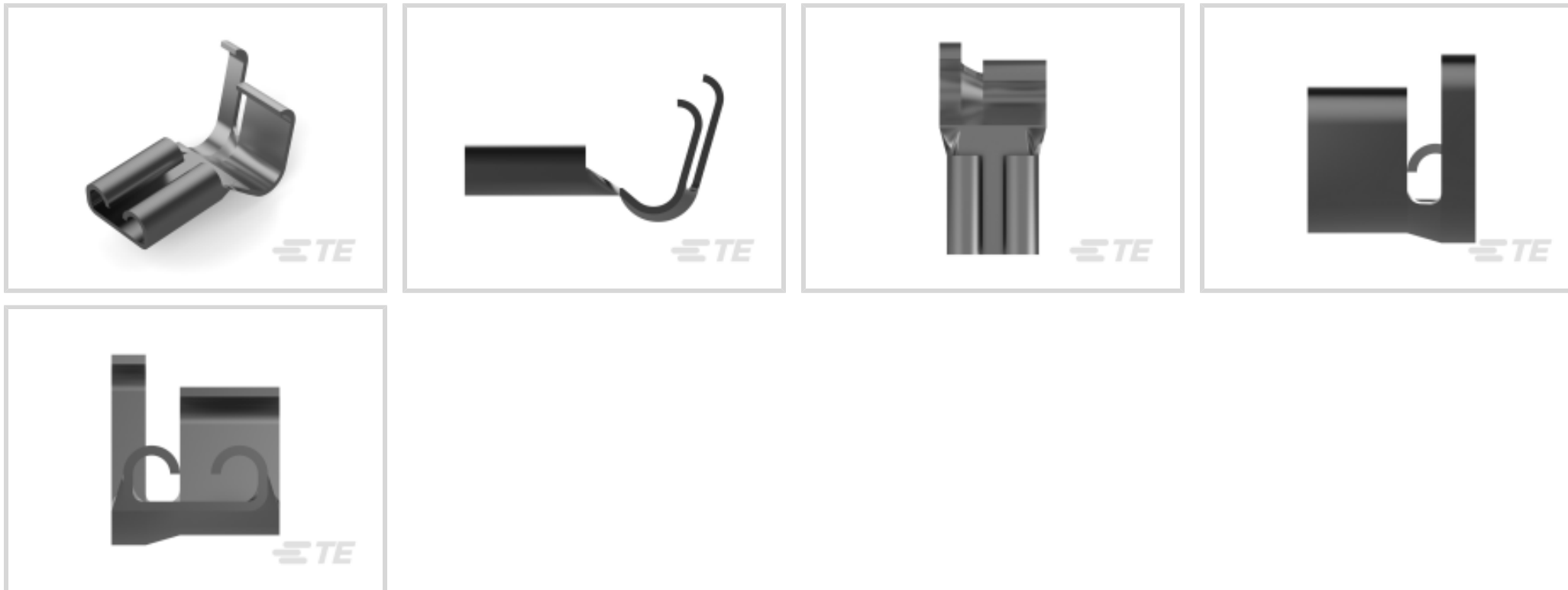




Terminals & Splices > Quick Disconnects



Quick Disconnect Terminal Type: **Receptacle**

Wire Size: .75 – 2.5 mm²

Mating Tab Width: 4.75 mm [.187 in]

Mating Tab Thickness: .81 mm [.032 in]

Features

Product Type Features

Terminates To	Wire & Cable
Wire/Cable Type	Regular Wire
Wire Stop	No
Insertion Force	Normal
Sealable	No

Configuration Features

Connection Capacity	Single
---------------------	--------

Contact Features

Quick Disconnect Terminal Type	Receptacle
Mating Tab Width	4.75 mm [.187 in]
Mating Tab Thickness	.81 mm [.032 in]
Terminal Orientation	Flag
Contact Base Material	Brass
Terminal Plating Material	Tin
Crimp Type	C-Crimp



Barrel Type	Open
-------------	------

Mechanical Attachment

Mating Retention Type	Dimple
-----------------------	--------

Wire Insulation Support	With
-------------------------	------

Dimensions

Accepts Wire Insulation Diameter Range	2.54 – 3.94 mm [.1 – .155 in]
--	-------------------------------

Receptacle Terminal Stock Thickness	.41 mm [.016 in]
-------------------------------------	------------------

Overall Length	13.59 mm [.535 in]
----------------	--------------------

Wire Size	.75 – 2.5 mm ²
-----------	---------------------------

Usage Conditions

Insulation Option	Uninsulated
-------------------	-------------

Operating Temperature Range	-40 – 110 °C [-40 – 230 °F]
-----------------------------	-----------------------------

Industry Standards

CSA Certified	Yes
---------------	-----

UL Rating	Listed
-----------	--------

Packaging Features

Packaging Quantity	5000
--------------------	------

Packaging Method	Strip/Reel
------------------	------------

Other

Line	Budget
------	--------

Product Compliance

[For compliance documentation, visit the product page on TE.com>](#)

EU RoHS Directive 2011/65/EU	Compliant
------------------------------	-----------

EU ELV Directive 2000/53/EC	Compliant
-----------------------------	-----------

China RoHS 2 Directive MIIT Order No 32, 2016	No Restricted Materials Above Threshold
---	---

EU REACH Regulation (EC) No. 1907/2006	Current ECHA Candidate List: JAN 2022 (223) Candidate List Declared Against: JAN 2022 (223) Does not contain REACH SVHC
--	---

Halogen Content	Low Halogen - Br, Cl, F, I < 900 ppm per homogenous material. Also BFR/CFR/PVC Free
-----------------	---

Solder Process Capability

Not applicable for solder process capability

Product Compliance Disclaimer

This information is provided based on reasonable inquiry of our suppliers and represents our current actual knowledge based on the information they provided. This information is subject to change. The part numbers that TE has identified as EU RoHS compliant have a maximum concentration of 0.1% by weight in homogenous materials for lead, hexavalent chromium, mercury, PBB, PBDE, DBP, BBP, DEHP, DIBP, and 0.01% for cadmium, or qualify for an exemption to these limits as defined in the Annexes of Directive 2011/65/EU (RoHS2). Finished electrical and electronic equipment products will be CE marked as required by Directive 2011/65/EU. Components may not be CE marked. Additionally, the part numbers that TE has identified as EU ELV compliant have a maximum concentration of 0.1% by weight in homogenous materials for lead, hexavalent chromium, and mercury, and 0.01% for cadmium, or qualify for an exemption to these limits as defined in the Annexes of Directive 2000/53/EC (ELV). Regarding the REACH Regulation, the information TE provides on SVHC in articles for this part number is based on the latest European Chemicals Agency (ECHA) 'Guidance on requirements for substances in articles' posted at this URL: <https://echa.europa.eu/guidance-documents/guidance-on-reach>

Compatible Parts



TE Part # 63316-5
187 FASTON FLAG REC 18-14 AWG TPBR



TE Part # 63512-1
187 FASTON FLAG REC 18-14 AWG BR



TE Part # 63010-2
250 FASTON FLAG REC 18-14 AWG TPBR



TE Part # 63314-2
250 FASTON FLAG 18-14 AWG TPBR



TE Part # 63316-1
187 FASTON FLAG REC 18-14 AWG BR



TE Part # 63317-1
187 FASTON FLAG REC 18-14 AWG BR



TE Part # 63314-1
250 FASTON FLAG 18-14 AWG BR



TE Part # 63316-2
187 FASTON FLAG REC 18-14 AWG TPBR



TE Part # 63009-2
250 FASTON FLAG REC 18-14 AWG TPBR



TE Part # 1742370-2
187 FASTON, FLAG, REC., 18-14 AWG, TPBR

Also in the Series | **FASTON 187**



Crimp Terminal Housings(41)



Insertion & Extraction Tools(1)



Joints & Splices(1)



PCB Terminals(48)



Quick Disconnects(214)




Splices(1)

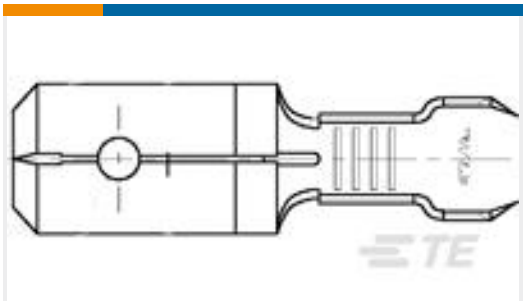
Customers Also Bought



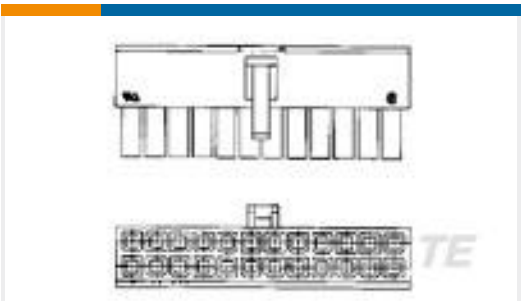
TE Part #794617-8
8POS,MICRO MNL,RCPT HSG



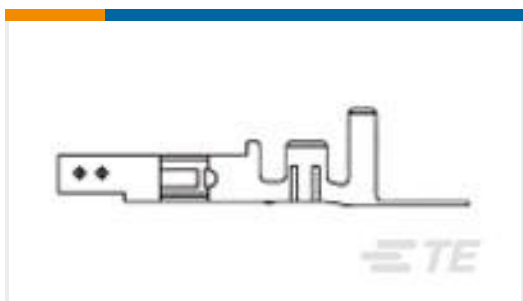
TE Part #160859-2
FF 250 TAB 0.5-1.0MM2 TPBR



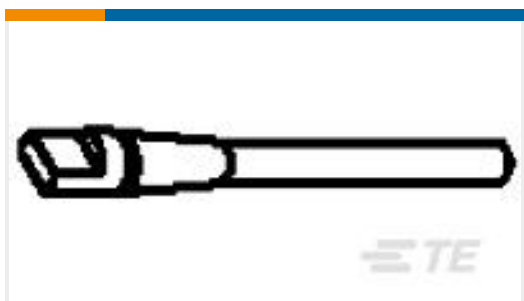
TE Part #61281-3
250 FASTON TAB 14-12 AWG TPBR



TE Part #1586765-2
2P RCPT VAL-U-LOK GW



TE Part #794956-1
VAL-U-LOK SKT BR SN 22-18AWG



TE Part #936054-1
CAVITY PLUG(ECU 40P&81P ASSY)




TE Part #5677704003
RNF-3000-3/1-4-SP



TE Part #794607-1
MICRO MNL RPT CNT STRIP 26-30



TE Part #2325349-2
Power Versa-Lock REAR SEAL, 1X2, LargeID



TE Part #4-1633109-6
ANVIL, COMBINATION

Documents



Product Drawings

[187 FASTON,FLAG,REC.,18-14 AWG,TPBR](#)

English

CAD Files

Customer View Model

[ENG_CVM_CVM_1217244-2_R.2d_dxf.zip](#)

English

3D PDF

3D

Customer View Model

[ENG_CVM_CVM_1217244-2_R.3d_igs.zip](#)

English

Customer View Model

[ENG_CVM_CVM_1217244-2_R.3d_stp.zip](#)

English

By downloading the CAD file I accept and agree to the [Terms and Conditions](#) of use.

Datasheets & Catalog Pages

[82004 FASTON Terminals \(Insulated and Uninsulated\) Catalog - FASTON Receptacles Section](#)

English

Product Specifications

[Application Specification](#)

English

Product Environmental Compliance

[MD_1217244-2_03182014334_dmtec](#)

English

[MD_1217244-2_03182014334_dmtec](#)

English

Agency Approvals

[CSA Certificate](#)

English

[CSA Certificate](#)

English