THIS DRAWING AND/OR ELECTRONIC FILE, AND THE DESIGN HEREON, CONSTITUTES A PROPRIETARY DESIGN OF DELPHI PACKARD ELECTRIC SYSTEMS.
DO NOT SCALE

PART NO 1211 0707

DATE	SYM	REVISION RECORD	AUTH	DR	CK
14AU97	—	ALL PARTS WERE SINGLE			
		PID DRAWINGS, PXX WAS			
		PED NO REV UPDATE REQ'D	179612	CHC	JIB

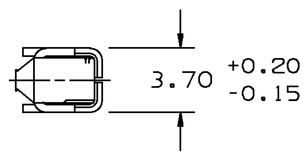

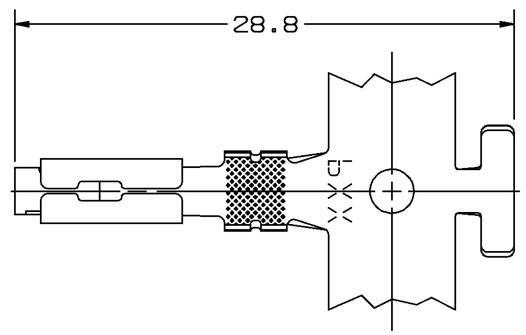

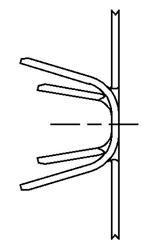

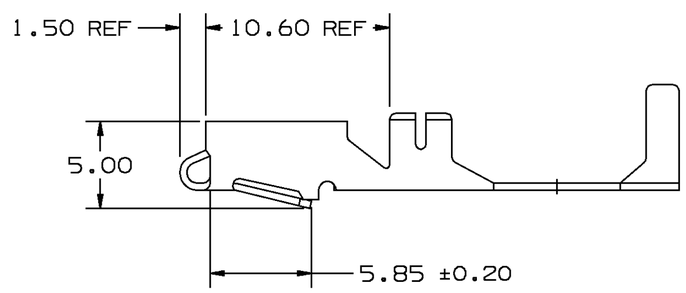

NOTES:

1. RECOMMENDED MATING BLADE-0.825±0.035 THK; 2.80±0.10 WIDTH; 7.00 LENGTH.
2. MATING TERMINAL-MINI FUSE 12092075 OR EQUIVALENT.
3. MAXIMUM CURRENT CAPACITY IS 30 AMPS.
4. "PXX" INDICATES "P" PLUS LAST TWO DIGITS OF MAKE SERIES NUMBER (P01, P02, P03, ETC ...).
5. DIMENSIONS MARKED "REF" ARE FOR REFERENCE ONLY, AND NO TOLERANCE LIMITS ARE ESTABLISHED.

PART NO	REV	STATUS	MAT'L SPEC	SIZE (MM²)	I.D.	DIA
12110710	B		PM003640-029	5.0	10	4.48-3.72
12110709	B		PM003640-029	3.0-2.0	13	3.65-2.50
12110708	B		PM003640-029	1.0-0.8	17	2.64-1.96
		PLATED		CABLE		

DRAWING TYPE: PID
OTHER DRAWINGS AVAILABLE: DETAIL
Unigraphics II
METRIC — DIMENSIONS ARE IN MILLIMETERS UNLESS OTHERWISE SPECIFIED
THIRD ANGLE PROJECTION
TOLERANCE UNLESS OTHERWISE SPECIFIED
DECIMAL: ANGULAR ± 2°
ONE PLACE ± 0.3
TWO PLACE ± 0.15
CODE NO: 6900
QC:
DES:
DWG DATE: 13FE91
DR C. HERNANDEZ 14AU97
SCALE: 4:1
CK J. BANZO 14AU97
REFERENCE NO: 12110707 "A0" SIZE — SHT #1
APPR O. GALLEGOS 14AU97
VOL CM³:
MATERIAL SPEC: SEE CHART
NAME: TAXI TERM F M/P 280 BUS BAR
PART NUMBER: 1211 0707
SIZE: A2
SHEET 1 OF 2

DELPHI PACKARD ELECTRIC SYSTEMS
WARREN, OHIO 44486